


# 1-2-3 Draw CARTOON WILDLIFE

A step-by-step guide



by  
Steve  
Barr




# 1-2-3 Draw **CARTOON WILDLIFE**

**A Step-by-Step Guide**

**By Steve Barr**

Peel Productions, Inc



This book is dedicated to my friend Gina Amling,  
who made writing and illustrating this book series  
possible. She always makes me laugh and smile,  
and I will be eternally grateful for her  
companionship and encouragement.

— S.B.

Copyright ©2003 Steve Barr.  
All rights reserved, including the right of reproduction in whole or in part,  
in any form.  
Published by Peel Productions, Inc.  
Printed in Hong Kong

**Library of Congress Cataloging-in-Publication Data**

Barr, Steve, 1958-

1-2-3 draw cartoon wildlife: a step-by-step guide / by Steve Barr.

v. cm.

Contents: Before you begin -- Cartooning tips -- Basic shapes and  
lines -- Baby bear -- Hippo -- Elephant -- Camel -- Little lion king --  
Large lion -- Monkey -- Ostrich -- Tiger -- Apes -- Leopard -- Big bear --  
Polar bear.

ISBN 0-939217-70-8 (alk. paper)

1. Animals in art--Juvenile literature. 2. Cartooning--Technique--  
Juvenile literature. [I. Animals in art. 2. Cartooning--Technique.] I.

Title: One-two-three draw cartoon wildlife. II. Title.

NC1764.8.A54 B375 2003

741.5--dc21

2002013520


Distributed to the trade and art  
markets in North America by

**NORTH LIGHT BOOKS,**  
an imprint of F&W Publications, Inc.  
4700 East Galbraith Road  
Cincinnati, OH 45236

**(800) 289-0963**

## Table of Contents

Before you begin .....	4
Cartooning tips .....	5
Basic shapes and lines .....	6
Baby bear .....	7
Hippopotamus .....	10
Baby elephant .....	12
Young camel .....	15
Little lion king .....	19
Large lion .....	22
Monkey .....	26
Ostrich .....	30
Tiger .....	36
Ape .....	39
Angry leopard .....	46
Big bear .....	50
Polar bear .....	54
Hippo girl .....	60




## Before you begin.

You will need the following supplies.

1. A pencil (or pencils!)
2. An eraser
3. A pencil sharpener
4. Colored pencils, markers or crayons
5. LOTS of paper
6. A good light source
7. A comfortable place to draw
8. Your imagination!

Ready?

Let's draw  
cartoon wildlife!



**Hint:** put your drawings in a folder and save them. You will be able to see how much you improve as you sketch more and more. When you do a drawing you are really proud of, sign it and give it to a friend or family member. When they hang it on their refrigerator or somewhere else for everyone to see, you will know your cartoon made someone happy.

**COPYRIGHTED MATERIAL**

## NO RULES!!!!

I think I have one of the greatest jobs in the world. I get to draw funny pictures all day long and I get paid well to do it! I am a successful cartoonist because I do it my way. There are no rules about cartooning, so you can spend hours sketching, doodling and playing with different shapes and lines to create your very own style cartoon.

Use this book as a basic guide, practice and change anything you want to make your drawing truly your own. You can make a nose as big as you want, eyes any shape you choose, and you can exaggerate anything you want. Just practice, practice, practice, and have fun. If your drawing makes you laugh or smile, you are well on your way to becoming a talented cartoonist.

### 1-2-3 Cartooning Tips:

- 1 Draw lightly at first — SKETCH!
- 2 Practice, practice, practice!
- 3 Have fun drawing cartoon wildlife!

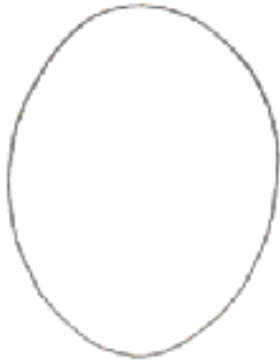
**Sketch, doodle, play!**

COPYRIGHTED MATERIAL

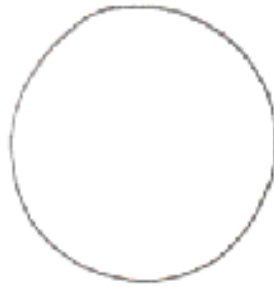


## Basic Shapes and Lines

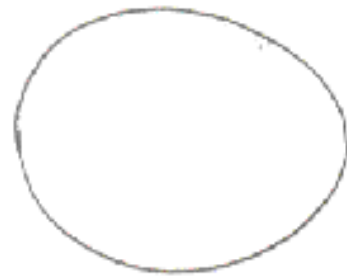
Here are the basic shapes and lines you will use to draw cartoon wildlife:



Oval



Circle



Egg



Rectangle



Square



Triangle



Straight lines



Squiggly lines




Curved lines

The more you practice sketching these shapes, the easier it will be to draw cartoons. Remember to draw lightly at first, so you can easily erase extra lines in the final drawing.


**COPYRIGHTED MATERIAL**

## Baby bear

Let's start by drawing a baby bear. We will sketch his face first, so leave some room on your paper, below his head, to add the body.



- 1** Sketch three overlapping ovals.



- 2** Sketch two small ovals (one inside the other) for the nose.



- 3** Sketch two small ovals for the eyes. Shade in the outside of the nose.



- 4** Sketch a small circle inside each ear. Shade in the outside oval of each eye. Draw a curved line for a smiling mouth.

COPYRIGHTED MATERIAL



- 5** Sketch a large oval for the body. Draw two curved lines for the feet.



- 6** LOOK at the outstretched arms and paws. Draw four straight lines for the arms and two ovals for the paws.

- 7** Sketch four small ovals on each hand, for fingers. Draw curved lines on his arms and body for a shirt.



COPYRIGHTED MATERIAL

- 8 Draw a curved line below his shirt to show his full belly. Add two curved toe lines, on each foot.



- 9 LOOK at the final drawing! Erase extra sketch lines. Boldly draw over the final lines. Shade and color your baby bear.


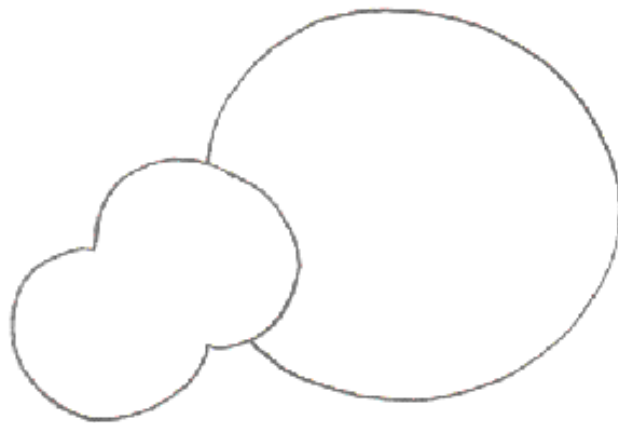
Congratulations! Beautiful baby bear!

**COPYRIGHTED MATERIAL**

## Hippopotamus

Now let's draw a simple cartoon hippo. Remember to sketch lightly at first. We will sketch his face first, so leave some room on your paper, below his head, to add the body.

- 1 Sketch a large oval, for the hippo's round body. LOOK at the popcorn-shaped head. Sketch it.




- 2 Sketch two ovals for ears. Add two eyes and shade. Draw a curved line for a smile. Add a curved line for a tail.

COPYRIGHTED MATERIAL


- 3** Sketch a small circle inside each ear. Draw a curved line and a small circle for his nose. Draw four straight lines, below his body, for legs. Draw three curved lines to connect the bottoms of the legs.



- 4** Add curved lines for eyebrows. Draw toenails.



- 5** LOOK at the final drawing! Erase extra sketch lines. Boldly go over and darken the final lines. Shade and color your hippo any way you want!



Happy Hippo!

**COPYRIGHTED MATERIAL**



# 1-2-3 Draw

## ORDER FORM

Peel Productions, Inc.  
 c/o Pathway Book Service  
 4 White Brook Road • Gilsum, NH 03448  
 800-345-6665 • fax 603-357-2073  
 pbs@pathwaybook.com

[Click here for secure online ordering](#)

Bill to:	Ship to:
----------	----------

check   
  money order   
  purchase order # \_\_\_\_\_  
 Visa   
  Mastercard   
 Card number \_\_\_\_\_  
 Expiration date: \_\_\_\_\_   
 Signature: \_\_\_\_\_

ISBN	Title	Author	Quantity	Price	Total
<b>1-2-3 Draw series</b> - all full color					
0-939217-40-6	1-2-3 Draw Pets and Farm Animals . . . . .	Levin . . . . .	_____	.8.99 . . .	_____
0-939217-41-4	1-2-3 Draw Dinosaurs and Prehistoric Animals . . . . .	Levin . . . . .	_____	.8.99 . . .	_____
0-939217-42-2	1-2-3 Draw Wild Animals . . . . .	Levin . . . . .	_____	.8.99 . . .	_____
0-939217-43-0	1-2-3 Draw Knights, Castles, and Dragons . . . . .	Levin . . . . .	_____	.8.99 . . .	_____
0-939217-44-9	1-2-3 Draw Cars, Trucks, and Other Vehicles. . . . .	Levin . . . . .	_____	.8.99 . . .	_____
0-939217-45-7	1-2-3 Draw Mythical Creatures . . . . .	Levin . . . . .	_____	.8.99 . . .	_____
0-939217-46-5	1-2-3 Draw Cartoon People . . . . .	Barr . . . . .	_____	.8.99 . . .	_____
0-939217-47-3	1-2-3 Draw Cartoon Faces . . . . .	Barr . . . . .	_____	.8.99 . . .	_____
0-939217-48-1	1-2-3 Draw Cartoon Animals . . . . .	Barr . . . . .	_____	.8.99 . . .	_____
0-939217-70-3	1-2-3 Draw Cartoon Wildlife. . . . .	Barr . . . . .	_____	.8.99 . . .	_____
0-939217-71-6	1-2-3 Draw Cartoon Aliens and Space Stuff. . . . .	Barr . . . . .	_____	.8.99 . . .	_____
0-939217-72-4	1-2-3 Draw Cartoon Sea Critters . . . . .	Barr . . . . .	_____	.8.99 . . .	_____
0-939217-73-2	1-2-3 Draw Cool Cartoon Stuff . . . . .	Barr . . . . .	_____	.8.99 . . .	_____
0-939217-74-0	1-2-3 Draw Cartoon Monsters (spring 2004) . . . . .	Barr . . . . .	_____	.8.99 . . .	_____

**Draw Series** - black and white except as noted

0-939217-14-7	Draw 3-D . . . . .	DuBosque. . . . .	_____	.8.99 . . .	_____
0-939217-31-7	Draw Alien Fantasies . . . . .	Reinagle . . . . .	_____	.8.99 . . .	_____
0-939217-29-5	Draw Cars (rev ed). . . . .	DuBosque. . . . .	_____	.8.99 . . .	_____
0-939217-26-0	Draw Desert Animals. . . . .	DuBosque. . . . .	_____	.8.95 . . .	_____
0-939217-22-8	Draw Dinosaurs . . . . .	DuBosque. . . . .	_____	.8.99 . . .	_____
0-939217-25-2	Draw Grassland Animals. . . . .	DuBosque. . . . .	_____	.8.99 . . .	_____
0-939217-28-7	Draw Insects. . . . .	DuBosque. . . . .	_____	.8.95 . . .	_____
0-939217-33-3	Draw Magical Fantasies - <b>full color</b> . . . . .	Reinagle . . . . .	_____	.8.99 . . .	_____
0-939217-30-9	Draw Medieval Fantasies. . . . .	Reinagle . . . . .	_____	.8.99 . . .	_____
0-939217-24-4	Draw Ocean Animals. . . . .	DuBosque. . . . .	_____	.8.99 . . .	_____
0-939217-23-6	Draw Rainforest Animals . . . . .	DuBosque. . . . .	_____	.8.99 . . .	_____
0-939217-32-5	Draw Sports Figures. . . . .	Reinagle . . . . .	_____	.8.99 . . .	_____
0-939217-16-3	Learn To Draw NOW! . . . . .	DuBosque. . . . .	_____	.8.99 . . .	_____

**Order more and save!** Order 10 or more books and pay only \$7.25 each! (shipping \$3.95 per order)

subtotal. . . . . \_\_\_\_\_  
 shipping. . . . . **3.95**  
 TOTAL . . . . . \_\_\_\_\_

Art Instruction / Drawing



# 1-2-3 Draw CARTOON WILDLIFE

Starting with simple shapes, young artists can create fun, wild cartoon critters that will provide hours of fun and learning.

Grab a pencil and let's get started!



Steve Barr lives in the mountains of North Carolina. He has written and drawn a nationally syndicated comic strip, designed and illustrated board games, children's books, card decks and other educational materials. He's created character design and key cells for animation projects. His background also includes drawing greeting cards, single-panel gag cartoons, newspaper and magazine illustration, advertising art, hidden pictures, maps and just about anything else you can imagine. In his spare time he likes to draw.



UPC

0 35313 32736 0

EAN

32736

ISBN 0-71217-70-8



9 780939 217700

US \$8.99

(CAN \$13.99)

9 0 00 0