

\$1.95 U.S.  
\$2.75 CAN.

# How to Draw Fairy-Tale Characters



# Introduction


It's fun to draw the characters from your favorite fairy tales. This book will show you how in 4 or 5 easy steps.

Step 1 gives the position of each character in the form of a stick figure. Step 2 uses simple shapes to show the character. Draw or trace these shapes in pencil to start your picture. Later, you can go back and erase the lines you don't need. Steps 3, 4, and 5 add more details to make your fairy-tale character complete.

You will need the following materials:

- \*Number 2 Pencils
- \*Felt-Tip Pens
- \*Eraser
- \*Colored Markers or Crayons
- \*Tracing Paper
- \*Drawing Pad

Don't be afraid to try your own ideas to make your drawings look the way *you* want them to. The most important thing to remember is to be creative and have fun. Now you're ready to draw your favorite fairy-tale characters!



# Jack and the Beanstalk


When poor Jack sold his cow for some magic beans, his mother was so angry that she flung the beans out the window. They grew into a huge beanstalk that reached the sky.

Jack climbed the beanstalk and met a terrible giant who owned a magic harp and a hen that laid golden eggs. Jack stole the treasures and escaped down the beanstalk before the giant could catch him.




Position

1




Shapes

2



Details


3



4



1



2



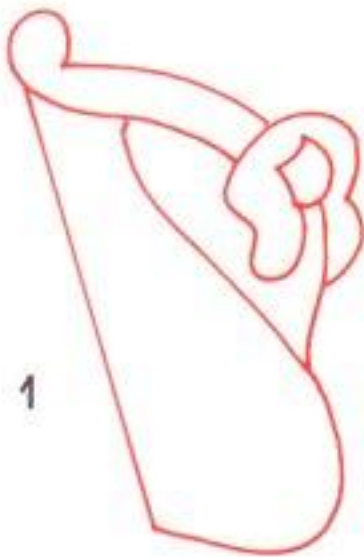

3




Position

Shapes

Details



# Little Red Riding Hood

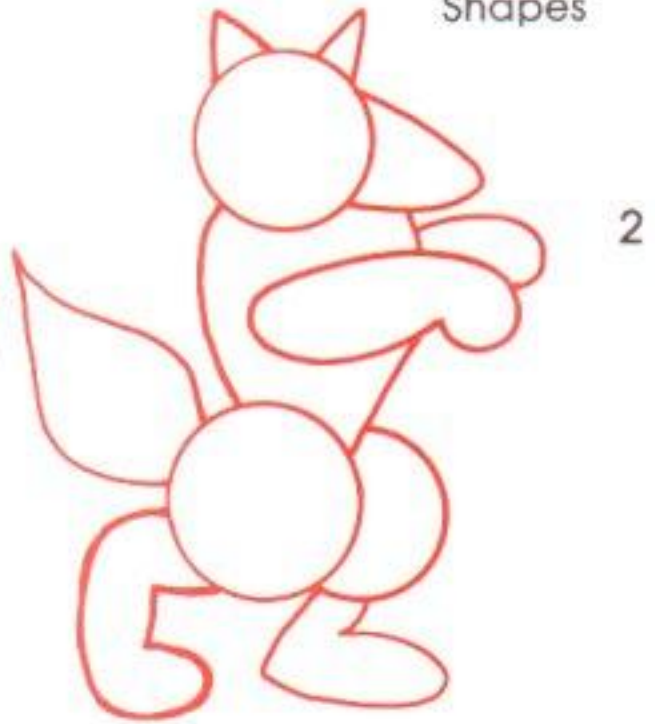



On the way to Grandmother's house, Little Red Riding Hood met the Big Bad Wolf. When she arrived at the house, the wolf was waiting for her, dressed as Grandmother! He was just about to gobble up Little Red Riding Hood when the Woodsman arrived to save her.



Position

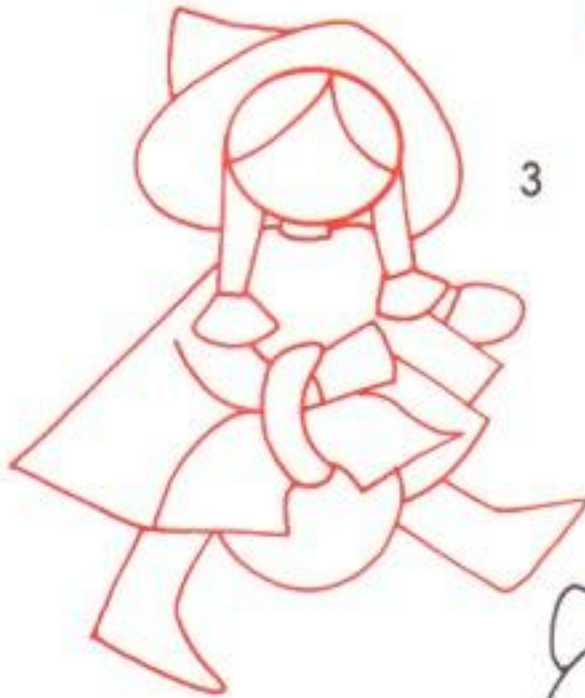
Shapes



Details









# Rumpelstiltskin

A wicked little man helped a maiden spin straw into gold so she could marry a prince. He demanded her first-born child in return. The only way the maiden could save her child was to guess the little man's name—and what a hard name it was to guess!




Position

1



Shapes

2



Details

3




4



# Snow White and the Seven Dwarfs

The queen was jealous of her stepdaughter, Snow White, because her magic mirror said Snow White was the prettiest girl in the land. She sent Snow White away to live in the forest.


In the forest, Snow White met seven dwarfs, who welcomed her into their home. But the queen still hated her. So she dressed up as a peddler and gave the girl a poisoned apple. Snow White fell into a deep sleep. But when a handsome prince kissed her, Snow White was saved. She married the prince, and the wicked queen was banished.






Position

1



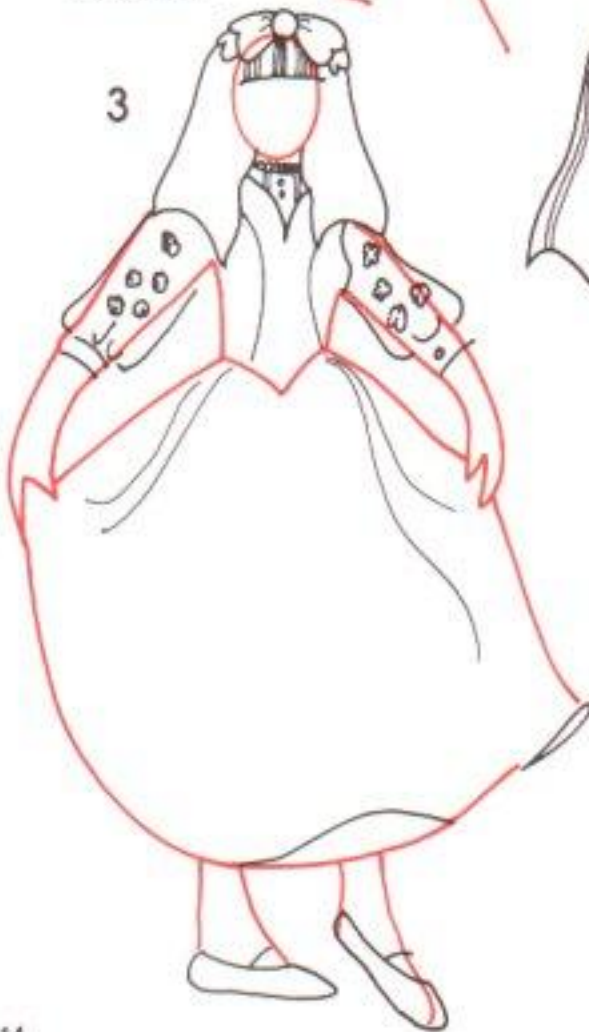
Shapes

2



Details

3



4



5



1



2



3




4



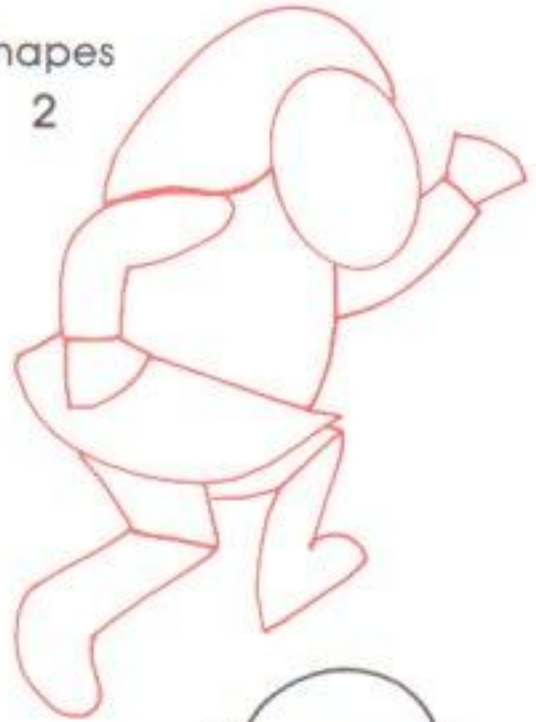
5



Position  
1



Shapes  
2



Details

3



4



Draw different heads on the bodies to make different dwarfs.  
You can copy these.







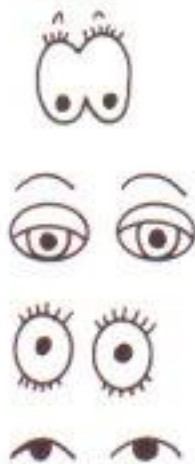
Notice the Details



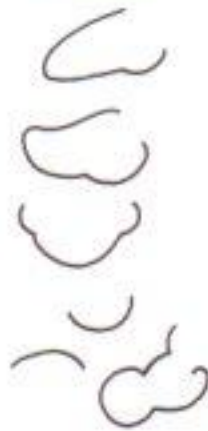
Different Head Shapes



Eyes



Noses



Mouths

