


1-2-3 Draw

CARTOON

ALIENS

AND SPACE STUFF

A step-by-step guide



by
Steve Barr

1-2-3 Draw CARTOON ALIENS AND SPACE STUFF


A step-by-step Guide



By Steve Barr

Peel Productions, Inc

This book is dedicated to my friend Nora Smith,
who always makes me laugh and loves books!



Copyright ©2003 Steve Barr.
All rights reserved, including the right of reproduction in whole or in part, in any form.
Published by Peel Productions, Inc.
Printed in Hong Kong

Library of Congress Cataloging-in-Publication Data

Barr, Steve.

1-2-3 draw cartoon aliens and space stuff : a step-by-step guide / by Steve Barr.
v. cm.

Contents: Before you begin -- Basic shapes and lines -- Alien head (side view) -- Alien head (front view) -- Alien expressions (side view) -- Alien expressions (front view) -- Alien bodies (side view) -- Alien bodies (front view) -- Sitting aliens -- Floating alien -- Alien disguised as a human -- Flying saucer -- Spaceship -- Space scooter -- Planet, comets and stars -- Astronaut -- Robot -- Space worm -- Fun stuff.

ISBN 0-939217-71-6 (alk. paper : pbk.)

1. Life on other planets in art--Juvenile literature. 2. Space vehicles in art--Juvenile literature. 3. Drawing--Technique--Juvenile literature. [I. Extraterrestrial beings in art. 2. Space vehicles in art. 3. Drawing--Technique.] I. Title: One-two-three draw cartoon aliens and space stuff. II. Title: Cartoon aliens and space stuff. III. Title.

NC825.O9 B37 2003

741.5--dc21

2002013990

Distributed to the trade and art
markets in North America by

NORTH LIGHT BOOKS,
an imprint of F&W Publications, Inc.
4700 East Galbraith Road
Cincinnati, OH 45236

(800) 289-0963

COPYRIGHTED MATERIAL

Contents

Before you begin	4
Basic shapes and lines	6
Alien head (side view)	7
Alien head (front view)	9
Alien expressions (side view)	12
Alien expressions (front view)	13
Alien (side view)	14
Alien (front view)	18
Sitting alien	21
Floating alien	25
Alien disguised as a human	28
Alien flying a saucer	31
Alien in a spaceship	34
Alien space scooter	38
Planets, comets and stars	41
Astronaut	49
Space monster	52
Robot	54
Space worm	57
Fun stuff	58
Alien cartoon strip	60
Certificate	64



COPYRIGHTED MATERIAL



Before you begin...

You will need the following supplies:

1. A pencil (or pencils!)
2. An eraser
3. A pencil sharpener
4. LOTS of paper
5. Colored pencils, markers or crayons
6. A good light source
7. A comfortable place to draw
8. Your imagination!

Are you ready?

Let's draw!

COPYRIGHTED MATERIAL

No rules!

One of the most fun things about drawing cartoons is that there are NO RULES! Cartoons are just simple drawings using basic shapes and lines to create a funny picture. Cartoons are meant to make people laugh or smile. The sillier your cartoon looks the better.

When I was young, I spent hours sketching and doodling, and drawing cartoons. I got so good that I get paid to draw cartoons now. In this book you will learn how to draw really cool aliens and space stuff. You will be surprised at how easy it is to do once you start drawing.

Sketch, doodle, play!

Have fun. Experiment! If I tell you to draw a circle and you feel like drawing a square or a triangle, draw whatever you want. Make your very own creation. Change anything you want. Color your cartoon any color you wish. Create your own cartoon style. Draw to entertain your friends and family, and one day you may end up getting paid to do it too!

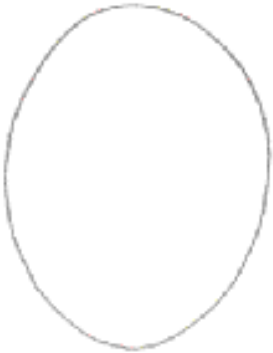


Cartooning Tips:

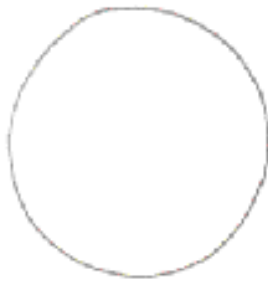
- 1 Draw lightly at first — SKETCH, so you can erase extra lines.
- 2 Practice, practice, practice! You will get better and your cartoons will get funnier.
- 3 Have fun cartooning!

Basic Shapes and Lines

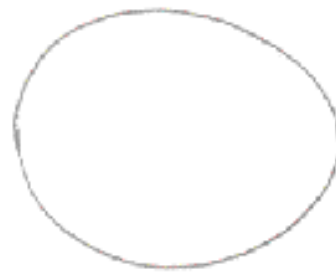
Here are some of the simple shapes and lines you will use to draw cartoon aliens:



Oval



Circle



Egg



Rectangle



Square



Triangle



Straight line



Squiggly line



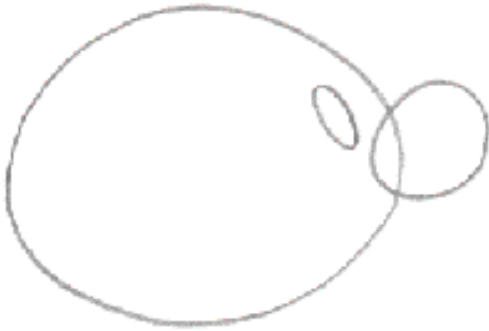
Curved line

Remember to draw lightly at first. You will be erasing some of the lines when you complete the final drawing.

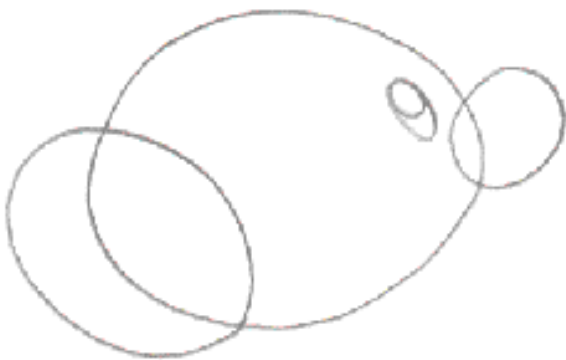
COPYRIGHTED MATERIAL

Alien head (side view)

Let's start by drawing just the head of an alien. A little later in this book, I will show you how to add the body. Since none of us really knows what an alien looks like, let's use our imagination and draw aliens that we would like to meet.



- 1 Sketch a big oval for the head. Sketch two smaller ovals for the nose and eye.



- 2 Draw a small oval inside the eye. Sketch an overlapping oval for the ear.



- 3 Darken part of the eye. Draw a small curved line for a smiling mouth. Sketch another oval on the ear.



- 4 Add a curved line to the mouth. Draw a slightly curved line inside the ear.


COPYRIGHTED MATERIAL



6 Add a circle to the end of the antenna. Draw another curved line inside his mouth.



5 Draw four straight lines to begin his antenna. Add another curved line to the alien's mouth.



7 LOOK at the final drawing! Erase extra sketch lines you don't need. Darken the final lines. Add color. Add triangles or squares or any fun features you wish.

Adorable alien!

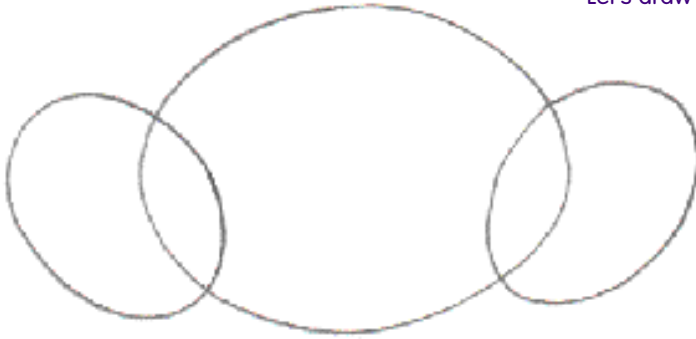
GREAT JOB!

Sign your name and put today's date on your work. It lets everyone know you drew it!

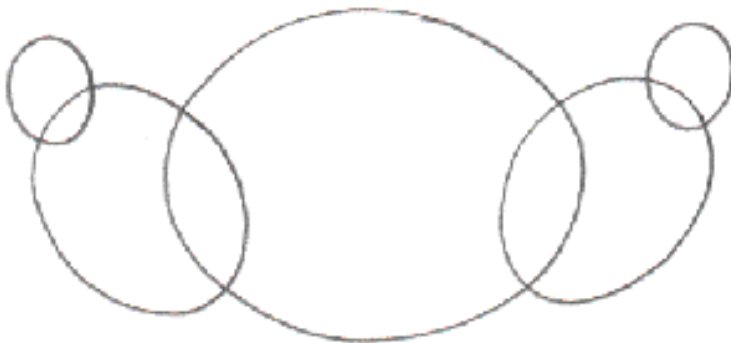
COPYRIGHTED MATERIAL

Alien head (front view)

Let's draw an alien looking right at you.



- 1 Lightly sketch three overlapping ovals, for the head and ears.



- 2 Draw a small oval on top of each ear oval.




- 3 Draw two small ovals for the eyes and a larger one for the nose.


COPYRIGHTED MATERIAL



- 4** Add a small oval inside each eye. Draw a curved line for his mouth.




- 5** Darken in part of the eyes. Add a curved line to each side of his mouth.




- 6** Draw two straight lines on the top of his head, to begin the antenna. Draw a curved line inside each of the ears.

COPYRIGHTED MATERIAL



- 7** Add two slightly curved lines and a circle to complete the antenna.



- 8** LOOK at the final drawing! Erase extra sketch lines. Darken the final lines. Add color.

WOW!!!

Experiment with colors and shapes to see how different you can make him look.

COPYRIGHTED MATERIAL

Alien expressions (side view)


You can bring your alien to life by drawing different expressions to show how he is feeling. Here are some examples of facial expressions you can easily draw with simple shapes and lines.

LOOK closely at the different expressions shown below. Can you see the simple shapes and lines that are used to show what mood he is in?



Start with a sketch of the outline of the alien's head.

Sketch your favorite expressions a few times and then try to create a new expression of your own.



COPYRIGHTED MATERIAL



1-2-3 Draw

ORDER FORM

Peel Productions, Inc.
 c/o Pathway Book Service
 4 White Brook Road • Gilsum, NH 03448
 800-345-6665 • fax 603-357-2073
 pbs@pathwaybook.com

[Click here for secure online ordering](#)

Bill to:	Ship to:
----------	----------

check
 money order
 purchase order # _____
 Visa
 Mastercard
 Card number _____
 Expiration date: _____
 Signature: _____

ISBN	Title	Author	Quantity	Price	Total
1-2-3 Draw series - all full color					
0-939217-40-6	1-2-3 Draw Pets and Farm Animals	Levin	_____	.8.99 . . .	_____
0-939217-41-4	1-2-3 Draw Dinosaurs and Prehistoric Animals	Levin.	_____	.8.99 . . .	_____
0-939217-42-2	1-2-3 Draw Wild Animals	Levin	_____	.8.99 . . .	_____
0-939217-43-0	1-2-3 Draw Knights, Castles, and Dragons	Levin	_____	.8.99 . . .	_____
0-939217-44-9	1-2-3 Draw Cars, Trucks, and Other Vehicles.	Levin	_____	.8.99 . . .	_____
0-939217-45-7	1-2-3 Draw Mythical Creatures	Levin	_____	.8.99 . . .	_____
0-939217-46-5	1-2-3 Draw Cartoon People	Barr.	_____	.8.99 . . .	_____
0-939217-47-3	1-2-3 Draw Cartoon Faces	Barr.	_____	.8.99 . . .	_____
0-939217-48-1	1-2-3 Draw Cartoon Animals	Barr.	_____	.8.99 . . .	_____
0-939217-70-8	1-2-3 Draw Cartoon Wildlife.	Barr.	_____	.8.99 . . .	_____
0-939217-71-6	1-2-3 Draw Cartoon Aliens and Space Stuff.	Barr.	_____	.8.99 . . .	_____
0-939217-72-4	1-2-3 Draw Cartoon Sea Critters	Barr.	_____	.8.99 . . .	_____
0-939217-73-2	1-2-3 Draw Cool Cartoon Stuff	Barr.	_____	.8.99 . . .	_____
0-939217-74-0	1-2-3 Draw Cartoon Monsters (spring 2004)	Barr.	_____	.8.99 . . .	_____

Draw Series - black and white except as noted

0-939217-14-7	Draw 3-D	DuBosque.	_____	.8.99 . . .	_____
0-939217-31-7	Draw Alien Fantasies	Reinagle	_____	.8.99 . . .	_____
0-939217-29-5	Draw Cars (rev ed).	DuBosque.	_____	.8.99 . . .	_____
0-939217-26-0	Draw Desert Animals.	DuBosque.	_____	.8.95 . . .	_____
0-939217-22-8	Draw Dinosaurs	DuBosque.	_____	.8.99 . . .	_____
0-939217-25-2	Draw Grassland Animals.	DuBosque.	_____	.8.99 . . .	_____
0-939217-28-7	Draw Insects.	DuBosque.	_____	.8.95 . . .	_____
0-939217-33-3	Draw Magical Fantasies - full color	Reinagle	_____	.8.99 . . .	_____
0-939217-30-9	Draw Medieval Fantasies.	Reinagle	_____	.8.99 . . .	_____
0-939217-24-4	Draw Ocean Animals.	DuBosque.	_____	.8.99 . . .	_____
0-939217-23-6	Draw Rainforest Animals	DuBosque.	_____	.8.99 . . .	_____
0-939217-32-5	Draw Sports Figures.	Reinagle	_____	.8.99 . . .	_____
0-939217-16-3	Learn To Draw NOW!	DuBosque.	_____	.8.99 . . .	_____

Order more and save! Order 10 or more books and pay only \$7.25 each! (shipping \$3.95 per order)

subtotal. _____
 shipping. **3.95**
 TOTAL _____

Art Instruction / Drawing

1-2-3 Draw CARTOON ALIENS AND SPACE STUFF




Starting with simple shapes, young artists can create cartoon aliens. Hours of fun and learning await you, so...

...grab a pencil and let's get started!



Steve Barr lives in the mountains of North Carolina. He has written and drawn a nationally syndicated comic strip, designed and illustrated board games, children's books, card decks and other educational materials. He's created character design and key cells for animation projects. His background also includes drawing greeting cards, single panel gag cartoons, newspaper and magazine illustration, advertising art, hidden pictures, maps and just about anything else you can imagine. In his spare time he likes to draw.



32737

US \$8.99
(CAN \$13.99)

ISBN 0-979717-21-6



9 0000