
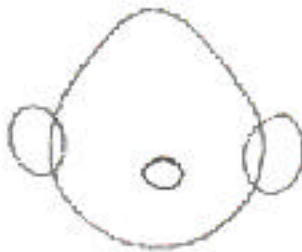


1-2-3 Draw

CARTOON FACES

A step-by-step guide




by Steve Barr

1-2-3 Draw

CARTOON FACES

A step-by-step guide



by Steve Barr

PEEL PRODUCTIONS, INC.



This book is dedicated to my brothers and sisters: Laurie and Gregg, who always make me smile; Rob and Cindy, who always make me laugh; and Tim, who keeps me humble.

—S.B.




Copyright ©2002 Steve Barr.
 All rights reserved, including the right of reproduction in whole or in part, in any form.
 Published by Peel Productions, Inc.
 Printed in Hong Kong

Library of Congress Cataloging-in-Publication Data

Barr, Steve, 1958-
 1-2-3 draw cartoon faces : a step-by-step guide / by Steve Barr.
 p. cm.
 Contents: Basic shapes and lines -- Boy's face -- Girl's face -- Man's face -- Grandfather's face -- Grandmother's face -- Talking lady -- Eyes -- Hair -- Emotions -- Hats -- Glasses.
 ISBN 0-939217-47-3 (alk. paper)
 1. Face--Caricatures and cartoons--Juvenile literature. 2. Cartooning--Technique--Juvenile literature. [1. Cartooning--Technique. 2. Drawing--Technique. 3. Face in art.] I. Title. II. Title. III. Title: One-two-three draw cartoon faces.
 NC1764.8.F33B37 2002
 741.5--dc21

Distributed to the trade and art markets in North America by
NORTH LIGHT BOOKS,
 an imprint of F&W Publications, Inc.
 4700 East Galbraith Road
 Cincinnati, OH 45236
(800) 289-0963

Contents



Before you begin	4
Basic Shapes and Lines	6
Boy's Face	7
Girl's Face	9
Man's Face	11
Woman's Face	13
Grandpop's Face	15
Grandmother's Face	17
Hair	19
Eyes	22
Expressions and Emotions	24
Glasses	41
Hats	44
Different Characters	51
Triangles, Squares, and Rectangles	58
Talking Characters	61
Certificate	64



Before you begin...

Stop! Look! Listen!

You will need:

- 1** a sharpened pencil
- 2** paper
- 3** an eraser
- 4** a pencil sharpener
- 5** colored pencils, markers or crayons
- 6** a comfortable place to sit and draw
- 7** a good light source

Let's draw cartoon faces!

COPYRIGHTED MATERIAL



No Rules!

This book is designed to teach the basics of drawing cartoon faces. There are no rules about cartooning, so you can spend hours sketching, doodling and playing with different lines and shapes.



Sketch, doodle, play!

If the instructions tell you to use an oval to draw a nose and you want to use a triangle, draw a triangle. Cartooning is all about having fun drawing. Explore, experiment with crazy ideas. If it makes you smile and makes your friends giggle, you're doing it right!



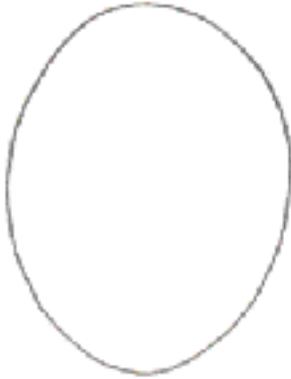
Cartooning tips:

- 1 Draw lightly at first—SKETCH, so you can erase extra lines easily.
- 2 Practice, practice, practice!
- 3 Have fun cartooning!

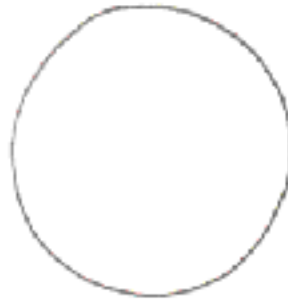


Basic Shapes and Lines

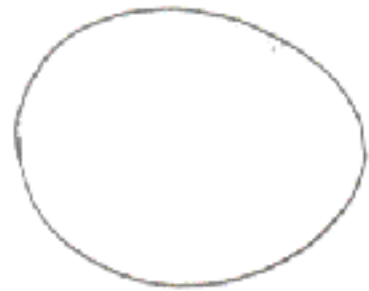
Here are basic shapes and lines you will use to draw cartoon faces:



Oval



Circle



Egg



Rectangle



Square



Triangle



Straight lines



Squiggly lines



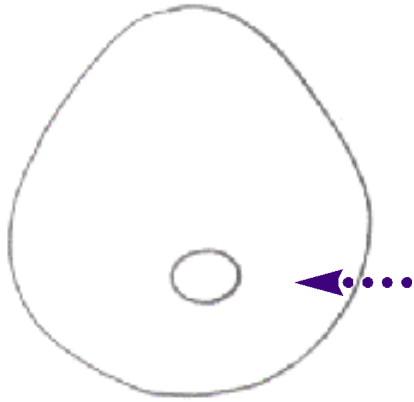
Curved lines

COPYRIGHTED MATERIAL

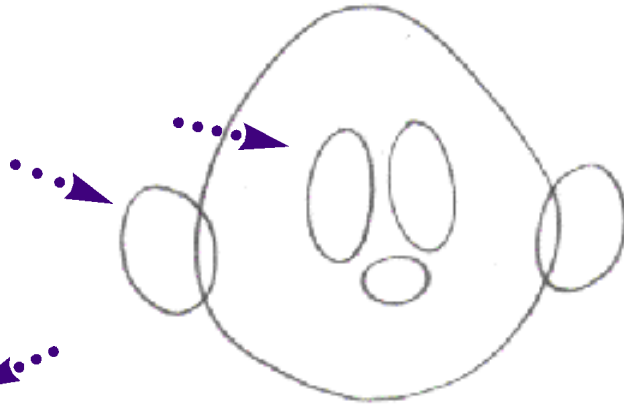
Boy's Face

Let's begin by using some of the basic shapes and lines to draw a boy's face.

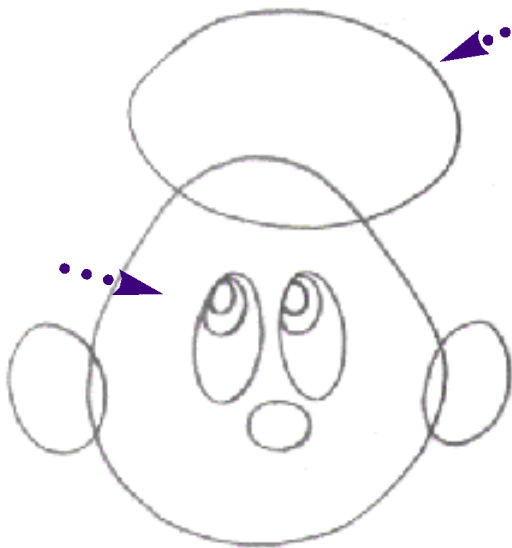
- 1 Sketch a large **oval** for the head, with a smaller **oval** inside it for the nose.



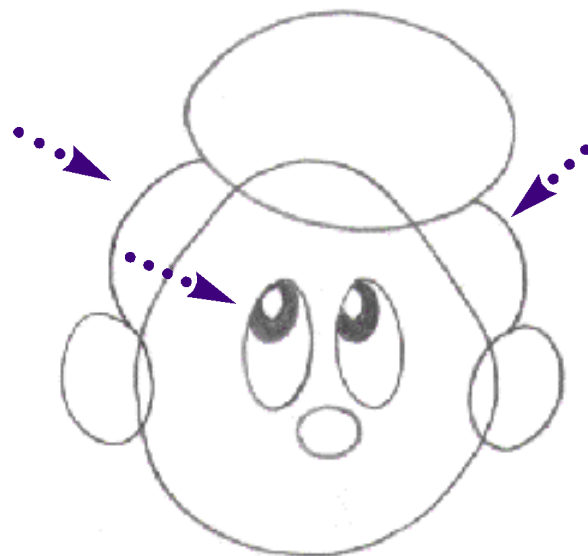
- 2 Sketch four more **ovals** for the eyes and ears.



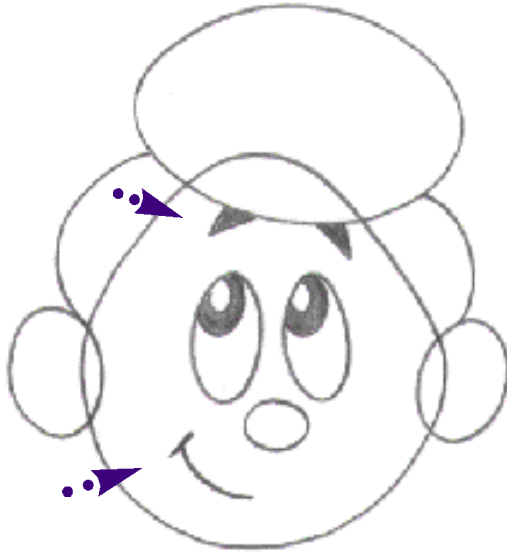

- 3 Sketch a big **oval** on the top for hair. Draw two **circles** inside each eye.



- 4 Add a **curved line** on each side to make more hair. Darken around the top circle of the eye.




- 5** Draw two small **triangles** for eyebrows. Sketch a small **curved line** for the mouth.



- 6** Darken the eyebrows. Put a small **line** on the end of the mouth.

- 7** LOOK at the final drawing! Erase the extra sketch lines. Darken the final lines. Add color.

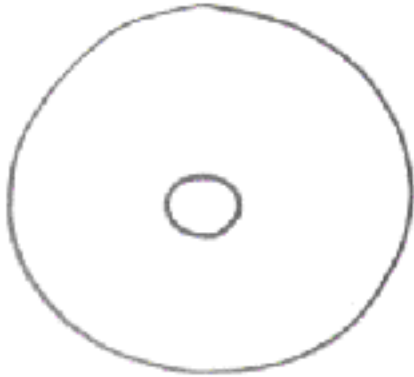
Nice job!



COPYRIGHTED MATERIAL

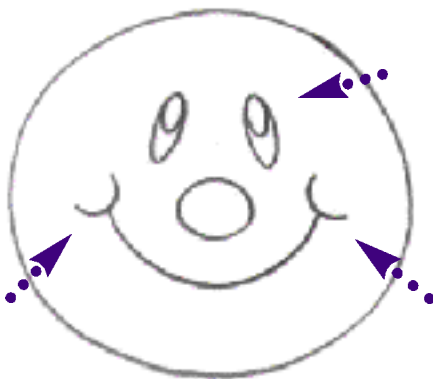

Girl's Face

Let's draw a girl's face using more of the simple shapes and lines.




- 1 Sketch a **circle** with a small **circle** in the center.

- 2 Add small **ovals** for eyes. Draw a **curved line** for the mouth.




- 3 Draw small **ovals** inside the eyes. Add a small **curved line** on each end of the mouth.

- 4 Sketch two **curved lines** for hair. Darken part of the eyes. Draw L-shaped **lines** for the neck and shoulders.



COPYRIGHTED


- 5 Draw two long **curved lines**, meeting in the middle, for the hair. Draw **straight lines** for the bottom of the hair line.



- 6 Draw a few **triangles** to make the jagged ends of her hair.

- 7 LOOK at the final drawing!
Erase the extra sketch lines.
Add color.

Great girl's face!

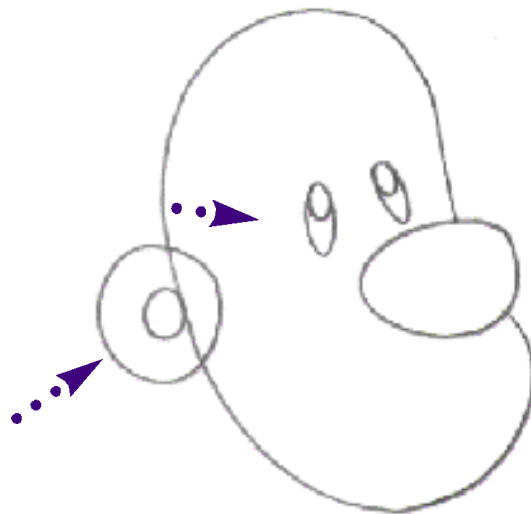
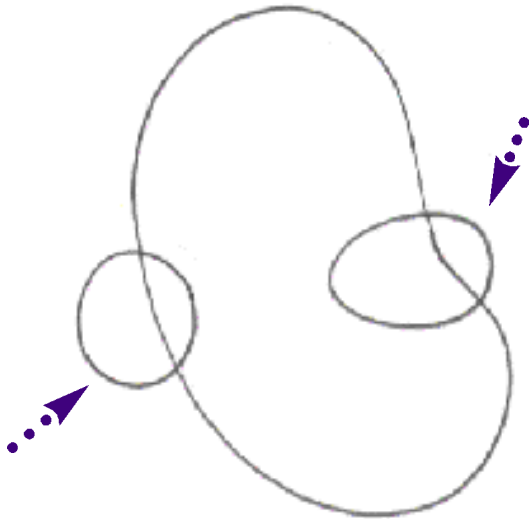


COPYRIGHTED MATERIAL

Man's Face

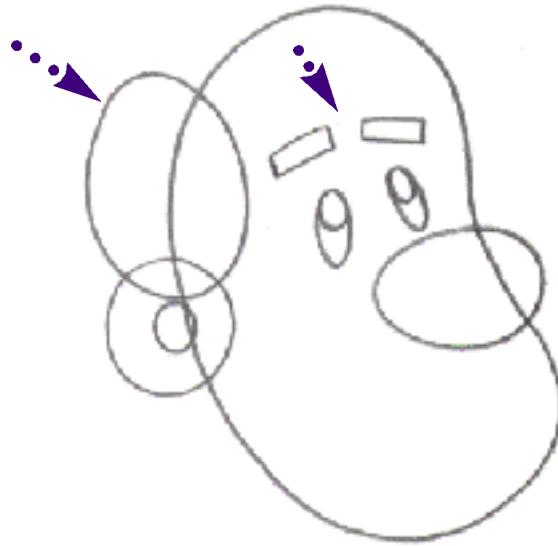
Let's draw a father for the boy and girl.

- 1** This time, sketch a squashed **oval**, the shape of a kidney bean.
- 2** Sketch two **ovals**, for the nose and ear.
- 3** Draw two **ovals**, one inside the other, for each eye. Draw a **circle** inside the ear.




COPYRIGHTED MATERIAL

- 4 Sketch an **oval**, above the ear, for hair. Sketch two **rectangles**, above the eyes, for eyebrows.




- 5 Sketch an **oval** on top and a **curved line** on the side, for more hair. Darken the eyebrows and part of each eye. Draw two **curved lines** for his mouth.



- 6 LOOK at the final drawing! Erase extra sketch lines. Add color.

Fabulous father!



COPYRIGHTED MATERIAL



1-2-3 Draw

ORDER FORM

Peel Productions, Inc.
 c/o Pathway Book Service
 4 White Brook Road • Gilsum, NH 03448
 800-345-6665 • fax 603-357-2073
 pbs@pathwaybook.com

[Click here for secure online ordering](#)

Bill to:	Ship to:

check
 money order
 purchase order # _____
 Visa
 Mastercard
 Card number _____
 Expiration date: _____
 Signature: _____

ISBN	Title	Author	Quantity	Price	Total
1-2-3 Draw series - all full color					
0-939217-40-6	1-2-3 Draw Pets and Farm Animals	Levin	_____	.8.99 . . .	_____
0-939217-41-4	1-2-3 Draw Dinosaurs and Prehistoric Animals	Levin.	_____	.8.99 . . .	_____
0-939217-42-2	1-2-3 Draw Wild Animals	Levin	_____	.8.99 . . .	_____
0-939217-43-0	1-2-3 Draw Knights, Castles, and Dragons	Levin	_____	.8.99 . . .	_____
0-939217-44-9	1-2-3 Draw Cars, Trucks, and Other Vehicles.	Levin	_____	.8.99 . . .	_____
0-939217-45-7	1-2-3 Draw Mythical Creatures	Levin	_____	.8.99 . . .	_____
0-939217-46-5	1-2-3 Draw Cartoon People	Barr.	_____	.8.99 . . .	_____
0-939217-47-3	1-2-3 Draw Cartoon Faces	Barr.	_____	.8.99 . . .	_____
0-939217-48-1	1-2-3 Draw Cartoon Animals	Barr.	_____	.8.99 . . .	_____
0-939217-70-8	1-2-3 Draw Cartoon Wildlife.	Barr.	_____	.8.99 . . .	_____
0-939217-71-6	1-2-3 Draw Cartoon Aliens and Space Stuff.	Barr.	_____	.8.99 . . .	_____
0-939217-72-4	1-2-3 Draw Cartoon Sea Critters	Barr.	_____	.8.99 . . .	_____
0-939217-73-2	1-2-3 Draw Cool Cartoon Stuff	Barr.	_____	.8.99 . . .	_____
0-939217-74-0	1-2-3 Draw Cartoon Monsters (spring 2004)	Barr.	_____	.8.99 . . .	_____

Draw Series - black and white except as noted

0-939217-14-7	Draw 3-D	DuBosque. . .	_____	.8.99 . . .	_____
0-939217-31-7	Draw Alien Fantasies	Reinagle . . .	_____	.8.99 . . .	_____
0-939217-29-5	Draw Cars (rev ed).	DuBosque. . .	_____	.8.99 . . .	_____
0-939217-26-0	Draw Desert Animals.	DuBosque. . .	_____	.8.95 . . .	_____
0-939217-22-8	Draw Dinosaurs	DuBosque. . .	_____	.8.99 . . .	_____
0-939217-25-2	Draw Grassland Animals.	DuBosque. . .	_____	.8.99 . . .	_____
0-939217-28-7	Draw Insects.	DuBosque. . .	_____	.8.95 . . .	_____
0-939217-33-3	Draw Magical Fantasies - full color	Reinagle . . .	_____	.8.99 . . .	_____
0-939217-30-9	Draw Medieval Fantasies.	Reinagle . . .	_____	.8.99 . . .	_____
0-939217-24-4	Draw Ocean Animals.	DuBosque. . .	_____	.8.99 . . .	_____
0-939217-23-6	Draw Rainforest Animals	DuBosque. . .	_____	.8.99 . . .	_____
0-939217-32-5	Draw Sports Figures.	Reinagle . . .	_____	.8.99 . . .	_____
0-939217-16-3	Learn To Draw NOW!	DuBosque. . .	_____	.8.99 . . .	_____

Order more and save! Order 10 or more books and pay only \$7.25 each! (shipping \$3.95 per order)

subtotal. _____
 shipping. **3.95**
 TOTAL _____

Art Instruction / Drawing


1-2-3 Draw CARTOON FACES

Starting with simple shapes, young artists can create a variety of cartoon faces that will provide hours of fun and learning.

Grab a pencil and let's get started!



Steve Barr lives in the mountains of North Carolina. He has written and drawn a nationally syndicated comic strip, designed and illustrated board games, children's books, card decks and other educational materials. He's created character design and key cells for animation projects. His background also includes drawing greeting cards, single-panel gag cartoons, newspaper and magazine illustration, advertising art, hidden pictures, maps and just about anything else you can imagine. In his spare time he likes to draw.



JPC



0 3 53 13 13 2275 4

\$8.99

(CAN \$13.99)

32275

ISBN 0 439217 47 3



EAN

9 780 43 91217472

9 0000

