


# 1-2-3 Draw CARTOON SEA CRITTERS


A step-by-step  
guide



by Steve Barr

# 1-2-3 Draw CARTOON SEA CRITTERS

A step-by-step  
guide



by Steve Barr



This book is dedicated  
to Doug and Susan for  
all of their help,  
encouragement,  
cheerful advice and  
assistance.



Copyright ©2003 Steve Barr.  
All rights reserved, including the right of reproduction in whole or in part, in any form.  
Published by Peel Productions, Inc.  
Printed in Hong Kong

**Library of Congress Cataloging-in-Publication Data**

Barr, Steve, 1958-  
1-2-3 draw cartoon sea critters : a step-by-step guide / by Steve Barr.  
p. cm.  
ISBN 0-939217-72-4 (pbk. : alk. paper)  
1. Marine animals--Caricatures and cartoons--Juvenile literature. 2. Cartooning--Technique--Juvenile literature. [I. Marine animals in art. 2. Cartooning--Technique.] I. Title: One-two-three draw cartoon sea critters. II. Title.  
NC1764.8.M37 2003  
741.5--dc21

2003001217

Distributed to the trade and art  
markets in North America by

**NORTH LIGHT BOOKS,**  
an imprint of F&W Publications, Inc.  
4700 East Galbraith Road  
Cincinnati, OH 45236

**(800) 289-0963**

## Contents

Before you begin . . . . .	4
Basic shapes and lines . . . . .	6
Manta ray . . . . .	7
Manta ray (side view) . . . . .	8
Eel . . . . .	10
Clam . . . . .	12
Fish . . . . .	14
Fishy expressions . . . . .	16
Angelfish . . . . .	18
Standing fish . . . . .	20
Girl fish . . . . .	22
Moving fish . . . . .	24
Professor fish . . . . .	26
Whale . . . . .	28
Standing whale . . . . .	30
Orca . . . . .	32
Dolphin . . . . .	34
Dolphin sailor . . . . .	36
Dolphin expressions . . . . .	38
Dolphin action . . . . .	40
Manatee . . . . .	42
Shark . . . . .	44
Standing shark . . . . .	46
Octopus . . . . .	48
Lobster . . . . .	50
Crab . . . . .	52
Seahorse . . . . .	54
Sea monster . . . . .	56
Sea background . . . . .	58
Keep going . . . . .	60
Certificate . . . . .	64



## Before you begin...

### Stop! Look! Listen!

You will need:

1. a sharpened pencil
2. paper
3. an eraser
4. a pencil sharpener
5. colored pencils, markers or crayons
6. a comfortable place to sit and draw
7. a good light source



COPYRIGHTED MATERIAL

## NO RULES!

This book is designed to teach you the basics of cartoon drawing. There are no rules about cartooning! You can use any shapes you want to make a cartoon picture. The fish on this page changes dramatically just by changing the shape of the tail and dorsal fin.



## Sketch, doodle, play!

If the instructions tell you to use an oval to draw something and you want to use a square, draw a square. Try out different shapes to see what you can create. Explore and experiment as you go through this book. Change the drawings in this book to make them your very own. If your new drawing makes you giggle, you are doing it right!



## Cartooning tips:

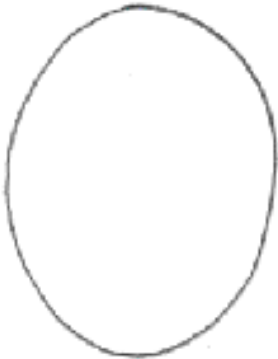
- 1 Draw lightly at first – SKETCH, so you can erase extra lines easily.
- 2 Practice, practice, practice!
- 3 Have fun cartooning!



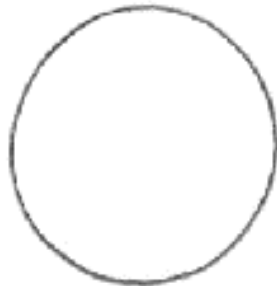
COPYRIGHTED MATERIAL

# Basic Shapes and Lines


Here are the basic shapes and lines you will use to draw cartoon sea critters:



Oval




Circle



Rectangle



Square



Straight lines



Squiggly lines



Curved lines



Rounded wave



Sharp wave



Valentines


**COPYRIGHTED MATERIAL**

## Manta ray

Let's begin by using some of the basic shapes and lines to draw a manta ray.




- 1 Sketch an oval for the body. Draw a sharp wave shape on each side, for fins.



- 2 Draw two curved lines to begin the tail. Add a valentine shape to the end, for the tail tip.



- 3 Sketch a curved line for the mouth. Draw ovals for eyes. Darken part of each eye.



- 4 LOOK at the final drawing! Erase extra sketch lines. Darken the final lines. Add color.

Nice job!

COPYRIGHTED MATERIAL




## Manta ray (side view)

A ray is a type of fish with a flat body; large winglike fins; and a small, whiplike tail. Let's draw a side view of a manta ray, using simple shapes and lines.


- 1 Sketch a slightly flattened oval for the body.



- 2 Draw two curved lines for the tail. Add a valentine shape for the tail tip.



- 3 Draw two sharp wave shapes, connecting to the body, for the fins.




COPYRIGHTED MATERIAL



**4** Draw two ovals with circles inside them, for eyes.



**5** Sketch two curved lines for a smile.



**6** LOOK at the final drawing! Darken part of each eye. Erase extra sketch lines. Add color.

What a happy ray!

COPYRIGHTED MATERIAL

## Eel

An eel is a long snakelike fish. Let's draw a cartoon eel.

- 1 Sketch an oval for the head. Draw a long squiggly line to begin the body and tail.



- 2 Add another squiggly line, above the first line, connecting to the head and tail. Draw another connecting, squiggly line on the bottom.



- 3 Draw an oval, with two curved lines inside it, for the eye.



COPYRIGHTED MATERIAL



**4** Draw two curved lines for a smiling mouth.



**5** Add curved lines inside the eel's fin.



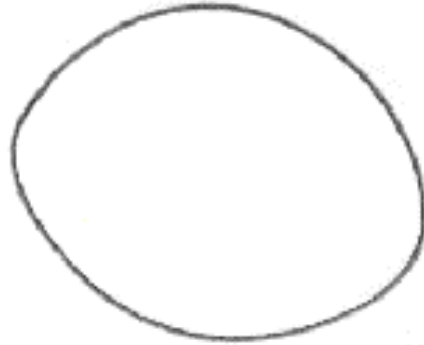
**6** LOOK at the final drawing! Darken part of the eye. Erase extra sketch lines. Add color.

Great eel! Electric personality!

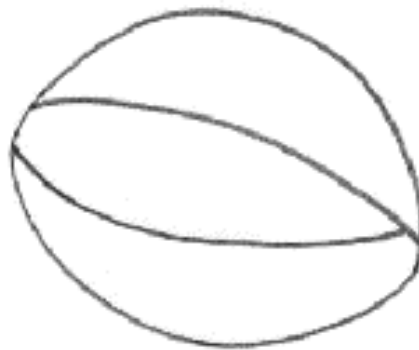
## Clam

A clam is a shellfish with two hinged shells. Using simple lines and shapes, let's draw a clam.

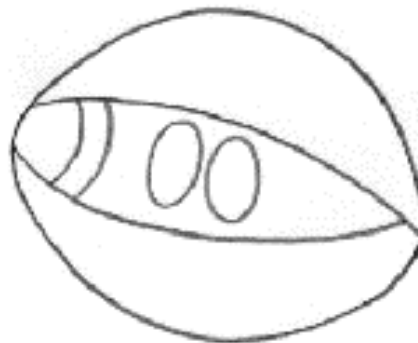
**1** Sketch an oval.



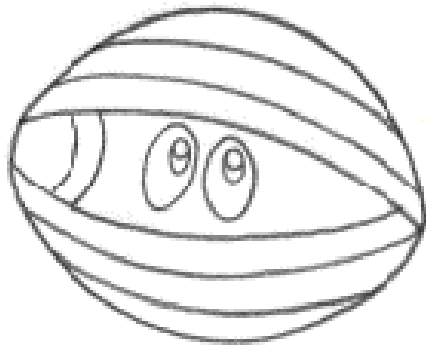
**2** Add two curved lines inside the oval, for the opening of the shells.



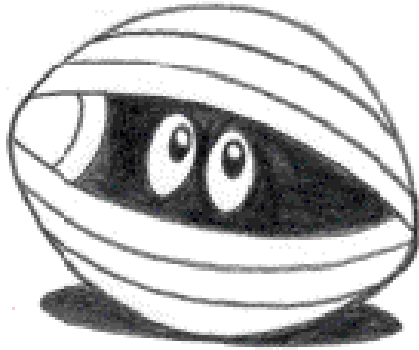
**3** Draw two small curved lines on one side. Add two ovals for eyes.




COPYRIGHTED MATERIAL



- 4** Add curved lines to the top and bottom of the shell. Draw an oval with a small circle inside it for each eyeball.



- 5** Darken part of each eyeball and the inside of the shell. Draw a shadow below the clam.



- 6** LOOK at the final drawing! Erase extra sketch lines. Add color and the details you see.

Happy clam!

COPYRIGHTED MATERIAL



# 1-2-3 Draw

## ORDER FORM

Peel Productions, Inc.  
 c/o Pathway Book Service  
 4 White Brook Road • Gilsum, NH 03448  
 800-345-6665 • fax 603-357-2073  
 pbs@pathwaybook.com

[Click here for secure online ordering](#)

Bill to:	Ship to:
----------	----------

check   
  money order   
  purchase order # \_\_\_\_\_  
 Visa   
  Mastercard   
 Card number \_\_\_\_\_  
 Expiration date: \_\_\_\_\_   
 Signature: \_\_\_\_\_

ISBN	Title	Author	Quantity	Price	Total
<b>1-2-3 Draw series</b> - all full color					
0-939217-40-6	1-2-3 Draw Pets and Farm Animals . . . . .	Levin . . . . .	_____	.8.99 . . .	_____
0-939217-41-4	1-2-3 Draw Dinosaurs and Prehistoric Animals . . . . .	Levin . . . . .	_____	.8.99 . . .	_____
0-939217-42-2	1-2-3 Draw Wild Animals . . . . .	Levin . . . . .	_____	.8.99 . . .	_____
0-939217-43-0	1-2-3 Draw Knights, Castles, and Dragons . . . . .	Levin . . . . .	_____	.8.99 . . .	_____
0-939217-44-9	1-2-3 Draw Cars, Trucks, and Other Vehicles. . . . .	Levin . . . . .	_____	.8.99 . . .	_____
0-939217-45-7	1-2-3 Draw Mythical Creatures . . . . .	Levin . . . . .	_____	.8.99 . . .	_____
0-939217-46-5	1-2-3 Draw Cartoon People . . . . .	Barr . . . . .	_____	.8.99 . . .	_____
0-939217-47-3	1-2-3 Draw Cartoon Faces . . . . .	Barr . . . . .	_____	.8.99 . . .	_____
0-939217-48-1	1-2-3 Draw Cartoon Animals . . . . .	Barr . . . . .	_____	.8.99 . . .	_____
0-939217-70-8	1-2-3 Draw Cartoon Wildlife. . . . .	Barr . . . . .	_____	.8.99 . . .	_____
0-939217-71-6	1-2-3 Draw Cartoon Aliens and Space Stuff. . . . .	Barr . . . . .	_____	.8.99 . . .	_____
0-939217-72-4	1-2-3 Draw Cartoon Sea Critters . . . . .	Barr . . . . .	_____	.8.99 . . .	_____
0-939217-73-2	1-2-3 Draw Cool Cartoon Stuff . . . . .	Barr . . . . .	_____	.8.99 . . .	_____
0-939217-74-0	1-2-3 Draw Cartoon Monsters (spring 2004) . . . . .	Barr . . . . .	_____	.8.99 . . .	_____

**Draw Series** - black and white except as noted

0-939217-14-7	Draw 3-D . . . . .	DuBosque. . . . .	_____	.8.99 . . .	_____
0-939217-31-7	Draw Alien Fantasies . . . . .	Reinagle . . . . .	_____	.8.99 . . .	_____
0-939217-29-5	Draw Cars (rev ed). . . . .	DuBosque. . . . .	_____	.8.99 . . .	_____
0-939217-26-0	Draw Desert Animals. . . . .	DuBosque. . . . .	_____	.8.95 . . .	_____
0-939217-22-8	Draw Dinosaurs . . . . .	DuBosque. . . . .	_____	.8.99 . . .	_____
0-939217-25-2	Draw Grassland Animals. . . . .	DuBosque. . . . .	_____	.8.99 . . .	_____
0-939217-28-7	Draw Insects. . . . .	DuBosque. . . . .	_____	.8.95 . . .	_____
0-939217-33-3	Draw Magical Fantasies - <b>full color</b> . . . . .	Reinagle . . . . .	_____	.8.99 . . .	_____
0-939217-30-9	Draw Medieval Fantasies. . . . .	Reinagle . . . . .	_____	.8.99 . . .	_____
0-939217-24-4	Draw Ocean Animals. . . . .	DuBosque. . . . .	_____	.8.99 . . .	_____
0-939217-23-6	Draw Rainforest Animals . . . . .	DuBosque. . . . .	_____	.8.99 . . .	_____
0-939217-32-5	Draw Sports Figures. . . . .	Reinagle . . . . .	_____	.8.99 . . .	_____
0-939217-16-3	Learn To Draw NOW! . . . . .	DuBosque. . . . .	_____	.8.99 . . .	_____

**Order more and save!** Order 10 or more books and pay only \$7.25 each! (shipping \$3.95 per order)

subtotal. . . . . \_\_\_\_\_  
 shipping. . . . . **3.95**  
 TOTAL . . . . . \_\_\_\_\_

Art Instruction / Drawing

# 1-2-3 Draw CARTOON SEA CRITTERS

Make creatures of the sea come alive with easy-to-follow, step-by-step cartooning lessons from professional cartoonist Steve Barr. Grab a pencil and let's get started!



Steve Barr lives in the mountains of North Carolina. He has written and drawn a nationally syndicated comic strip, designed and illustrated board games, children's books, card decks and other educational materials. He's created character design and key cels for animation projects. His background also includes drawing greeting cards, single-panel gag cartoons, newspaper and magazine illustration, advertising art, hidden pictures, maps and just about anything else you can imagine. In his spare time he likes to draw.

UPC



0 35513 32857 2



32857

US \$8.99  
(CAN \$13.99)

ISBN 0-939237-72-4



EAN

9 780939 217724

9 0080