


1-2-3 Draw COOL CARTOON STUFF

A step-by-step guide




by
Steve Barr



1-2-3 Draw COOL CARTOON STUFF

A step-by-step guide

by
Steve Barr



Peel Productions, Inc



This book is dedicated to my cousin, Steve Klingler, for all of his help while I was working on this book. We used to draw cartoons together as kids and he has encouraged me to keep going ever since!

-S.B.

Copyright ©2003 Steve Barr.
All rights reserved, including the right of reproduction in whole or in part,
in any form.
Published by Peel Productions, Inc.
Printed in Hong Kong

Library of Congress Cataloging-in-Publication Data

Barr, Steve, 1958-
1-2-3 draw cool cartoon stuff : a step-by-step guide / by Steve Barr.
v. cm.
Contents: Before you begin -- Cartooning tips -- Basic shapes and lines --
Sun -- Bone -- Balloon -- Pencils -- Crayon -- Book -- Baseball --
Bat -- Baseball moving -- Beach ball -- Football -- Candle -- Flower --
Trees -- Food.
ISBN 0-939217-73-2 (pbk. : alk. paper)
1. Cartooning--Technique--Juvenile literature. [I.
Cartooning--Technique. 2. Drawing--Technique.] I. Title: One-two-three
draw cool cartoon stuff. II. Title.
NC1764 .B37 2003
741.5--dc21

2003001216

Distributed to the trade and art
markets in North America by

NORTH LIGHT BOOKS,
an imprint of F&W Publications, Inc.
4700 East Galbraith Road
Cincinnati, OH 45236

(800) 289-0963



Table of Contents


Before you begin	4
Cartooning tips	5
Basic shapes and lines	6
Sun	7
Bone	8
Balloon	9
Pencils	11
Crayon	15
Book	17
Baseballs	19
Bat	23
Bowling ball	25
Beach ball	27
American football	29
Candle	31
Flower	33
Trees	35
Apple	39
Ice cream cone	41
Cake	43
Hot chocolate	45
Cool beverage	47
Banana	49
Hamburger	51
Hot dogs	53
Trash can	57
Expressions	59
Certificate	64

Before you begin

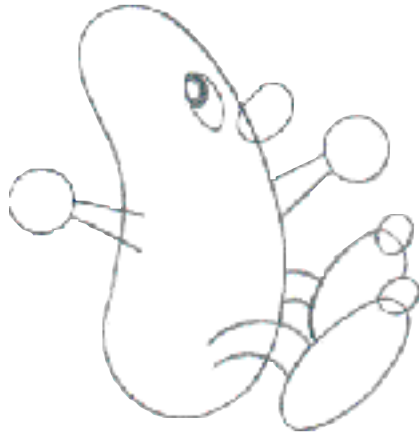
You will need the following supplies:

- Pencil (or pencils!)
- Eraser
- Pencil sharpener
- Ruler
- LOTS of paper
- Colored pencils, markers or crayons
- Good light
- Comfortable place to draw
- Your imagination!

Now, let's begin!



COPYRIGHTED MATERIAL



NO rules!

The coolest part of drawing cartoons is there are NO rules! Cartoons are simple drawings using basic shapes and lines to create a funny picture.

Use this book as a basic guide to show you how to make inanimate objects come to life. Look at the example on this page. It's just a rounded blob at first. But by adding a few lines and shapes, it turns into a fun cartoon guy wearing a hat.

Sketch, doodle, play!

Sketch lightly at first, in case you want to make changes later. Experiment. It's your creation. If the instructions tell you to draw a round oval nose and you feel like drawing a triangular nose, draw it. Try different shapes and lines. Color your cartoons any color you wish. Develop a style of your own. If your drawings make you laugh or giggle, congratulations! You are becoming a cartoonist!

Doodle! Play! If you end up creating a cartoon character that makes you rich and famous, please remember to invite me to your amusement park when you build it. I love riding on roller coasters almost as much as I love drawing cartoons!

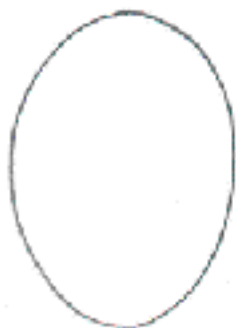
Cartooning tips:

- 1 Draw lightly at first-SKETCH, so you can erase extra lines.
- 2 Practice, practice, practice! You will get better and your cartoons will get funnier.
- 3 Have FUN cartooning!

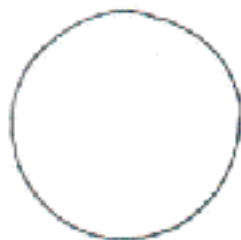
COPYRIGHTED MATERIAL

Basic Shapes and Lines


Here are the basic shapes and lines you will use to draw cool cartoons.



Oval



Circle



Rectangle



Square



Triangle



Straight Lines



Squiggly Lines



Curved Lines




Wave

Sun

Let's start with something easy! Let's draw a cartoon sun.

- 1 Lightly sketch an oval for the face. Draw a slightly curved line to begin the top of the sunglasses. Draw two curved lines for the smiling mouth.
- 2 Add two curved lines to complete the sunglasses.
- 3 Draw jagged lines connecting around the outside of the oval.
- 4 LOOK carefully at the final drawing. Go over and darken the lines. Add color. Leave little circles of white in his glasses to look like light is reflecting off the lenses.



Congratulations!
You just drew a cartoon sun!

COPYRIGHTED MATERIAL

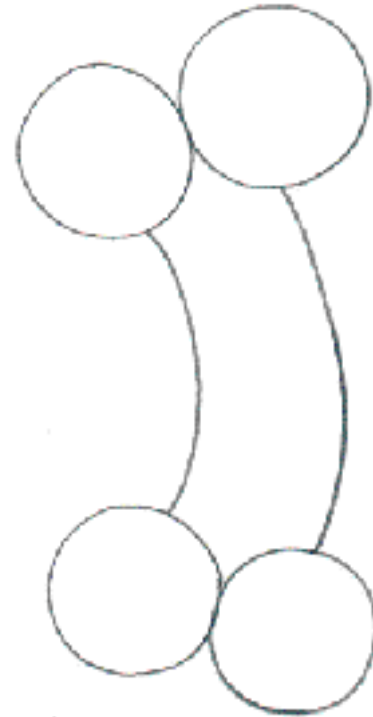
Bone

You can turn almost anything into a cartoon character. Let's make a bone come to life!

1 Lightly sketch two circles touching each other. Add a long curved line at the bottom of each circle.




2 Sketch two more circles touching the bottom of each line.



3 Draw two ovals for eyes. Darken the bottom part of each eye. Draw four curved lines for a smiling mouth.



4 LOOK at the final drawing! Darken the final lines. Add a little color.

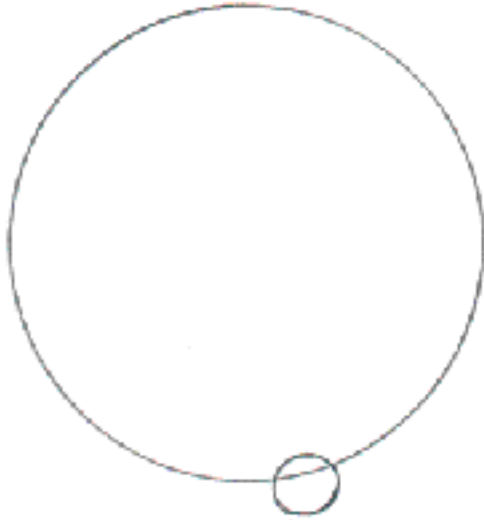


What a friendly looking bone! Good job!

COPYRIGHTED MATERIAL

Balloon

Let's try a little more complicated drawing. Let's draw a cartoon balloon!



- 1 Sketch a large circle and a small overlapping circle at the bottom of it.



- 2 Sketch two ovals for eyes. Draw two curved lines for a mouth.



- 3 Draw a curved line at the bottom of each eye. Add another curved line under the mouth. Draw a curved line over the small bottom circle.

COPYRIGHTED MATERIAL

- 4 Starting at the top, draw two curved lines inside each eye oval for eyeballs. Add two curved lines to complete the neck.



- 5 Darken part of the eyeballs. Add another curved line inside the mouth. Add a long curving line for a string.



- 6 LOOK at the final drawing! Erase extra sketch lines that you don't need. Darken the final lines. Add color.

Nice balloon, although he seems a little flighty!



COPYRIGHTED MATERIAL

Pencil talking

Here's a fun one. Let's make a pencil come to life! Use your ruler to make really straight lines.

1 Sketch a small rectangle on top of a long triangle.

2 Draw three straight lines on top to make an eraser. Draw two straight lines to make a triangle shape on the bottom.

3 Starting at the top, draw two ovals inside the upper rectangle. Add straight lines to make triangle shapes at the bottom and tip of the pencil.


COPYRIGHTED MATERIAL

- 4 Draw two ovals with a small circle inside each for eyes. Add a curved line for a smile.


- 5 Starting at the top, draw a straight line in the center of the pencil. Darken part of each eye. Add another curved line to the mouth. Draw another straight line below the mouth.

- 6 LOOK at the final drawing! Erase any extra lines. Darken the final lines and add color.

Cool cartoon pencil.
He looks sharp!



COPYRIGHTED MATERIAL



1-2-3 Draw

ORDER FORM

Peel Productions, Inc.
 c/o Pathway Book Service
 4 White Brook Road • Gilsum, NH 03448
 800-345-6665 • fax 603-357-2073
 pbs@pathwaybook.com

[Click here for secure online ordering](#)

Bill to:	Ship to:

check
 money order
 purchase order # _____
 Visa
 Mastercard
 Card number _____
 Expiration date: _____
 Signature: _____

ISBN	Title	Author	Quantity	Price	Total
1-2-3 Draw series - all full color					
0-939217-40-6	1-2-3 Draw Pets and Farm Animals	Levin	_____	.8.99 . . .	_____
0-939217-41-4	1-2-3 Draw Dinosaurs and Prehistoric Animals	Levin.	_____	.8.99 . . .	_____
0-939217-42-2	1-2-3 Draw Wild Animals	Levin	_____	.8.99 . . .	_____
0-939217-43-0	1-2-3 Draw Knights, Castles, and Dragons	Levin	_____	.8.99 . . .	_____
0-939217-44-9	1-2-3 Draw Cars, Trucks, and Other Vehicles.	Levin	_____	.8.99 . . .	_____
0-939217-45-7	1-2-3 Draw Mythical Creatures	Levin	_____	.8.99 . . .	_____
0-939217-46-5	1-2-3 Draw Cartoon People	Barr.	_____	.8.99 . . .	_____
0-939217-47-3	1-2-3 Draw Cartoon Faces	Barr.	_____	.8.99 . . .	_____
0-939217-48-1	1-2-3 Draw Cartoon Animals	Barr.	_____	.8.99 . . .	_____
0-939217-70-8	1-2-3 Draw Cartoon Wildlife.	Barr.	_____	.8.99 . . .	_____
0-939217-71-6	1-2-3 Draw Cartoon Aliens and Space Stuff.	Barr.	_____	.8.99 . . .	_____
0-939217-72-4	1-2-3 Draw Cartoon Sea Critters	Barr.	_____	.8.99 . . .	_____
0-939217-73-2	1-2-3 Draw Cool Cartoon Stuff	Barr.	_____	.8.99 . . .	_____
0-939217-74-0	1-2-3 Draw Cartoon Monsters (spring 2004)	Barr.	_____	.8.99 . . .	_____

Draw Series - black and white except as noted

0-939217-14-7	Draw 3-D	DuBosque. . .	_____	.8.99 . . .	_____
0-939217-31-7	Draw Alien Fantasies	Reinagle . . .	_____	.8.99 . . .	_____
0-939217-29-5	Draw Cars (rev ed).	DuBosque. . .	_____	.8.99 . . .	_____
0-939217-26-0	Draw Desert Animals.	DuBosque. . .	_____	.8.95 . . .	_____
0-939217-22-8	Draw Dinosaurs	DuBosque. . .	_____	.8.99 . . .	_____
0-939217-25-2	Draw Grassland Animals.	DuBosque. . .	_____	.8.99 . . .	_____
0-939217-28-7	Draw Insects.	DuBosque. . .	_____	.8.95 . . .	_____
0-939217-33-3	Draw Magical Fantasies - full color	Reinagle . . .	_____	.8.99 . . .	_____
0-939217-30-9	Draw Medieval Fantasies.	Reinagle . . .	_____	.8.99 . . .	_____
0-939217-24-4	Draw Ocean Animals.	DuBosque. . .	_____	.8.99 . . .	_____
0-939217-23-6	Draw Rainforest Animals	DuBosque. . .	_____	.8.99 . . .	_____
0-939217-32-5	Draw Sports Figures.	Reinagle . . .	_____	.8.99 . . .	_____
0-939217-16-3	Learn To Draw NOW!	DuBosque. . .	_____	.8.99 . . .	_____

Order more and save! Order 10 or more books and pay only \$7.25 each! (shipping \$3.95 per order)

subtotal. _____
 shipping. **3.95**
 TOTAL _____

Art Instruction / Drawing

1-2-3 Draw COOL CARTOON STUFF

Drawing cartoons is a piece of cake! Starting with simple shapes, learn how to turn everyday objects into captivating cartoon characters.

Grab a pencil and let's get started!



Steve Bar lives in the mountains of North Carolina. He has written and drawn a nationally syndicated comic strip, designed and illustrated board games, children's books, card decks and other educational materials. He's created character design and key cells for animation projects. His background also includes drawing greeting cards, single panel gag cartoons, newspaper and magazine illustration, advertising art, hidden pictures, maps and just about anything else you can imagine. In his spare time he likes to draw.



UPC

553 13 32858

32858

US \$8.99
(CAN \$13.99)

ISBN 0-93817-73-2



20000

EAN

9 780939 217721