

صفحة الفيس بوك

Ahmed Shabaan Elsheshtawy

قناتي علي اليوتيوب

MrAhmed ورفقه
Shabaan Elsheshtawy



Connect Plus

Grade 1





Ahmed Shabaan Elsheshtawy

قناتي علي اليوتيوب

قناة ثقافة وترفيه
Mr.Ahmed Shabaan Elsheshtawy

22



Mr.Ahmed Shabaan Elsheshtawy ثقافة وترفيه

9.4K subscribers

CUSTOMIZE CHANNEL

YOUTUBE STUDIO

HOME

VIDEOS

PLAYLISTS

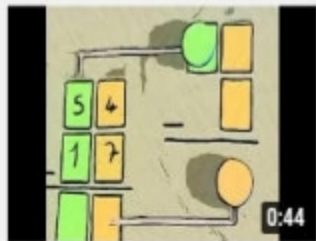
COMMUNITY

CHANNELS


ABOUT



Uploads ▶ PLAY ALL



0:44



11:25



15:14



16:47



11:19

نشاط جميل جدا لتسهيل عملية الطرح علي الأختلاف

3. Learn #English - Numbers. Decimal points, Percentage...

2. #Learn #English - Numbers. Cardinal & Ordina...

1. #Learn #English - Greetings. Introductions an...

1 #Learn #English - Greetings. Introductions an...

صفحة الفيس بوك

Ahmed Shabaan Elsheshtawy

سلسلة ملازم اللغة الإنجليزية

قناتي علي اليوتيوب

قناة ثقافة وترفيه Mr.Ahmed Shabaan Elsheshtawy



صفحة الفيس بوك

Ahmed Shabaan Elsheshtawy

قناتي علي اليوتيوب

قناة قناة وترفه
Shabaan Elsheshtawy



Unit
7

Let's go shopping.

هيا نتسوق.

Objectives

صفحة الفيس بوك

Ahmed Shabaan Elsheshtawy

قناتي على اليوتيوب

قناة ثقافة ورفه
Mr.Ahmed Shabaan Elsheshtawy

Vocabulary المفردات اللغوية

clothes: sweater, skirt, T-shirt, socks, pants, shoes, dress, cap, gloves, shirt, scarf

Language اللغة

What is this/ that? - This/That is a (sweater).
What are these/ those? - These/ Those are (socks).
It makes me happy. I need/I want
What are you wearing? - I'm wearing (a sweater).
These are mine. Those are his.

Reading القراءة

Today, I'm wearing ...

Phonics الصوتيات

ir : skirt, shirt, T-shirt
ur: fur, curl

Life skills مهارات الحياة

self-management: Deciding needs and wants
Critical thinking : Distinguishing differences and similarities

Values القيم

Respect for diversity /Respecting different jobs:
Different uniforms for different jobs

Integrated cross curriculum topics موضوعات متكاملة مع مناهج أخرى

Industry: A T-shirt is made from cotton.
Wider World: clothes for different jobs

Lessons 1,2 Vocabulary

Part 1

Look, listen and read.

انظر واستمع واقرأ.



We are going on vocation.

What do you need on vocation?

I need shoes, clothes and sunglasses.

Do you want the teddy bear?

Yes, I want the teddy bear because he makes me happy.



Look, listen and say.



sweater



jacket



skirt



T-shirt



socks



pants



shoes



cap



shirt



gloves



scarf



dress



sunglasses



gray



clothes



vacation



mine



teddy bear

Vocabulary & Expressions (SB Pages 3 - 4) (AB Pages 3 - 4)

clothes	ملابس
sweater	بلوفر
skirt	جيبية - جونلة
jacket	جاكيت
T-shirt	تي شيرت
clothes	ملابس
sunglasses	نظارة شمسية
mine	ملكي - لي

teddy bear	نعب نعية
socks	جوارب (شراب)
pants	بنطلون
shoes	حذاء
cap	طاقية (كاب)
shirt	قميص
gloves	قفازات
scarf	شال - كوفيه

Look, listen and say.



sweater



jacket



skirt



T-shirt



socks



pants



shoes



cap



shirt



gloves



scarf



dress



sunglasses



gray



clothes



vacation



mine



teddy bear

Vocabulary & Expressions (SB Pages 3 - 4) (AB Pages 3 - 4)

clothes	ملابس
sweater	بلوفر
skirt	جيبية - جونلة
jacket	جاكيت
T-shirt	تي شيرت
clothes	ملابس
sunglasses	نظارة شمسية
mine	ملكي - لي

teddy bear	نعب نعية
socks	جوارب (شراب)
pants	بنطلون
shoes	حذاء
cap	طاقية (كاب)
shirt	قميص
gloves	قفازات
scarf	شال - كوفيه

dress	فستان
go shopping	يذهب للتسوق
on vacation	في إجازة
need	يحتاج
want	يريد
color	لون
blue	أزرق
green	أخضر

red	أحمر
orange	برتقالي
brown	بني
yellow	أصفر
black	أسود
purple	بنفسجي
pink	وردي
white	أبيض

Read and say.




What is this?
This is a skirt.



What is that?
That is a sweater.

<p>للسؤال عن الاسم المفرد القريب نقول: What is this? ما هذا - هذه? وللإجابة This is (اسم الشيء)..... It is (It's) a/an (اسم الشيء).....</p>	<p>للسؤال عن الاسم الجمع القريب نقول: What are these? ما هؤلاء? وللإجابة These are + (اسم الأشياء) They are (They're) + (اسم الأشياء)</p>
---	---



What are these?
These are gloves.



What are those?
Those are pants.

<p>للسؤال عن الاسم المفرد البعيد نقول: What is that? ما ذلك - تلك? وللإجابة That is a/an (اسم الشيء)..... It is (It's) a/an (اسم الشيء).....</p>	<p>للسؤال عن الاسم الجمع البعيد نقول: What are those? ما أولئك? وللإجابة Those are (اسم الأشياء)..... They are (They're) (اسم الأشياء).....</p>
--	---



السؤال عن اللون

What color is the dress?

للإجابة

The dress is **orange**.



Look and write.

انظر واكتب.

What is this?



What is that?



Read and match.

1. What is this?

That is a skirt.

2. What are those?

These are gloves.

3. What is that?

This is a sweater.

4. What are these?

Those are socks.



Notes for parents

Ask your child to look at the pictures and write the correct answer.

اطلب من طفلك أن ينظر إلى الصور ويستمع إلى الكلمات ثم يقولها.

Ask your child to read the questions and match them with the suitable answers.

اطلب من طفلك أن يقرأ الأسئلة و يصلها بالإجابات المناسبة.

Activities on Part 1

1 Look and tick .

- 

That is a scarf.
This is a jacket.
- 

Those are socks.
These are shoes.
- 

This is a skirt.
That is a shirt.



2 Point to and identify the object.

1. dress



2. pants


3. sweater




أشر إلى وحدد الشيء.


3 Circle and write.

- 

s
n
e

__carf
- 

i
g
w

__ray
- 

f
s
c

__ap

ضع دائرة واكتب.



4 Match.

1. T-shirt

2. gloves

3. shoes

4. sunglasses

5. shirt



5 Underline the correct words in brackets.

1. What is (they - these - this)?

2. We are going (in - on - at) vacation.

3. What (am - is - are) these?

4. What is (that - this - those)? That is a skirt.

5. (This - It - These) are pants.

6. This (am - is - are) a dress.

7. What are those? (It - They - These) are socks.

8. (It - Those - These) is a jacket.

6 Re-arrange the sentences/ questions.

1. skirt - orange - It's - an.

.....

2. are - What - these?

.....

انظر واكتب.

7 Look and write.



This is a



That is a



These are

8 Mark the correct answer.

1. These are my shoes.



Yes

No

2. This is a skirt.



3. Are those pants?



4. Is that a scarf?



9 Copy the following sentence in your best handwriting:

This is my T-shirt.

.....
.....

Lessons 3,4 Needs and wants

قناتي علي البيوتوب

 قناة قناة وترفه
 Mr.Ahmed
 Shabaan Elsheshtawy

Look, listen and read.



doll



kite



flower



sheep



teddy bear



water



bread



grass

Vocabulary & Expressions (SB Pages 5 - 6) (AB Pages 5 - 6)

doll	عروسة	need	يحتاج
kite	طائرة ورقية	want	يريد
sweater	بلوفر	grass	حشاش
shoes	حذاء	meat	لحم
water	ماء	milk	لبن
bread	خبز	baby	طفل رضيع
teddy bear	ذب دمية	flower	زهرة
chocolate	شيكولاتة	sheep	خروف
hat	قبعة - طاقية	pants	بنطلون
jacket	جاكيت	scarf	شال
T-shirt	تي شيرت	socks	جوارب (شرابات)
dress	فستان	gloves	قفازات

What do you need? What do you want? Look, sort and write.

ماذا تحتاج؟ ماذا تريد؟ انظر وصنف واكتب.



I want

I need

a doll
a sweater
a teddy bear
bread

a kite
shoes
water
chocolate

Notes for parents

Help your child look at the pictures and sort what he/she needs and what he/she wants and then write.

ساعد طفلك أن ينظر إلى الصور ويصنف ماذا يحتاج وماذا يريد ثم يكتب ذلك.

Language use

need/ want

(need) تعبر عن شيء نحتاجه ونكون هناك معاناة في حياتنا بسبب عدم وجود هذا الشيء.

e.g: I'm hungry. I **need** bread.

I'm thirsty. I **need** water.

I'm cold. I **need** a sweater.

(want) تعبر عن شيء نحتاجه ولكن لن تحدث معاناة في حياتنا بدون هذا الشيء.

e.g: I **want** a doll.

I **want** a kite.

I **want** chocolate.

2. Personal pronouns/ possessive adjectives/ pronouns

الضمائر الشخصية - صفات الملكية - ضمائر الملكية

Personal pronouns	Possessive adjectives	Possessive Pronouns			
I	أنا my	لي mine	ملكى		
You	أنت your	لك yours	ملكك		
He	هو his	له his	ملكه		
She	هى her	لها hers	ملكها		
It	هو/هى (لغير العاقل) its	له/لها (لغير العاقل) its	ملكه		
We	نحن our	لنا ours	ملكنا		
You	أنتم/أنتن your	لكم/لكم yours	ملككم		
They	هم their	لهم theirs	ملكهم		

e.g: This is **my** sweater.

These are **our** shoes.

This is **his** shirt.

These are **your** pants.

This is **her** skirt.

It's **mine**.

They're **ours**.

It's **his**.

They're **yours**.

It's **hers**.



ثقافة وترفيه Mr.Ahmed Shabaan Elsheshtawy

9.4K subscribers

CUSTOMIZE CHANNEL

YOUTUBE STUDIO

HOME

VIDEOS

PLAYLISTS

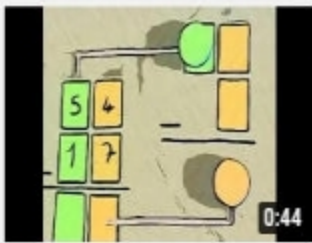
COMMUNITY

CHANNELS

ABOUT




Uploads ▶ PLAY ALL



0:44

نشاط جميل جدا لتسهيل عملية الطرح علي الأطفال 🧒🧒



11:25

3. Learn #English - Numbers. Decimal points, Percentage...



15:14

2. #Learn #English - Numbers. Cardinal & Ordina...



16:47

1. #Learn #English - Greetings. Introductions an...



11:19

1 #Learn #English - Greetings. Introductions an...

صفحة الفيس بوك

Ahmed Shabaan Elsheshtawy

سلسلة ملازم اللغة الإنجليزية

قناتي علي اليوتيوب

Mr.Ahmed قناة ثقافة وترفيه Shabaan Elsheshtawy



Is this + possessive adjective?

Yes, it's + possessive pronoun

No, it isn't + possessive pronoun

e.g: Is this your jacket.

Yes, It's mine.

Is this her scarf?

No, it isn't hers.

Are these + possessive adjective?

Yes, they're + possessive pronoun

No, they aren't + possessive pronoun

e.g: Are these your socks?

Yes, they're mine.

Are these his pants?

No, they are not his.

Are those + possessive adjective?

Yes, they're + possessive pronoun

No, they aren't + possessive pronoun

e.g: Are those your socks?

Yes, they're mine.

Are those his pants?

No, they are not his.

1. Look and write (need - want).

1. I water.



4. I a doll.



2. I a kite.



5. I food.



3. I bread.



6. I pants.



2. Read and complete.

1. Is this your jacket? Yes, it's mine.
2. Is this his sweater? Yes, it's
3. Are these your hats? Yes, they're
4. Is this your scarf? Yes, it's
5. Are these their shoes? Yes, they're
6. Are these her socks? Yes, they're
7. Are these your pants? Yes, they're



3. Look and circle.



1 This is my T-shirt.
It's mine / my.



2 This is your jacket.
It's your / yours.



3 This is his cap.
It's he / his.



4 This is her dress.
It's hers / her.



5 These are our gloves.
They're our / ours.

Notes for parents

Ask your child to look at each pictures and circle the correct answer.

اطلب من طفلك أن ينظر إلى كل صورة ويضع دائرة حول الإجابة الصحيحة.

Activities on Part 2

7 Mark the correct answer.

5. They're my clothes.



Yes

No

6. I want a doll.



7. They're our pants.



8. Are those her shoes?



2 Point to and identify the object.

1. chocolate



2. A T-shirt



3. A baby



3 Match.

1. meat



2. flowers



3. milk



4. grass



5. A bee

4 Underline the correct words in brackets.

1. A baby needs (grass - milk - meat).
2. I (need - want - eat) a doll.
3. I (need - want - eat) a sweater.
4. Are (it - these - this) your hats?
5. (Are - Is - Am) this your T-shirt?
6. Yes, (they - I - it) is mine.
7. (Are - Is - Am) those her socks?
8. A sheep needs (meat - milk - grass).

5 Re-arrange the sentences/ questions.

1. lion - meat - A - needs.
2. jacket - This - your - is.

6 Look and write.



These are my



A bee needs



This is her

7 Mark the correct answer.

1. It's his cap.



Yes

No

2. This doll is hers.



3. Are these shoes?



4. It's a teddy bear.



Lessons 5-8 Learn words

قناتي علي اليوتيوب

قناة ثقافتك وترفه
Mr. Ahmed Shabaan Elsheshtawy

Part 3 (lessons 5,6,7,8)



Look, listen and read.

انظر واستمع واقرأ



plain



striped



spotty



checked



cotton



woolen



coat



wear



dotted



clothes



hat



scarf



shoes



skirt



sweater

Vocabulary & Expressions (SB Pages 7 - 10) (AB Pages 7 - 10)

plain	سادة
striped	مقلم - مخطط
spotty	منقط
checked	ذو مربعات (كاروهات)
cotton	قطن
hat	قبعة
scarf	شال - كوفيه
sweater	بلوفر

woolen	صوفي
coat	معطف - بالطو
wear	يرتدي
dotted	منقط
clothes	ملابس
shoes	حذاء
skirt	جبيبة - جوتلة
light x dark	فاتح x داكن

Notes for parents

Ask your child to listen to the words and read them, then say them.

اطلب من طفلك أن يستمع إلى الكلمات ويقرأها ثم يرددها.

Language use

Verb to be فعل يكون

TO BE



Present Continuous Tense

زمن المضارع المستمر

am, is, are + inf. +-ing

Present continuous is used for things happening at the time of speaking.

يستخدم زمن المضارع المستمر للتعبير عن أشياء تقع في وقت الحديث.

- ↓ I'm **wearing** my favorite clothes.
- ↓ She **is wearing** a sweater.
- ↓ We **are wearing** hats.
- ↓ **Is he wearing** a striped scarf? Yes, he **is**. No, he **isn't**.
- ↓ **Are they wearing** blue pants? Yes, they **are**. No, they **aren't**.
- ↓ Who **is wearing** black shoes? The girl.
- ↓ What **is she wearing**? She **is wearing** a dress.
- ↓ What **are they wearing**? They **are wearing** jackets.
- ↓ What color **is** the girl's dress? **It's** red.
- ↓ What color **are** the girl's gloves? **They're** purple.

إثبات

Affirmative

I am eating.
You are eating.
He, She, It is eating.
We are eating.
You are eating.
They are eating.

نفي

Negative

I am not eating.
You aren't eating.
He, She, It isn't eating.
We aren't eating.
You aren't eating.
They aren't eating.

Interrogative

Am I eating?
Are you eating?
Is he, she, it eating ..?
Are we eating?
Are you eating?
Are they eating?

Abbreviations

اختصارات

I am (I'm) - He is (He's) - She is (She's) - It is (It's)

We are (We're) - You are (You're) - They are (They're)

(Wh) questions

أدوات الاستفهام

What (ما - ماذا) تسأل عن الاسم غير العاقل

- A. What is she wearing?
B. She is wearing a skirt.

Who (من) تسأل عن الاسم العاقل

- A. Who is wearing the yellow coat?
B. The girl.

What color ...? ما لون ...؟

- A. What color are the girl's socks?
B. They're white.

Look, circle and write.

checked plain striped woolens cotton spotted



checked



Look and read. Find the clothes.



I'm wearing my favorite clothes.

This is my striped scarf. It's blue and yellow. I'm wearing a sweater.

These are my gloves. They're blue.

This is my sister. She's wearing a blue jacket and blue pants.

Notes for parents

Ask your child to read the sentences and find the clothes name.

اطلب من طفلك أن يقرأ الجمل ويحدد أسماء الملابس.

Read again and circle.

1. Is he wearing a striped scarf?

Yes, he is. / No, he isn't.

2. Who is wearing blue gloves?

The boy. / The girl.

3. Is his sister wearing a blue jacket?

Yes, she is. / No, she isn't.

4. What color are the girl's gloves?

They're green. / They're yellow.



Look, answer then write.



What's she wearing?

She is wearing
She is wearing
She is wearing
She is wearing

Look at the pictures. Say and find the differences.

انظر إلى الصور وقل واكتشف الاختلافات.



She is wearing a blue coat.



She is wearing a green coat.

Notes for parents

Ask your child to look at the pictures and say what he/she can see, then find the differences between the two pictures.

اطلب من طفلك أن ينظر إلى الصور ويقول ماذا يستطيع أن يري ثم يكتشف الاختلافات بين الصورتين.

Look, read and color.

انظر واقرأ ولون.

Nancy I is wearing green pants and blue gloves.

She is wearing a red hat and a yellow jacket.

Her scarf is red.



Notes for parents

Ask your child to look at the picture and read the sentences, then color the picture.

اطلب من طفلك أن ينظر إلى الصورة ويقرأ الجمل ثم يلون الصورة.

Read and complete, then color.

are - hat - Those - wearing

Nahla is wearing her favorite clothes.

She iswearing..... a blue jacket.

She's wearing a red

These her gloves. They're yellow.

..... are her shoes. They're red.



Read and write.



What is he wearing?

He's wearing a checkedshirt...



What is she wearing?

She's wearing



What are they wearing?

.....



What is she wearing?

.....



Ask your child to look at the picture and read the sentences, then color the picture.

اطلب من طفلك أن ينظر إلى الصورة ويلفأ الجمل ثم يلون الصورة.

Activities on Part 3

7 Mark the correct answer.

1. His hat is red.



Yes

No

2. Is he wearing gloves?



3. Adel is wearing white socks.



4. Is Rana wearing a blue dress?



2 Point to and identify the object.

1. cotton



2. checked



3. woolen





ثقافة وترفيه Mr.Ahmed Shabaan Elsheshtawy

9.4K subscribers

CUSTOMIZE CHANNEL

YOUTUBE STUDIO

HOME

VIDEOS

PLAYLISTS

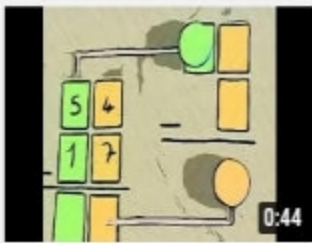
COMMUNITY

CHANNELS

ABOUT




Uploads ▶ PLAY ALL



0:44

نشاط جميل جدا لتسهيل عملية الطرح علي الأطفال 🧒🧒



11:25

3. Learn #English - Numbers. Decimal points, Percentage...



15:14

2. #Learn #English - Numbers. Cardinal & Ordina...



16:47

1. #Learn #English - Greetings. Introductions an...



11:19

1 #Learn #English - Greetings. Introductions an...

صفحة الفيس بوك

Ahmed Shabaan Elsheshtawy

سلسلة ملازم اللغة الإنجليزية

قناتي علي اليوتيوب

Mr.Ahmed قناة ثقافة وترفيه Shabaan Elsheshtawy



3 Rearrange the sentences/ questions.

1. are - gloves - These - my.
.....
2. he - wearing - a - shirt - Is - brown?
.....
3. socks - What - the - color - are?
.....
4. coat - is - a - She - wearing - blue.
.....

4 Complete the sentences with words from the list.

Those - Her - scarf - my - are - striped

1. I'm wearing favorite clothes.
2. These his shoes.
3. dress is red.
4. He's wearing a shirt.
5. are their socks.
6. She's wearing a yellow

5 Complete the words.

g_oves



sk_rt



_weater



pan_s

6 Underline the correct words in brackets.

1. She's (those - wearing - these) her gloves.
2. (His - It - I) T-shirt is gray.
3. Is (we - they - he) wearing a cap?
4. Are (it - they - she) wearing blue pants?
5. (What - Where - Who) is wearing a green skirt? The girl.
6. Aysel (am - is - are) wearing a checked dress.
7. (These - This - It) are my shoes.
8. He is wearing a brown (gloves - socks - jacket).
9. (Where - What - What) is she wearing? She's wearing a red coat.

7 Look and write.



He's wearing green



She's wearing a dress.



Her sweater is

Lesson 9 Phonics

صفحة الفيس بوك

Ahmed Shabaan Elsheshtawy

قناتي على اليوتيوب

Mr. Ahmed شريفه ورفقه
Shabaan Elsheshtawy

Part 4

Learn Phonics with Busy Bee.



Look and listen.

ir



hair
شعر



skirt
جبيبة - جونلة



shirt
قميص

ur



curly
مجدد



fur
فرو



curl
تجعيد الشعر

Write and say.

1. Ali is wearing a



2. The cat has black



3. They are wearing



4. Look at her



Connect with Industry

Vocabulary (SB Page 11 - AB Page 11)

cotton	قطن	flour	دقيق
fabric	نسيج قماش	wheat	قمح
wool	صوف	bread	خبز
flower	زهرة	wood	خشب
plants	نباتات	wear	يرتدي

Listen and complete.



cotton
قطن



fabric
قماش



T-shirt
تيشرت

- * A T-shirt is made of fabric.
- * Fabric is made from cotton.

تي شيرت مصنوع من القماش.
القماش مصنوع من القطن.



wheat
قمح



flour
دقيق



bread
خبز

- * Bread is made from flour.
- * Flour is made from wheat.

الخبز مصنوع من الطحين (الدقيق).
الدقيق مصنوع من القمح.

Notes for parents

1. Ask your child to look at the pictures and listen to the words.
اطلب من طفلك أن ينظر إلى الصور ويسمع إلى الكلمات.
2. Ask your child to listen to the sentences and complete the missing parts.
اطلب من طفلك أن يسمع إلى الجمل ويكمل الأجزاء المفقودة.

Activities on Part 4

1 Complete the words.

1.



__heat

2.



T-shi__t

3.



c__rly

2 Point to and identify the object.

1. cotton



2. fabric



3. wool



3 Write and say.

flour - fur - T-shirt - skirt - hair

1. A is made of fabric.



2. Bread is made from



3. She has curly



4. She's wearing a red





4 Re-arrange the sentences/questions.

1. curly - She - hair - has.

.....

2. a - wearing - is - shirt - He - white.

.....

3. cotton - made - is - Fabric - from.

.....

4. have - Cats - fur.

.....

5. is - from - Flour - wheat - made.

.....

6. are - skirts - They - wearing.

.....

5 Mark the correct answer.

1. Wheat is made from flour.



Yes

No

2. Bread is made from wool.



3. Flour is made from water.



4. A skirt is made of fabric.



Lessons 10-12 Wider world

Part 5

Learn Phonics with Busy Bee.



Look and listen.

انظر واستمع.



firefighter



chef



doctor



journalist



checked



striped



pants



jacket



coat



hat

Vocabulary (SB Pages 12 - 14) & (AB Pages 12 - 14)

firefighter	رجل إطفاء
chef	طباخ
doctor	طبيب
journalist	صحفي
coat	بالطو - معطف
hat	قبعة

checked	نور مربعات (كاروهات)
striped	مقلم - مخطط
dark	داكن اللون - قاتم
light	فاتح اللون
pants	بنطلون
jacket	جاكيت

Look, listen and read.



1. Fares is a firefighter. He is wearing a black jacket and black pants. He is wearing a yellow hat.

2. Dina is a chef. She is wearing a white jacket and a white hat. She is wearing blue and white checked pants.



3. Tamer is a doctor. He is wearing a blue shirt and a white coat.

4. Reem is a journalist. She is wearing black pants and a black jacket.



Look, listen and read.

1. Is Fares wearing a dark jacket?

Yes, he is.

2. Is fares wearing a blue hat?

.....

3. Is Dina wearing a checked hat?

.....

4. Is Reem wearing a black skirt?

.....

5. What is the color of Reem's jacket?

.....

6. What is Tamer wearing?

.....

Look, listen and read.



1. Fares is a firefighter. He is wearing a black jacket and black pants. He is wearing a yellow hat.

2. Dina is a chef. She is wearing a white jacket and a white hat. She is wearing blue and white checked pants.



3. Tamer is a doctor. He is wearing a blue shirt and a white coat.

4. Reem is a journalist. She is wearing black pants and a black jacket.



Look, listen and read.

1. Is Fares wearing a dark jacket?

Yes, he is.

2. Is fares wearing a blue hat?

.....

3. Is Dina wearing a checked hat?

.....

4. Is Reem wearing a black skirt?

.....

5. What is the color of Reem's jacket?

.....

6. What is Tamer wearing?

.....

Activities on Part 5

1 Mark the correct answer.

1. Mona is a firefighter.



Yes

No

2. Dad is a chef.



3. Adel is wearing a hat.



4. A journalist is wearing a white coat.



2 Point to and identify the object.

1. journalist



2. doctor



3. coat



3 Complete the words.

s_riped



_at



_weater



pan_s

4 Underline the correct words in brackets.

1. A (firefighter - doctor - chef) is wearing a yellow hat.
2. Jana is a (journalist - chef - firefighter) is wearing a white hat.
3. A journalist (am - is - are) wearing black pants.
4. A doctor is (wear - wears - wearing) a white coat.
5. (Am - Is - Are) a doctor wearing black pants?
6. Is Ali wearing blue pants? No, he (is - isn't - aren't).
7. He's wearing a blue (skirt - dress - shirt).
8. (Dina - We - I) is a chef.
9. Is Reem (eating - wearing - going) a dark jacket?
10. He is wearing black (wood - wool - shoes).
11. (What - Where - Who) is she wearing? A green dress.
12. (They - Fares - We) is wearing a black jacket.

4 Re-arrange the sentences/questions.

1. a - is - hat - She - wearing - red.

.....

2. journalist - Reem - a - is.

.....

3. a - is - firefighter - Fares.

.....

4. black - he - shirt - wearing - is - a?

.....

5. Tamer - doctor - a - is.

.....

6 Look and write.



He's a



She's a



He's a

7 Copy the following sentence in your best handwriting:

Dina is wearing a checked hat.

.....
.....

Review on unit 7

Now I know....

Vocabulary



sweater

بلوفر



jacket

جاكت



skirt

جبية - جونلة



T-shirt

تيشرت



socks

جوارب



pants

بنطلون



shoes

حذاء



cap

طاقية (كاب)



shirt

قميص



gloves

قفازات (جوانتي)



scarf

شال



dress

فستان



sunglasses

نظارة شمسية



gray

رمادي



clothes

ملابس



vacation

إجازة - عطلة



mine

ملكي - لي



teddy bear

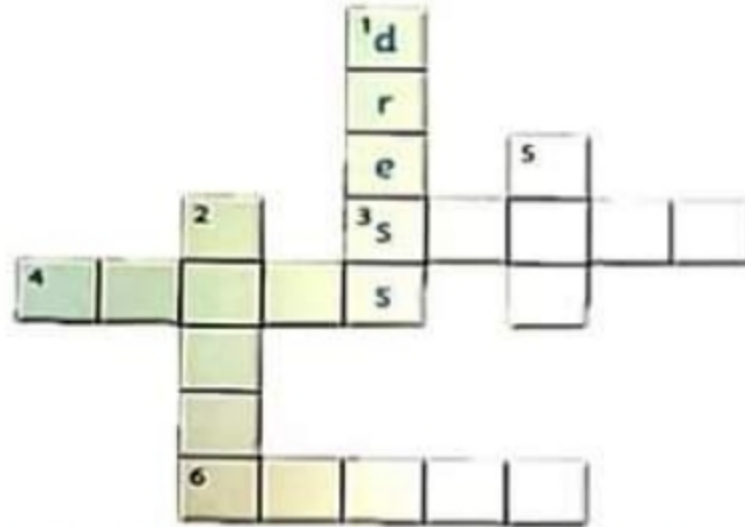
نُب نعية

Theme 1: All about me

قناتي علي اليوتيوب

قناة ثقافة ورفه
Mr. Ahmed Shabaan Elsheshtawy

1. Look and complete.



2. Read and write.

1. What is he wearing?
He's wearing pants and a



2. What is she wearing?
She's wearing a



3. What is this?
.....



4. What are these?
.....



3. Read and write need or want.

1. I'm thirty. I water
2. I a new teddy bear.
3. It's cold. I a jacket.
4. I a lollipop.

4. Read and match.

Notes for parents

1. Ask your child to look at the pictures and complete the crossword.
اطلب من طفلك أن ينظر إلى الصور ويكمل الكلمات المتقطعة.
2. Ask your child to read the questions and complete the answers.
اطلب من طفلك أن يقرأ الأسئلة ويكمل الإجابات.
3. Ask your child to read the sentences and write need or want.
اطلب من طفلك أن يقرأ الجمل ويكتب.
4. Ask your child to match the halves of the words.
اطلب من طفلك أن يوصل أنصاف الكلمات.

Activities On Unit 7

1 Complete the words.



m__t



p__ts



ch_c_late



d_ct_r



j_ck_t



s_ngl_sses

2 Read and circle.

1. cotton



2. striped



3. gloves



3 Match.



sunglasses

kite

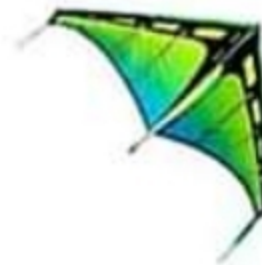


bread

jacket



firefighter



4 Circle and write.

1.



t
s
c

__urly

2.



l
j
m

__ournalist

3.



f
w
p

__lour

5 Underline the correct words in brackets.

1. A (lion - bee - baby) needs flowers.
2. (Who - Where - What) is wearing a spotty scarf? The girl.
3. What is (that - these - those)?
4. What (am - is - are) those?
5. I (need - want - eat) a teddy bear.
6. Cotton comes from (bread - wheat - plants).
7. This is my cap. It's (your - mine - hers).
8. Is he wearing a blue shirt? Yes, he (am - are - is).

6 Look and write.



A T-shirt is made of She's wearing a checked



..... is made from flour.

7 Look and tick.



This is a dress.
They're hats.



I want a doll.
I need shoes.



She's wearing a blue sweater.
She's wearing a yellow sweater.



8 Re-arrange the sentences/ questions.

1. cap - orange - The - is.

.....

2. sweater - This - a - is.

.....

3. are - What - those?

.....

4. a - I - kite - want.

.....

5. baby - milk - A - needs.

.....

6. hat - Is - your - this?

.....

7. shirt - wear - striped - I - my.

.....

8. dress - a - Aysel - wearing - pink - is.

.....

9. curly - has - She - hair.

.....

10. from - Fabric - made - cotton - is.

.....

11. a - is - Retaj - journalist.

.....

12. are - Her - black - shoes.

.....



صفحة الفيس بوك

Ahmed Shabaan Elsheshtawy

قناتي على اليوتيوب

قناة ثقافتك وترفيهك
Mr.Ahmed Shabaan Elsheshtawy



Unit
8

Off To Work

إلى العمل

Objectives

صفحة الفيس بوك

Ahmed Shabaan Elsheshtawy

قناتي على اليوتيوب

قناة ثقافة ورفه
Mr.Ahmed Shabaan Elsheshtawy

Vocabulary المفردات اللغوية

jobs: teacher, engineer, doctor, nurse, firefighter, dentist, police officer, baker, architect, carpenter, chef, journalist, farmer, places to work: hospital, farm, police station, school

verbs: help, teach, look after (animals), check (teeth), make, work

Language اللغة

I'm a (student). - He's a (dentist).

She's a (vet). - They are (doctors).

My mom works a hospital. She goes to work at seven o'clock.

Reading القراءة

Making bread together; Helping others.

Phonics الصوتيات

ar : farm, farmer, star, car, shark

igh: firefighter, night, high, sight

Life skills مهارات الحياة

Respect of diversity: Different people doing different jobs

Decision-making : Selecting the best choice

Values القيم

Cooperation/ Perfection: Doing your work well

Issues and challenges موضوعات وتحديات

Community participation : Helping others; Making bread together

Technological awareness: Technology at work

Integrated cross curriculum topics موضوعات متكاملة مع مناهج أخرى

Social Science: Places where people work.

Technology : Technology at work

Lesson 1 Vocabulary

Part 1

صفحة الفيس بوك

Ahmed Shabaan Elsheshtawy

قناتي على اليوتيوب

قناة ثقافة وترفيه
Mr.Ahmed Shabaan Elsheshtawy

Look, listen and read.

انظر واستمع واقرأ.



What's this store?

It's a bakery. A baker makes and sells cakes here.

What else does a baker do?

He makes bread.
Look! It smells delicious!



Notes for parents

Help your child look at the picture, listen to the questions and sentence, then repeat them.

ساعد طفلك في النظر إلى الصورة ثم الاستماع إلى الأسئلة والجمل وتربيدها.

Look, listen and say.



store



bakery



cake



baker



mix



flour



sugar



butter



vanilla



milk



pan



cup



stir



teaspoon

Vocabulary & Expressions (SB Pages 3 - 4) & (AB Pages 3 - 4)

store	متجر - محل
bakery	مخبز
cake	كعك - تورتة
bread	خبز
delicious	لذيذ الطعم
smell	نفوح منه رائحة
sugar	سكر
butter	زبدة
egg	بيضة
vanilla	فانيليا
pan	مقلاة - وعاء الطهي
Look!	انظرا
sell	يبيع
Let's ...	هيا بنا ...

flour	دقيق
baking powder	مسحوق الخبز
milk	حليب (لبن)
cup	فنجان
teaspoon	ملعقة صغيرة
add	يضيف
mix	يخلط
stir	يقلب
put in	يضع في
bake	يخبز
What else...?	وماذا ايضا ...?
make	يصنع
minute	دقيقة
need	يحتاج

Notes for parents

Help your child listen to the new words and say them correctly.

ساعد طفلك في الاستماع إلى الكلمات الجديدة وترديدها بشكل صحيح.

Let's make a cake!

صفحة الفيس بوك

Ahmed Shabaan Elsheshtawy

قناتي على اليوتيوب

قناة قناة وترفه
Mr.Ahmed
Shabaan Elsheshtawy

1. Listen and tick.

I need

1 cup sugar.



½ cup butter



2 eggs



2 teaspoons vanilla



1 ½ cups flour



½ cup milk



2 teaspoons baking powder



Let's make a cake.



Mix the butter and sugar.

Add the eggs and vanilla.



Add the milk and stir.

Add the flour and baking powder.



Put it in a pan.

Bake for 35 minutes.



Notes for parents

1. Ask your child to listen to find out which of the ingredients that we need to make a cake and tick them.

اطلب من طفلك أن يستمع لكي يكتشف أي المكونات التي تحتاجها في صنع الكيك

2. Ask your child to read the sentences.

اطلب من طفلك أن يقرأ الجمل.

Activities on Part 1

7 Look and tick .

1.



This is bread.

This is sugar.

2.



This is a store.

This is a teaspoon.

3.



She is a baker.

She is a firefighter.

ضع علامة .

2 Point to and Identify the object.

أشـر إلى وحدـد الشـيء.

1. cake



2. baking powder



3. add



Notes for parents

2. Ask your child to point to the suitable picture to the given word.

اطلب من طفلك أن يشير إلى الصورة المناسبة طبقاً للكلمة المعطاة.

3 Circle and write.

__anilla



__akery



__ilk

4 Match.

1. mix

2. teaspoon

3. butter

4. flour

5. pan

**5 Underline the correct words in brackets.**

1. What (am - are - is) this store?
2. A (doctor - baker - firefighter) makes and sells cakes.
3. A baker makes (bread - teaspoon - cup).
4. It (sells - smells - sleeps) delicious!
5. We need (fish - firefighter - flour) to make a cake.
6. A (baker - journalist - teacher) makes cakes and bread.
7. We need (meat - bees - eggs) and butter to make a cake.
8. Let's (play - make - wear) a cake.
9. (Go - Need - Add) sugar and baking powder.
10. Put it (on - of - in) a pan.

6 Re-arrange the sentences/ questions.

1. for - minutes - Bake - 35.
.....
2. store - What's - this?
.....
3. the - and - eggs - Mix - butter - the.
.....
4. sugar - butter - Add - and.
.....
5. make - Let's - a - cake.
.....
6. smells - cake - The - delicious.
.....

7 Look and write.



Add the and stir.



It's a



A makes cakes.



Put the mix in a

Notes for parents

7. Ask your child to look at the pictures and write the missing parts.

اطلب من طفلك أن ينظر الى الصور ويكتب الأجزاء المفقودة.

Lesson 2-4 What do you do?

Vocabulary (Jobs)

Look, listen and say.

انظر واستمع وقل



teller



dentist



nurse



butcher



farmer



teacher



engineer



journalist



carpenter



chef



firefighter



vet



baker

Vocabulary (SB Pages 18 - 21) & (AB Pages 18 - 21)

teller	صراف (أمين الصندوق)	use	يستخدم
dentist	طبيب أسنان	can	يستطيع
nurse	ممرضة	want	يريد
butcher	جزار	do	يفعل
farmer	فلاح - مزارع	make	يصنع
teacher	معلم - معلمة	teach	يعلم
engineer	مهندس	give	يعطي
journalist	صحفي	help	يساعد
carpenter	نجار	like	يحب
chef	طاه (طباخ) - كبير الطهاة	children	أطفال
firefighter	رجل إطفاء	people	ناس - أشخاص
baker	خباز	animals	حيوانات
police officer	ضابط شرطة	sick	مريض
vet	طبيب بيطري	language	لغة

Lesson 2-4 What do you do?

Vocabulary (Jobs)

Look, listen and say.

انظر واستمع وقل



teller



dentist



nurse



butcher



farmer



teacher



engineer



journalist



carpenter



chef



firefighter



vet



baker

Vocabulary (SB Pages 18 - 21) & (AB Pages 18 - 21)

teller	صراف (أمين الصندوق)	use	يستخدم
dentist	طبيب أسنان	can	يستطيع
nurse	ممرضة	want	يريد
butcher	جزار	do	يفعل
farmer	فلاح - مزارع	make	يصنع
teacher	معلم - معلمة	teach	يعلم
engineer	مهندس	give	يعطي
journalist	صحفي	help	يساعد
carpenter	نجار	like	يحب
chef	طاه (طباخ) - كبير الطهاة	children	أطفال
firefighter	رجل إطفاء	people	ناس - أشخاص
baker	خباز	animals	حيوانات
police officer	ضابط شرطة	sick	مريض
vet	طبيب بيطري	language	لغة



ثقافة وترفيه Mr.Ahmed Shabaan Elsheshtawy

9.4K subscribers

CUSTOMIZE CHANNEL

YOUTUBE STUDIO

HOME

VIDEOS

PLAYLISTS

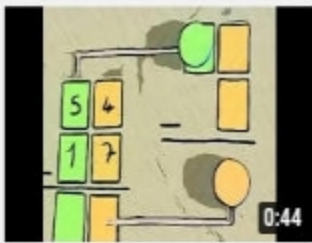
COMMUNITY

CHANNELS

ABOUT




Uploads ▶ PLAY ALL



0:44

نشاط جميل جدا لتسهيل عملية الطرح علي الأطفال 🧒🧒



11:25

3. Learn #English - Numbers. Decimal points, Percentage...



15:14

2. #Learn #English - Numbers. Cardinal & Ordina...



16:47

1. #Learn #English - Greetings. Introductions an...



11:19

1 #Learn #English - Greetings. Introductions an...

صفحة الفيس بوك

Ahmed Shabaan Elsheshtawy

سلسلة ملازم اللغة الإنجليزية

قناتي علي اليوتيوب

Mr.Ahmed قناة ثقافة وترفيه Shabaan Elsheshtawy



Read and say.



Personal pronouns with verb (to be) (فعل يكون)

Personal pronouns	verb (to be)
I	am
He	is
She	is
It	is

Personal pronouns	verb (to be)
We	are
They	are
You	are

I'm a vet.

He's an engineer.

You're a doctor.

Note.

I am = I'm

We are = We're

He is = He's

They are = They're

She is = She's

You are = You're

She's a journalist.

They're firefighters.

We're bakers.

Ask and answer.

What does he do?



He is an engineer.



He is a chef.



She is a teacher.



He is a dentist.



He is a butcher.



He is a carpenter.

Forming questions with (do - does)

عند السؤال عن وظيفة شخص نستخدم:

- What does he/she do?

We use (does) before

(He/ She/ It/

singular الاسم المفرد)

عند الإجابة نقول:

He's a/an /She's a/an

(He's a farmer.)

- What does she do?

- She's an engineer.



- What do they do?

We use (do) before

(I/ We/ They/ You/

plural الاسم الجمع)

عند الإجابة نقول:

They're + plural noun

(They're re bakers.)

- What do they do?

- They're re firefighters



Remember (Indefinite articles a - an)

We use the indefinite article (a) before the singular noun that begins with a consonant. قبل الاسم المفرد الذي يبدأ بحرف ساكن (a) تستخدم أداة النكرة.

He is **a** teacher. She is **a** doctor.

We use the indefinite article (an) before the singular noun that begins with a vowel. قبل الاسم المفرد الذي يبدأ بحرف متحرك (an) تستخدم أداة النكرة.

الحروف المتحركة هي (a, e, i, o, u)

She is **an** engineer. This is **an** orange.

عند السؤال عن ماذا تريد أن تصبح عندما تكبر:

What do you want to be?

عند الإجابة نقول:

I want to be a/an

- What do you want to be?
- I want to be a doctor.

Why? لماذا؟

- I want to help people. أريد أن أساعد الناس.

Study that

هل من الممكن أن أصبح دكتور أيضا؟ Can I be an engineer, too?

**Put (am - is - are) in spaces.**

1. I a chef.
2. Jana a doctor.
3. Where they?
4. you a dentist?
5. He not a butcher.
6. They firefighters.

Put (a - an) in spaces.

1. Ali is teacher.
2. Rana is engineer.
3. What does dentist do?
4. Is that orange?
5. No, It's banana.
6. Is she journalist?

Goods and services

صفحة الفيس بوك

Ahmed Shabaan Elsheshtawy

قناتي علي اليوتيوب

قناة قناة ورفهه
Mr.Ahmed Shabaan Elsheshtawy

Look and sort.



I make goods.

.....

.....

.....

.....

I give a service.

.....

.....

.....

.....

Prepositions & Phrases

make goods	يصنع بضائع	look after	يعتني بـ
give a service	يقدم خدمة	check teeth	يفحص الأسنان
help people	يساعد الناس	teach children	يعلم الأطفال
make bread	يصنع خبز	like baking bread	يحب خبز الخبز
fight fires	يطفئ النار	build buildings	يبني المباني
make furniture	يصنع الأثاث	grow vegetables	يزرع الخضروات

Study the following:

People who make goods.

makes goods	
baker	butcher
carpenter	farmer - chef

People who give services.

gives a service	
nurse - doctor	- vet
dentist - police officer	-
teller - engineer	- firefighter

Look and discuss.**What goods do these people make?**

ما البضائع التي يصنعها هؤلاء الناس؟

What services do they give?

ما الخدمات التي يقومون بها؟

A baker makes
bread and cakes.A nurse looks
after sick people.**People****What they do.**

carpenter	➔ makes furniture.	يصنع أثاث منزلي
firefighter	➔ fights fires.	يطلق الحرائق
baker	➔ makes bread and cakes.	يصنع خبز وكعك
farmer	➔ grows vegetables and fruits.	يزرع خضراوات وفواكه
doctor	➔ helps sick people.	يساعد المرضى
nurse	➔ looks after sick people.	يعتني بالمرضى
vet	➔ helps sick animals.	يساعد الحيوانات المريضة.
dentist	➔ checks teeth.	يفحص الأسنان
teacher	➔ teaches children.	يعلم الأطفال
engineer	➔ builds buildings.	يبني المباني
teller	➔ help people put money in the bank or take it out.	يساعد الناس في ايداع المال في البنك أو سحبه
journalist	➔ writes for a magazine, newspapers or television.	

Activities on Part 2

7 Mark the correct answer.

1. They're farmers.



Yes

No

2. I help people.



3. He is an engineer.



4. He helps animals.



2 Point to and identify the object.

1. teacher



2. carpenter



3. journalist



3 Match.

1. nurse



2. chef



3. dentist



4. butcher



5. teacher



4 Underline the correct words in brackets.

1. Amr is (a - an - two) engineer.
2. They (am - is - are) doctors.
3. She is (a - an - five) vet.
4. He (are - am - is) a carpenter.
5. (When - What - Where) does she do? She's a nurse.
6. I (are - is - am) a farmer.
7. What (am - does - do) he do?
8. Can I (are - is - be) a dentist, too?
9. (A - An -) baker makes bread.
10. (Am - Is - Are) she a journalist?



5 Re-arrange the sentences/ questions.

1. do - does - What - she?

.....

2. chef - She - a - is.

.....

3. makes - A - bread - baker.

.....

4. she - Is - an - engineer ?

.....

6 Look and write.



They're



Dad is a



A makes food.



A dentist checks

7 Copy the following sentence in your best handwriting:

I want to be a teacher.

.....
.....

Lessons 5-7 Vocabulary

Part 3

Look, listen and say.

انظر واستمع وقل



hospital



bakery



farm



school



building site



fire station



police station



farmer



firefighter



carpenter

Vocabulary & Expressions (SB Pages 22 - 24) & (AB Pages 22 - 24)

bakery	مخبز
baker	خباز
building site	موقع بناء
engineer	مهندس - مهندسة
farm	مزرعة
farmer	فلاح - مزارع

dad	اب
mom	أم
work	يعمل
teach	يعلم
dentist	طبيب أسنان
check teeth	يفحص أسنان

school	مدرسة
teacher	معلم - معلمة
hospital	مستشفى
doctor	طبيب - طبيبة
fire station	محطة اطفاء
firefighter	رجل اطفاء
police station	قسم شرطة
police officer	ضابط شرطة
sharpener	براية
carpenter	نجار
want	يريد
look	ينظر

build buildings	يبني
grow vegetables	يزرع
children	اطفال
grandfather	جد
vet	طبيب بيطري
nurse	ممرضة
look after	يعتني بـ
people	ناس
at night	ليلاً
animals	حيوانات
help	يساعد
brother	أخ

Study the following sentences:

- * A baker works at a bakery.
- * An engineer works at a building site.
- * A farmer works on a farm.
- * A doctor works in a hospital.
- * A firefighter works at a fire station.
- * A teacher works in a school.
- * A police officer works at a police station.
- * I'm a teacher. I teach children.
- * She's a dentist. She checks teeth.
- * He's a farmer. He grows vegetables.
- * I'm a vet. I look after animals.
- * He's an engineer. He builds buildings.

Look, listen and complete.



1. My mom a doctor. She in a hospital. She after sick people.
2. My dad a teacher. He at a
He teaches children.
3. My grandfather is a He works on a farm.
He vegetables.

Phonics

صفحة الفيس بوك

Ahmed Shabaan Elsheshtawy

قناتي على اليوتيوب

قناة ثقافة وترفه
Mr.Ahmed Shabaan Elsheshtawy

Learn phonics with Busy Bee!

ar



farmer



sharpener

igh



firefighter



night

Write and say.

firefighter

carpenter

night

farm

1. He is a



2. My brother works on a



3. I want to be a



4. She works at



Activities on Part 3

1 Look and tick .

- 

1. She works in a hospital.
She works in a school.
- 

2. I want to be an engineer.
I want to be a vet.
- 

3. He grows vegetables.
He looks after people.

2 Point to and identify the object.

أشر إلى وحدد الشيء.

1. chef



2. sharpener



3. night



3 Complete the words.

1.



s_ho_l

2.



bu_lding s_te

3.



n__ht



p_lice st_tion



hosp_t_l



b_tch_r

4 Match.

- | | |
|---------------------|-----------------------|
| 1. She works at | a. teeth. |
| 2. I'm a | b. children. |
| 3. Hassan works | c. night. |
| 4. A dentist checks | d. in a fire station. |
| 5. I teach | e. carpenter. |

5 Underline the correct words in brackets.

- I'm a (farmer - baker - teacher). I work at a bakery.
- A (doctor - baker - firefighter) works in a hospital.
- A farmer (builds - teaches - grows) vegetables.
- He's a (vet - dentist - firefighter). He works at a fire station.
- An engineer (builds - teaches - grows) buildings.
- A (baker - dentist - teacher) teaches children.
- A (police officer - dentist - teacher) works at a police station.
- He's a farmer. He works (in - on - of) a farm.
- A (vet - baker - firefighter) looks after animals.
- A dentist (eats - checks - teaches) teeth.

6 Re-arrange the sentences/ questions.

1. is - a - He - carpenter.

2. night - works - at - She.

3. firefighter - a - to - I - be - want.

4. works - a - He - police station - in.

5. checks - A - teeth - dentist.

6. does - teacher - What - a - do?

7 Look and write.



A dentist checks



I want to be a



A farmer works on a



It's a

Lessons 8-10 A busy day

Part 4

Listen, point and say.



It's seven o'clock.



It's nine thirty.



It's eleven o'clock.



It's twelve o'clock.



It's two thirty.



It's three thirty.



It's four o'clock.



It's six o'clock.

Vocabulary (SB Pages 25 - 27) & (AB Pages 25 - 27)

clock	ساعة
farmer	فلاح - مزارع
busy day	يوم ملى بالاعمال
work	يعمل
architect	مهندس معماري
farm	مزرعة
animals	حيوانات
eat	يأكل
breakfast	وجبة افطار
lunch	وجبة غداء
nurse	ممرضة
hurt	مصاب
grandmother	جدة
grandfather	جد

hen	الأخرون
others	بفرة
cow	مكتب
office	عميل - زبون
customer	جديد
new	فكرة
idea	يرسم
draw	منزل - بيت
home	من (للعائل) ...؟
Who...?	لو - اذا
if	مريض
sick	يحتاج
need	صغير
little	

Prepositions & Phrases (SB Pages 25 - 27) & (AB Pages 25 - 27)

get up	يستيقظ
by bus	بواسطة الاتوبيس
go home	يذهب للمنزل
help us	يساعدنا
look after	يعني بـ

talk to	يتحدث الي
on paper	على الورق
cross the road	يعبر الطريق
go to	يذهب الي
eat lunch	يأكل الغداء

Language Use

عند السؤال عن الوقت نقول:

What time is it? / What's the time?

عند الإجابة نقول:

It's o'clock.

- What time is it? ما الوقت؟

- It's ten o'clock. انها الساعة العاشرة.



Study that:

It's o'clock. الساعة بالضبط

It's thirty. الساعة وثلاثون دقيقة.

Who helps you? من الذي يساعدك؟

Mum helps me.

Who do you help? من تساعد؟

I help my little brother.

عند السؤال عن (من يساعدك) نقول:

عند الإجابة نقول:

عند السؤال عن (من تساعد) نقول:

عند الإجابة نقول:

Read and complete the clocks.



This is Sara. She's an architect. She goes to her office at nine o'clock.



At eleven o'clock, Sara talks to a customer.



At two o'clock, Sara eats lunch.



At three o'clock, Sara has some new ideas. She draws her ideas on paper.



Sara goes home at four o'clock. She goes home by bus.

Look and read.



1 A police officer helps us cross the road.



2 A nurse helps us if we are hurt.



3 A vet helps animals if they are sick.



4 I help my grandmother if she needs it.



Activities on Part 4

7 Mark the correct answer.

1. It's eleven o'clock.



Yes

No

2. It's two o'clock.



3. Ali is an engineer.



4. She eats an apple.



2 Point to and identify the object.

1. eight o'clock



2. five o'clock



3. four o'clock



3 Match.

- | | |
|---------------------|-------------------------------|
| 1. Who helps you? | a. I help my little brother.. |
| 2. What's the time? | b. Mum helps me. |
| 3. Who do you help? | c. after the cows. |
| 4. He looks | d. up at six o'clock |
| 5. I get | e. It's ten o'clock. |

4 Underline the correct words in brackets.

1. Ali (gets up - eats - looks after) breakfast at 6 o'clock.
2. It's four (clock - watch - o'clock).
3. She talks (in - to - on) a customer.
4. It's five (three - two - thirty). 5:30
5. (When - What - Who) do you help? I help my sister.
6. I get up (at - on - in) seven o'clock.
7. She draws her ideas (at - on - in) paper.
8. I go home (to - of - by) bus.
9. He works (of - on - in) a farm.
10. A vet helps (people - animals - cakes) if they are sick.

5 Re-arrange the sentences/ questions.

1. helps - Who - you?

.....

2. architect - He - an - is.

.....

3. It's - o'clock - one.

4. some - has - ideas - Sara - new.

5. grandmother - I - my - help.

6 Look and write.



It's



I get up at



I go to school by



A checks teeth.

7 Copy the following sentence in your best handwriting:

I help my little brother.

Lessons 11-13 Vocabulary

Part 5

Look, listen and say.

انظر واستمع وقل



computer



sewing machine



stove



fridge



chef



journalist



seamstress



kitchen



factory



restaurant

Vocabulary (SB Pages 28 - 31) & (AB Pages 28 - 31)

computer	كمبيوتر
sewing machine	ماكينة خياطة
stove	بوتجاز
fridge	ثلاجة
chef	طباخ
journalist	صحافي - صحافية
seamstress	خياطة
teacher	معلم - معلمة
student	طالب - طالبة
heat up	يسخن
work	يعمل
kitchen	مطبخ
place	مكان

online	عبر شبكة الانترنت
factory	مصنع
buy	يشترى
tractor	جرار
cut	يقطع
wood	خشب
technology	تكنولوجيا
use	يستخدم
food	طعام
cold	بارد
twin	توأم
restaurant	مطعم
clothes	ملابس

study	يلدرس
New York	نيويورك
the USA	الولايات المتحدة الأمريكية
wheat	قمح
chair	كرسي
sometimes	أحياناً
like	يحب
write	يكتب
flour	دقيق
bridge	كوبري
design	يصمم

keep	يساعد
different	تراييزة - منضدة
help	القاهرة
table	وظيفة
Cairo	كثير من
job	يصنع
lots of	طريق
make	يبيع
road	مهندس معماري
sell	
architect	

Reading (SB Page: 28)

- * My name's Ramy. I am a chef. I work in a kitchen. I use a stove to heat up food. I use a fridge to keep food cold.
- * My name's Dina. I am a journalist. I talk to lots of people. I use a computer to write.
- * My name's Magda. I am a seamstress. I make clothes from cotton fabric. I use a sewing machine to make clothes!



Reading: (SB Page: 29)



* This is Samy. He's a **farmer**. He **grows** wheat.

* Amir is a **baker**.
He **made** bread from flour.



* Talia works in a **factory**. She **makes** flour from wheat.



* Mariam is a **mother**.
She **buys** bread at the **bakery**.



* Farmer Samy uses
a **tractor** to **cut** the **wheat**.

Activities on Part 5

7 Mark the correct answer.

1. I work in a kitchen.



Yes

No

2. I use a computer to write.



3. She works in a hospital.



4. She uses a tractor.



3 Complete the words.

اكمل الكلمات.

1.



st_v_

2.



fl_u_

3.



tr_ct_r

1.



fr_d_e

2.



fa_tor_

3.



s_wing m_chine

3 Match.

- | | |
|------------------------|-------------------|
| 1. A farmer grows | a. a computer. |
| 2. She buys bread at | b. heats up food. |
| 3. The stove | c. the bakery. |
| 4. A journalist uses | d. cold. |
| 5. A fridge keeps food | e. wheat. |

4 Underline the correct words in brackets.

- I use a (fridge - sewing machine - stove) to make clothes.
- I am a (seamstress - chef - journalist). I work in a kitchen.
- I am a (seamstress - chef - journalist). I use a computer.
- I make (bread - flour - clothes) from cotton fabric.
- A (farmer - baker - doctor) makes bread from flour.
- A journalist uses a computer to (write - eat - cook).
- A farmer uses a (computer - tractor - fridge) to cut wheat.
- He's a farmer. He (makes - builds - grows) wheat.
- Retaj is a (doctor - farmer - baker). She works in a hospital.
- Omar is a (dentist - carpenter - vet). He makes chairs.

5 Re-arrange the sentences/questions.

- after - Dina - people - looks.
.....
- computer - Fatma - on - writes.
.....



3. Hana - a - is - journalist.

4. teaches - Aysel - children.

5. buy - at - I - bakery - bread - the.

6 Look and write.



He is a



I am a



A baker makes



Dad uses a to write.

7 Copy the following sentence in your best handwriting:

He makes a lot of food.

.....

Review on unit 8

Now I know....

Vocabulary

store	متجر - محل
bakery	مخبز
cake	كيك - تورتة
bread	خبز
delicious	لذيذ الطعم
smell	تفوح منه رائحة
sugar	سكر
butter	زبدة
egg	بيضة
vanilla	فانيليا
pan	مقلاة - وعاء الطهي
Look!	انظر!
sell	يبيع
Let's ...	هيا بنا ...
teller	صراف (أمين الصندوق)
dentist	طبيب أسنان
nurse	ممرضة
butcher	جزار
farmer	فلاح - مزارع
teacher	معلم - معلمة
engineer	مهندس
journalist	صحفي
carpenter	نجار
chef	طاه (طباخ) - كبير الطهاة
firefighter	رجل إطفاء
baker	خباز
police officer	ضابط شرطة
vet	طبيب بيطري
make goods	يصنع بضائع
give a service	يقدم خدمة

flour	دقيق
baking powder	مسحوق الخبز
milk	حليب (لبن)
cup	فنجان
teaspoon	ملعقة صغيرة
add	يضيف
mix	يخلط
stir	يقرب
put in	يضع في
bake	يخبز
What else...?	وماذا ايضا ...؟
make	يصنع
minute	دقيقة
need	يحتاج
use	يستخدم
can	يستطيع
want	يريد
do	يفعل
make	يصنع
teach	يعلم
give	يعطي
help	يساعد
like	يحب
children	أطفال
people	ناس
animals	حيوانات
sick	مريض
language	لغة
look after	يعني بـ
check teeth	يفحص الأسنان



ثقافة وترفيه Mr.Ahmed Shabaan Elsheshtawy

9.4K subscribers

CUSTOMIZE CHANNEL

YOUTUBE STUDIO

HOME

VIDEOS

PLAYLISTS

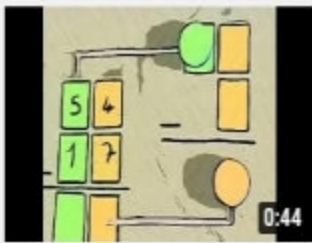
COMMUNITY

CHANNELS

ABOUT



Uploads ▶ PLAY ALL



0:44

نشاط جميل جدا لتسهيل عملية الطرح علي الأطفال 🧒🧒



11:25

3. Learn #English - Numbers. Decimal points, Percentage...



15:14

2. #Learn #English - Numbers. Cardinal & Ordina...



16:47

1. #Learn #English - Greetings. Introductions an...



11:19

1 #Learn #English - Greetings. Introductions an...

صفحة الفيس بوك

Ahmed Shabaan Elsheshtawy

سلسلة ملازم اللغة الإنجليزية

قناتي علي اليوتيوب

Mr.Ahmed قناة ثقافة وترفيه Shabaan Elsheshtawy



help people	يساعد الناس
make bread	يصنع خبز
fight fires	يطفئ الحرائق
make furniture	يصنع الأثاث
computer	كمبيوتر
sewing machine	ماكينة خياطة
stove	بوتجاز
fridge	ثلاجة
chef	طباخ
journalist	صحافي - صحافية
seamstress	خياطة
teacher	معلم - معلمة
student	طالب
heat up	يسخن
write	يكتب
kitchen	مطبخ
place	مكان
study	يدرس
New York	نيويورك
the USA	الولايات المتحدة الأمريكية
wheat	قمح
chair	كرسي
sometimes	أحيانا
like	يحب
flour	دقيق
bridge	كوبري
design	يصمم

teach children	يعلم الأطفال
like baking bread	يحب خبز الخبز
build buildings	يبني المباني
grow vegetables	يزرع الخضروات
online	عبر الانترنت
factory	مصنع
buy	يشترى
tractor	جرار
cut	يقطع
wood	خشب
technology	تكنولوجيا
use	يستخدم
food	طعام
cold	بارد
twin	توأم
restaurant	مطعم
clothes	ملابس
keep	يحفظ
different	مختلف
help	يساعد
table	ترابيزة - منضدة
Cairo	القاهرة
job	وظيفة
lots of	كثير من
road	طريق
sell	يبيع
architect	مهندس معماري

Language Use

- * It's a bakery.
- * I'm a baker./ She's an engineer.
- * They're farmers.
- * What does she do?
- * She's a teacher.
- * What do you want to be?
- * I want to be a doctor.
- * I work in a hospital.
- * What time is it?/ What's the time?
- * It's nine o'clock.
- * At nine o'clock.
- * Who helps you?
- * Who do you help?

Phonics

ar

farmer sharpener

igh

firefighter night

Life skills

Respect of diversity: Different people doing different jobs

Decision making : Selecting the best choice

Activities on unit 8

صفحة الفيس بوك

Ahmed Shabaan Elsheshtawy

قناتي على اليوتيوب

قناة قناة وترفيه
Shabaan Elsheshtawy

7 Complete the words.



r_stau_ant



__arpener



k_tche_



car_en_er



_ournali_t



f_ct_ry



h_spit_l



fi_efig_ter



_ent_st



co__uter



fri_g_



_ch_ol

2 Mark the correct answer.

1. It's a sharpener.



Yes No

2. I want to be a dentist.



3. He works at a fire station.



4. It's a factory.



3 Re-arrange the sentences/ questions.

1. be - you - What - to - do - want?

.....

2. engineer - She's - an.

.....

3. cakes - and - makes - A - bread - baker.

.....

4. does - do - he - What?

.....

5. kitchen - works - A - in - chef - a.

.....

6. at - She - night - works.

.....

4 Match.

1. A carpenter makes
2. She uses a sewing machine
3. The fridge
4. An engineer builds
5. She goes

- a. to make clothes.
- b. home by bus.
- c. buildings.
- d. chairs and tables.
- e. keeps food cold.

5 Underline the correct words in brackets.

1. She draws her ideas (at - in - on) paper.
2. I want to (is - be - am) a teacher.
3. A firefighter (fights - eats - builds) fire.
4. Dina talks (in - on - to) a customer.
5. Aysel gets up (in - at - on) seven o'clock.
6. Omar is a farmer. He looks (at - to - after) hens.
7. A (police officer - doctor - vet) helps us cross the road.
8. (What - Who - Where) helps you? My mom helps me.
9. He (am - are - is) an architect.
10. (What - Who - Where) do you do? I'm a chef.

6 Look and write.

A heats up food.



He works on a



It's o'clock.



She eats an



She checks



She is a

7 The Reader (Complete the following:)

1. I love! Thank you!
2. The ugly duckling said, "I'm not"
3. Go away,! Go away!
4. Oh no! there's a

8 Copy the following sentence in your best handwriting:

I work in a school.

.....
.....

صفحة القيس بوك

Ahmed Shabaan Elsheshtawy

قناني علي البيوتوب

Mr.Ahmed شابة وورقة
Shabaan Elsheshtawy



Unit
9

At the market

في السوق

Vocabulary

the most	الأكثر
the least	الأقل
healthy food	طعام صحي
unhealthy food	طعام غير صحي
need	يحتاج
cost	يكلف
buy	يشترى
sell	يبيع
boil	يغلي
boy	ولد
toy	لعبة (دمية)
item	سلعة
receipt	ايصال
list	قائمة
coin	عملة معدنية
cucumber	خيار
carrot	جزر
cake	كعكة
lovely	جميل
market	سوق

Nigeria	
Bangkok	
honey	
oil	
candy	حلوى
fruits	فواكه
vegetables	خضار
onions	بصل
potatoes	بطاطس
banana	ثمرة العوز
guava	ثمرة الجوافة
orange	برتقالة
apple	تفاحة
mango	ثمرة المانجو
pineapple	ثمرة الأناناس
dates	بلح
fig	ثمرة التين
watermelon	بطيخة
pay for	يدفع ثمن
like	يحب

Study the following sentences:

a bottle of water	زجاجة من الماء
Do you like pineapples?	هل تحب الأناناس؟
Can I have a pineapple?	هل يمكن أن أحصل على ثمرة أناناس؟
How much is that?	كم ثمن هذا؟
Here you are.	تفضل.
How much do/ does + noun + cost?	كم يتكلف؟
There are a lot of things to see.	يوجد كثير من الأشياء لتراها.
Thank you.	شكرا لك.
My favourite fruit is	فاكهتى المفضلة هي
My favourite vegetables are	خضرواتي المفضلة هي
Which item costs the most?	أي سلعة تتكلف الأكثر؟



Language Use



عند السؤال عن الطعام المفضل لدي الآخرين نقول:

Do you like pineapples?

هل تحب الأناناس؟

عند الإجابة نقول:

Yes, I do. نعم أحبه.

No, I don't. لا أحبه.

Ask and answer.



Can I have six apples, please?

Yes, here you are.

عند الطلب نقول:

Can I have pineapples, please?

هل يمكنني أن احصل علي أناناس من فضلك؟

عند الإجابة نقول:

Yes, here you are. نعم. تفضل خذ.

عند السؤال عن السعر نقول:

How much is that?

كم ثمن هذا؟

عند الإجابة نقول:

That's eleven pounds.

ثمنه 11 جنيهها.

Study that:

I have **one** banana.

أنا املك موزة واحدة.

I have **two** bananas.

أنا املك موزتان.

I sell fruits and vegetables.

أنا أبيع فكهة وخضروات.

Singular

apple تفاحة

carrot

mango

Plural

apples تفاحات

carrots

mangoes

Singular

fig

potato

tomato

Plural

figs

potatoes

tomatoes

Language Use

What healthy food you like?

I like ... أنا أحب ...

I like carrots. أنا أحب الجزر.

My favorite fruits/ vegetables are هي فاكهتي - خضرواتي المفضلة هي

قناتي علي البيوتيوب
سؤال عن الطعام الصحي الذي نحب
عند الإجابة نقول: Mr.Ahmed
Shabaan Elsheshtawy

I'm at the market.

أنا في السوق

للسؤال عن ثمن شيء نقول:

How much does it cost?

إذا كان الشيء مفرد

عند الإجابة نقول:

It costs pounds.

انه يكلف جنيهات.

How much do they cost?

إذا كان الشيء جمع

عند الإجابة نقول:

They cost pounds.

انهم يكلفون جنيهات.

Which item costs the most?

أي شيء يكلف أكثر؟

Which item costs the least?

أي شيء يكلف أقل؟



Exercises



صفحة الفيس بوك

Ahmed Shabaan Elsheshtawy

قناتي علي اليوتيوب

MrAhmed وشرفه
Shabaan Elsheshtawy



7 Mark the correct answer.

1. They're dates.



Yes

2. I'm at the market.



3. This is a watermelon.



4. These are figs.



7 Mark the correct answer.

1. This is a coin.



Yes

No

2. They're two bananas.



3. Carrots are vegetables.



4. A pineapple





2 Underline the correct words in brackets.

1. (Am - Can - How) I have an apple, please?
2. Yes, here (are you - are - you are).
3. Can I have six (carrot - a carrot - carrots), please?
4. (Apples - Pineapples - Potatoes) are vegetables.
5. How (many - match - much) is this apple?
6. This watermelon (boils - pays - costs) seven pounds.
7. Can (I have - have - have I) three cucumbers, please?
8. Where's your shopping (last - list - test)?

2 Underline the correct words in brackets.

1. I like (unhealthy - health - healthy) food.
2. The market sells (boys - vegetables - coins).
3. He is at the (watermelon - market - cucumber).
4. Do (like you - you like - like) milk?
5. I'm at the market (at - with - on) my mother.
6. How much do the dates (sell - cost - buy)?
7. How much (is - do - are) two apples?
8. - Do you like dates? - Yes, I (did - do - don't).

3 Re-arrange the sentences/questions.

1. carrots - Do - like - you?

.....

2. five - are - These - pounds.

.....

3 Re-arrange the sentences/questions.

1. that - much - is - How?

.....



2. and - are - There - fruits - vegetables.



صفحة الفيس بوك

Ahmed Shabaan Elsheshtawy

قناتي علي اليوتيوب

Mr.Ahmed شحاته وورقة
Shabaan Elsheshtawy

4 Complete the words.



g__va



on__ns



b__l



p_t_toes



or_ng_



c__ns



d_t_s



b_nan_s



c_c_mber



veg_tabl_s



c__dy



ch__ken



c_k_



c_rr_ts



ppl



f__s



2. and - are - There - fruits - vegetables.



صفحة الفيس بوك

Ahmed Shabaan Elsheshtawy

قناتي علي اليوتيوب

Mr.Ahmed شحاتة وورقة
Shabaan Elsheshtawy

4 Complete the words.



g__va



on__ns



b__l



p_t_toes



or_ng_



c__ns



d_t_s



b_nan_s



c_c_mber



veg_tabl_s



c__dy



ch__ken



c_k_



c_rr_ts



ppl



f__s



5 Look and write.



I like



I'm at the



He is a

5 Look and write.



Please, boil the



..... are fruit.



They're

Activities On Unit 8

1 Complete the words.



c_rr_ts



p_ne_pples



m_ng_es



veg_tabl_s

2 Read and circle.

1. water



2. watermelon



3. fruit



3 Match.



dates

apples

carrots


figs



4 Underline the correct words in brackets.

1. I'm (on - at - off) the market with my mum.
2. I (want - date - boil) ten pounds.
3. We (doesn't - don't - aren't) have dates.
4. This (are - is - am) a healthy lunch.
5. Yes, here you (is - are - that).
6. Can I have two dates, (please - pause - blaze)?
7. There are lots to (see - be - pound) at the market.
8. How (match - much - most) are two apples?.

5 Look and write.



Do you like



I want a



These are

6 Look and tick.



1. These are dates.
These are oranges.



2. This is a pineapple.
This is a potato.

صفحة الفيس بوك
Ahmed Shabaan Elsheshtawy
قناتي علي اليوتيوب
Mr.Ahmed شاذي وعرفة
Shabaan Elsheshtawy

صفحة الفيس بوك

Ahmed Shabaan Esheshtawy

قناة علي اليوتيوب

Mr.Ahmed Esheshtawy
Shabaan Esheshtawy



Unit 10

Out and about

أداء الأشياء خارج المنزل

Vocabulary

sight	حاسة النظر
taste	حاسة التذوق
touch	حاسة اللمس
smell	حاسة الشم
hearing	حاسة السمع
hear	يسمع
shout	يصرخ
cow	بقرة
owl	بومة
tree	شجرة
toe	اصبع القدم
flower	زهرة
noise	ضوضاء
events	أحداث
setting	مكان الحدث
look at	ينظر الى
teeth	أسنان
neck	رقبة
tail	ذيل
wing	جناح
feathers	ريش
legs	أرجل - سيقان
ant	نملة
long	طويل
short	قصير
head	رأس

shiny	مطاب
grass	عشب
hard	صعب
smooth	ناعم (ألمس)
sand	رمل
shell	صدفة - قوقعة
delicious	لذيذ الطعم
hand	يد
wind	رياح
chair	كرسي
stop	يتوقف
character	شخصية
on	أعلى - فوق
under	تحت (أسفل)
pick up	يلتقط
listen to	يستمع الى
see	يرى
giraffe	زرافة
crocodile	تمساح
camel	جمل
lion	أسد
elephant	فيل
monkey	قرود
snake	ثعبان
penguin	بطريق
fox	ثعلب

Study the following sentences:

on the beach	على الشاطئ
at/on the beach	عند الشاطئ
open the door	يفتح الباب



go to the beach
What shall we do?
What's the weather like today?

Language Use

يستطيع (can)

- * I can see with my eyes.
- * I can hear with my ears.
- * I can smell with my nose.
- * I can touch with my hands.
- * I can taste with my mouth.

(Past Tense الزمن الماضي البسيط)

- * Reem went to the beach. (يذهب / ذهب / went)
- * It was sunny. (يكون / كان / was)
- * She saw a shiny, pink shell. (يري / رأي / saw)
- * She picked it up. (يلتقط / التقط / picked)

Don't + inf. مصدر الفعل

Don't shout in class.

للسؤال عن ماهية شيء ما نقول:

What is it? ما هذا؟ / ما هذه؟

It is a اسم مفرد

What are they? ما هؤلاء؟

They are اسم جمع

للسؤال عن شيء باستخدام الأفعال المساعدة بمعنى هل؟

Is it? نقول: هل يكون هو - هي...؟

Yes, it is./ No, it isn't.

Are they? نقول: هل يكون هؤلاء...؟

Yes, they are./ No, they aren't.

Examples

- * What **is** it? - It **is** a lion.
- * **Is** it dangerous? - Yes, it **is**.



go to the beach
What shall we do?
What's the weather like today?

Language Use

يستطيع (can)

- * I can see with my eyes.
- * I can hear with my ears.
- * I can smell with my nose.
- * I can touch with my hands.
- * I can taste with my mouth.

(Past Tense الزمن الماضي البسيط)

- * Reem went to the beach. (يذهب / ذهب / went)
- * It was sunny. (يكون / كان / was)
- * She saw a shiny, pink shell. (يري / رأي / saw)
- * She picked it up. (يلتقط / التقط / picked)

Don't + inf. مصدر الفعل

Don't shout in class.

للسؤال عن ماهية شيء ما نقول:

What is it? ما هذا؟ / ما هذه؟

It is a اسم مفرد

What are they? ما هؤلاء؟

They are اسم جمع

للسؤال عن شيء باستخدام الأفعال المساعدة بمعنى هل؟

Is it? نقول: هل يكون هو - هي...؟

Yes, it is./ No, it isn't.

Are they? نقول: هل يكون هؤلاء...؟

Yes, they are./ No, they aren't.

Examples

- * What is it? - It is a lion.
- * Is it dangerous? - Yes, it is.

Exercises



صفحة القيس براك

Ahmed Shabaan Elsheshtawy

قناني علي البيوتيوب

MrAhmed وشاهة ورفقة
Shabaan Elsheshtawy



7 Mark the correct answer.

1. It is sunny.



Yes

No

2. They're at the market.



3. I want a cake.



4. This is an owl.



7 Mark the correct answer.

1. A cow is eating the grass.



Yes

No

2. This is a camel.



3. It is a monkey.



4. This is a snake.





2 Underline the correct words in brackets.

1. It (are - is - do) a giraffe.
2. The crocodile is (tall - beautiful - dangerous).
3. Penguins live (with - in - on) Antarctica.
4. What's the weather (like - likes - liking) today?
5. What shall we (do - does - done)?
6. We (go - do - watch) a movie every day.
7. I like hot and (cloudy - sunny - rainy) days.
8. Let's (go - going - gone) outside.

2 Underline the correct words in brackets.

1. We play board (gains - games - mugs) inside.
2. I go outside and play (on - in - with) my friends.
3. My favorite (season - mason - sea) is summer.
4. I (go - be - touch) swimming in summer.
5. Adel picked (on - up - in) the shell.
6. Reem sat (down - out - up) on the sand.
7. I listened (on - at - to) the waves.
8. Parrots have (feathers - theaters - craters).

3 Re-arrange the sentences/questions.

1. like - the - What's - weather?

.....

2. and - summer - hot - It's - sunny.

.....



صفحة الفيس بوك

Ahmed Shabaan Elsheshtawy

قناتي علي اليوتيوب

Mr.Ahmed شهاب وعرفة
Shabaan Elsheshtawy



3 Re-arrange the sentences/questions.

1. spring - is - My - season - favorite.
2. touch - my - can - toes - I.

4 Complete the words.



w__dy



t_st__



r__d



s_n_y



sp__ng



s_mm_r



c__d



r__ny



f__l



sw__ming



h__r



cl__dy



h__



el_ph_nt



t_rtl__



w_nt_r



5 Look and write.



I can smell the



They are on the



The is dangerous.

5 Look and write.



It is an



This is a



The lives on the tree.

Activities on unit 10



1 Complete the words.



t__ch



fl__er



t__s



w_ve

2 Read and circle.

1. giraffe



2. tail



3. tortoise



3 Match.



monkey

smell

bear

crocodile





4 Underline the correct words in brackets.

1. Don't (shout - sheet - shell) in the class.
2. Where (do - does - is) parrots live?
3. The (lion - snake - tortoise) is slow.
4. What's the weather (alike - like - likes) today?
5. What can people hear (in - on - over) the beach?
6. I play (to - with - of) my friends.
7. What (we shall - shall we - shall) do today?
8. My favorite season is (summer - lion - car).

5 Look and write.



It's



The is big.



The is tall.

6 Look and tick.



1. This is a lion.
This is a penguin.



2. I can smell the flower.
I can touch my toes.



صفحة الفيس بوك

Ahmed Shabaan Elsheshtawy

قناتي علي اليوتيوب

Mr.Ahmed وشابان وعرفه
Shabaan Elsheshtawy



صفحة القيس بوك

Ahmed Shabaan Elsheshtawy

قناتي علي اليوتيوب

Mr.Ahmed شابة وورقة
Shabaan Elsheshtawy



Unit 11

It's ten o'clock.

انها الساعة العاشرة.



Vocabulary

lentil soup	شوربة عدس
fish soup	شوربة سمك
restaurant	مطعم
homus	حمص
tahina	طحينة
salad	سلطة
bread	خبز
crab	كلبوريا
shrimp	جمبرى
drinks	مشروبات
dips	مأكولات بخبز
prices	أسعار
orange juice	عصير برتقال
beach	شاطيء
go swimming	يذهب للسباحة
sleep	ينام
student	طالب
time	وقت
sky	سما
numbers	أرقام
library	مكتبة لقراءة الكتب
trash	قمامة
bin	سلة قمامة
computer lab	معمل حاسب آلي
line	صف - طاوور
rules	قواعد
watch	يشاهد
break	فسحة
museum	متحف

football	كرة قدم
playground	ميدان اللعب
midday	منتصف النهار
midnight	منتصف الليل
get up	يستيقظ
go to bed	ينام
have lunch	يتناول الغداء
always	دائما
usually	عادة
sometimes	أحيانا
often	غالبا
never	أبدا
breakfast	وجبة الافطار
vacation	عطلة (أجازة)
meat	لحم
chicken	دجاج
rice	أرز
pie	فطيرة
fly	يطير
kite	طيارة ورقية
librarian	أمين المكتبة
tie	كرافطة - رابطة عنق
reading area	مكان للقراءة
puppet show	عرض العرائس
craft area	منطقة للحرف اليدوية
list	قائمة
in the morning	في الصباح
in the evening	في المساء
dinner	وجبة العشاء



صفحة الفيس بوك

Ahmed Shabaan Elsheshtawy

قناتي على اليوتيوب

MrAhmed Elsheshtawy
Shabaan Elsheshtawy

Study the following sentences:

Here we are in Alexandria.

لقد وصلنا الى الإسكندرية.

What time is it?

كم الساعة الآن؟



ثقافة وترفيه Mr.Ahmed Shabaan Elsheshtawy

9.4K subscribers

CUSTOMIZE CHANNEL

YOUTUBE STUDIO

HOME

VIDEOS

PLAYLISTS

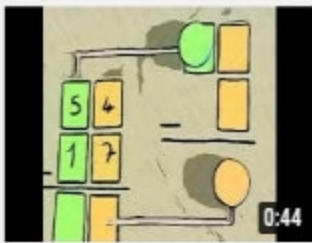
COMMUNITY

CHANNELS

ABOUT




Uploads ▶ PLAY ALL



0:44

نشاط جميل جدا لتسهيل عملية الطرح علي الأطفال 🧒🧒



11:25

3. Learn #English - Numbers. Decimal points, Percentage...



15:14

2. #Learn #English - Numbers. Cardinal & Ordina...



16:47

1. #Learn #English - Greetings. Introductions an...



11:19

1 #Learn #English - Greetings. Introductions an...

صفحة الفيس بوك

Ahmed Shabaan Elsheshtawy

سلسلة ملازم اللغة الإنجليزية

قناتي علي اليوتيوب

Mr.Ahmed قناة ثقافة وترفيه Shabaan Elsheshtawy



It's seven o'clock.

It's half past seven.

Let's visit Qaitbay Fort.

How much ...?

How often ...?

the same number

How many ...?

Language Use

Present simple tense زمن المضارع البسيط

I/ We/ You/ They + **الفعل في المصدر**

He/ She/ It + verb + s/es

I walk to school.

He walks to school.

Question word + do/ does + subject + inf... **مصدر الفعل**؟

Does he get up early?

Yes, he does./ No, he doesn't.

What time **do you get up**?

I get up at seven o'clock.

Imperative فعل الأمر

عندما يريد شخص ما فعل شيء ما يستخدم:

Always + inf. **دائما افعل كذا...** مصدر الفعل

* Always stand in line. **دائما قف في طابور.**

Never + inf. **(إياك أن تفعل كذا...)** مصدر الفعل

* Don't shout in the class. **لا تصرخ في الفصل.**



Exercises



صفحة الفيس بوك

Ahmed Shabaan Elsheshtawy

قناتي علي اليوتيوب

MrAhmed وشرفه
Shabbaan Elsheshtawy



7 Mark the correct answer.

1. It's six o'clock.



Yes

2. He's watching TV.



3. It's a restaurant.



4. He's sleeping.



7 Mark the correct answer.

1. It's a kite.



Yes

No

2. It's half past ten.



3. He is swimming.



4. I like lentil soup.



2 Underline the correct words in brackets.

1. It's twelve (clocks - clock - o'clock).
2. (How - What - When) time is it?
3. He's (swimming - drinking - watching) TV.
4. Let's (visit - visited - visiting) the museum.
5. I (go - have - do) lunch at 4 o'clock.
6. How (many - much - long) water is in a bottle?
7. It's (court - fort - quarter) past nine.
8. She reads a (book - lunch - restaurant).

2 Underline the correct words in brackets.

1. Here (are - we are - are we) in Alexandria.
2. What (clock - time - times) is it?
3. Let's visit Qaitbay (Fort - Four - Fourth).
4. Let's go (at - for - to) the beach.
5. How (often - many - much) do you go to a restaurant?
6. I (always going - go always - always go) to the beach.
7. It's half (post - past - best) ten.
8. I like molokhia (seep - soap - soup).

3 Re-arrange the sentences/questions.

1. the - visit - I - often - library.
.....

2. seven - He - breakfast - has - at - o'clock.
.....



صفحة الفيس بوك

Ahmed Shabaan Elsheshtawy

قناتي علي اليوتيوب

MrAhmed وشابان وعرفه
Shabaan Elsheshtawy



3 Re-arrange the sentences/questions.

- Alexandria - are - in - Here - we.
- break - on - I'm - school - my.

4 Complete the words.



g_t_p



pl_ygr_und



f_tball



rest_rant



r_d



s_p



cr_



sw_mm_ng



sh_mp



sl_p



p_



t_



l_br_ry



l_ch



k_t



s_l_d

5 Look and write.



It's o'clock.



Let's go to the



This is a

5 Look and write.



Don't in class.



They're TV.



It's a

Activities on unit 11



صفحة الفيس بوك

Ahmed Shabaan Elsheshtawy

قناتي علي اليوتيوب

Mr Ahmed شحاتة وعرفه
Shabaan Elsheshtawy

1 Complete the words.



Mus _ _ m



p _ pp _ t



k _ t _



sh _ _ t

2 Read and circle.

1. fort



2. ten o'clock



3. salad



3 Match.



get up

go to bed

eat

fly





4 Underline the correct words in brackets.

- Let's play (football - a book - swimming).
- We eat in a (beach - library - restaurant).
- I go to bed (on - at - in) half past ten.
- How (many - much - often) do you go to the library?
- You should be kind (to - on - in) your friends.
- Please, throw the (trash - cash - smash) in the bin.
- (Always - Do - Don't) shout in class.
- What (long - time - clock) do you have lunch?

5 Look and write.



It's a



He flies a



They're playing

6 Look and tick.



- This is a beach.
This is a library.



- I play football.
I go swimming.

Vocabulary

table tennis	تنس الطاولة
tennis	التنس
basketball	كرة السلة
volleyball	كرة الطائرة
boxing	الملاكمة
running	الجرى
swimming	السباحة
football	كرة القدم
dancing	الرقص
painting	الرسم
dancer	راقص
bat	مضرب الكرة
music	موسيقى
art show	معرض فنى
drama	الدراما
art	رسم (فن)
painting	لوحة مرسومة
painter	رسام
exercising	تدريب

musician	يتحرك
actor	مشهور بـ
sculpture	صورة فوتوغرافية
move	سعيد
famous for	حزين
photograph	ملك
happy	ملكة
sad	سعيد
king	عصبى
queen	غاضب
excited	شيق - ممتع
nervous	عصبى
angry	غاضب
exciting	شيق - ممتع
interesting	شيق - ممتع
ring	خاتم - حلقة
hold	يحمل - يمسك
sport	رياضة
fun	متعة (مرح)

Study the following sentences:

listen to music	يستمتع الى الموسيقى
play the guitar	يعزف على الجيتار
play tennis	يمارس رياضة التنس
draw a picture	يرسم صورة
collect coins	يجمع عملات معدنية
do gymnastics	يمارس رياضة الجمباز
play football	يلعب كرة القدم
go cycling	يركب الدراجة
do athletics	يمارس ألعاب القوى
What do you like doing?	ما الذى تحب القيام به؟
do crafts	يؤدى حرف يدوية
take photos	يلتقط صور فوتوغرافية



Language Use



صفحة الفيس بوك

Ahmed Shabaan Elsheshtawy

قناتي علي اليوتيوب

MrAhmed وشابك وعرفه
Shabaan Elsheshtawy

What do you like doing?

ماذا تحب أن تفعل؟

I like **playing football**.

أحب ان العب كرة القدم.

I/ You/ We + like + verb +-ing

I like **playing volleyball**.

He/she/it + likes + verb +-ing

She **likes singing**.

What does she like doing?

ماذا تحب ان تفعل؟

She likes **playing tennis**.

I like **painting and running**.

I **don't like** taking photos.

عند النفي نقول

We **like** playing basketball.

We **don't like** playing volleyball.

عند النفي نقول

He **likes** playing the guitar.

He **doesn't like** swimming.

have/ has يمتلك - يملك

e.g: I have figs./ I don't have figs.

She has figs. / She doesn't have figs.

do gymnastics

يقوم بتمرينات رياضية

do athletics

يمارس ألعاب قوي

go swimming

يذهب للسباحة

go cycling

يذهب لركوب الدراجات

Exercises



صفحة الفيس بوك

Ahmed Shabaan Elsheshtawy

قناتي علي اليوتيوب

MrAhmed وشابان ورفيقه
Shabaan Elsheshtawy



7 Mark the correct answer.

1. I like playing tennis.



2. They like swimming.



3. He likes listening to music.



4. They like playing volleyball.



7 Mark the correct answer.

1. This is a fort.



Yes

No

2. It's a tie.



3. We are doing gymnastics.



4. It's a photograph.





2 Underline the correct words in brackets.

1. I saw some (photo - photographs - maps) of children.
2. The photograph makes me (feel - fill - fly) happy.
3. What is your (favorite - favor - four) exercise?
4. I like (playing - listening - making) table tennis.
5. He is very famous for (doing - going - having) sports.
6. Let's (play - go - do) gymnastics.
7. You can (draw - play - swim) in an art club.
8. What do you like (doing - do - did)?

2 Underline the correct words in brackets.

1. I can (do - play - go) the guitar.
2. I don't like (going - swimming - playing) cycling.
3. Waleed (liking - likes - like) doing crafts.
4. They like doing (football - sports - swim).
5. Amir went to the art (shed - show - snow).
6. I try to (do - go - move) exercises every day.
7. The (sculptor - actress - actor) makes sculptures.
8. Doing crafts is (interesting - sad - bad). I love it.

3 Re-arrange the sentences/questions.

1. tennis - They - playing - like.

.....

2. Club - going - I - to - Drama - like - the.

.....

صفحة القيس بوك

Ahmed Shabaan Elsheshtawy

قناتي علي البيوتيوب

MrAhmed وشركاه وترفعه
Shabaan Elsheshtawy



Unit
12

My free time

وقت فراغي

3 Re-arrange the sentences/questions.

1. tennis - likes - playing - She - table.

2. collecting - ! - coins - like.

4 Complete the words.



d_nc_r



pa_nt_ng



sc_lpt_re



m_sic_an



_ct_r



p__nter



t_nn_s



ph_t_graph



r_nn_ng



sw_m_ing



b_sk_tball



m_s_c



v_lleyb_ll



c_cl_ng



b_k_



c__ns



5 Look and write.



I like playing



He likes playing the



They like playing

5 Look and write.



She likes



They like



He likes going

Activities on unit 12

1 Complete the words.



phot_gr_ph



t_nn_s



s__p



g__tar

2 Read and circle.

1. musician



2. bike



3. play football



3 Match.



coins

dancer

photographer

piano





4 Underline the correct words in brackets.

1. I like (playing - painting - swimming) pictures.
2. She is (listening - playing - going) to music.
3. I (do - take - go) photos.
4. What (does - do - is) you like doing?
5. Music (makes - gives - goes) me happy.
6. I like (doing - going - listening) crafts.
7. I like going (swim - swimming - swam).
8. I saw a (sculpture - skirt - music) of a king.

5 Look and write.



He is a



He is an



She likes

6 Look and tick.



1.

- I like swimming.
- I like cycling.



2.

- She is a musician.
- She is a painter.



صفحة الفيس بوك

Ahmed Shabaan Elsheshtawy

قناتي علي اليوتيوب

Mr.Ahmed وشابان ورفيقه
Shabaan Elsheshtawy



Activities



Activities based on Second Term



Activity 1

7 Mark the correct answer.



صفحة الفيس بوك

Ahmed Shabaan Elsheshtawy

قناتي علي اليوتيوب

Mr.Ahmed شهابه وعرفه
Shabaan Elsheshtawy

Yes

No

1. It is a sweater.



2. They're ten pounds.



3. It's a pineapple.



4. He likes playing tennis.



2 Underline the correct words in brackets.

1. What (are - is - am) these?
2. A baby (wants - needs - goes) milk.
3. A (farmer - nurse - baker) works at a bakery.
4. What's the weather (like - likes - liking) today?
5. Can I (has - have - having) two cucumbers?
6. Don't (listen - write - shout) in the class.
7. I often (do - go - take) swimming.
8. It's ten (pounds - pound - pond).

3 Re-arrange the sentences/questions.

1. mom - at - I - my - home - help.
2. a - works - hospital - Omar - in.

4 Complete the words.



an_m_ls



c_rr_ts



n__se



sh_rp_ner

5 Look and write.



He is a



They are



We like going



Activity 2



صفحة الفيس بوك

Ahmed Shabaan Elsheshtawy

قناتي علي اليوتيوب

MrAhmed وشرفه
Shabaan Elsheshtawy



7 Mark the correct answer.

Yes

No

1. It's sunny.



2. She is a journalist.



3. It's five o'clock.



4. Five cows



2 Underline the correct words in brackets.

1. This is my (shirt - gloves - socks).
2. Is this your doll? Yes, it's (me - my - mine).
3. My favorite (season - toy - food) is winter.
4. I'm a teacher. I (buy - build - teach) children.
5. We (go - do - watch) a movie every day.
6. The cow is (green - black - blue) and white.
7. I get (on - of - up) at seven o'clock.
8. I like (doing - going - eating) crafts.



3 Re-arrange the sentences/questions.

1. want - I - a - cake - chocolate.

2. touch - my - can - toes - I.

4 Complete the words.



sk__t



s_ak__



dan__



cl__ds

5 Look and write.



I need



She works in a



It's



Activity 3

7 Mark the correct answer.

1. A firefighter helps people.



2. I can smell the wind.



3. It's a whale.



4. I want shoes.



2 Underline the correct words in brackets.

1. Cotton comes from (wheat - plants - flour).

2. He's wearing a checked (skirt - dress - shirt).

3. A (dentist - firefighter - doctor) works in a fire station.

4. Aysel sat (down - out - up) on the sand.

5. What (tie - time - tight) is it? It's nine o'clock.

6. He's wearing (a - two - an) T-shirt.

7. I like hot and (cloudy - sunny - rainy) days.

8. A (fridge - stove - computer) heats up food.



صفحة الفيس بوك

Ahmed Shabaan Elsheshtawy

قناتي علي اليوتيوب

MrAhmed وشابان و عرفه
Shabaan Elsheshtawy

Yes

No

3 Re-arrange the sentences/questions.

1. like - the - What's - weather?
.....
2. talks - people - lots of - She - to.
.....


4 Complete the words.



ph_t_graph



t_nn_s



ele__ant



br__d


5 Look and write.



I want an



She likes



..... are vegetables.



Activity 4

7 Mark the correct answer.



صفحة الفيس بوك

Ahmed Shabaan Elsheshtawy

قناتي علي اليوتيوب

MrAhmed وشابان ورفيقه
Shabaan Elsheshtawy

Yes

No

1. The lion is dangerous.



2. I have a teddy bear.



3. An actor



4. She works in a hospital.



2 Underline the correct words in brackets.

1. She's (wear - wearing - wears) a white coat.

2. Put the mix in a (bed - bat - pan).

3. Is (she - her - hers) skirt plain?

4. I like (going - doing - taking) photos.

5. (Never - Don't - Always) listen to your teacher.

6. I'm a (doctor - carpenter - teacher). I make goods.

7. Nadia works (in - at - to) night.

8. Retaj is wearing a spotty (gloves - skirt - shoes).

3 Re-arrange the sentences/questions.

1. do - exercise - How - you - often - do?

2. go - library - the - to - Let's.

4 Complete the words.



veg_t_bles



s_mm_r



sc_lpt_r



t__

5 Look and write.



A is made of fabric.



I'm an



It's



Activity 5



صفحة الفيس بوك

Ahmed Shabaan Elsheshtawy

قناتي علي اليوتيوب

MrAhmed شحاته وعرفه
Shabana Elsheshtawy



7 Mark the correct answer.

1. Don't shout in class.



Yes

2. He's wearing a cap.



3. It's a sculpture.



4. She likes doing gymnastics.



2 Underline the correct words in brackets.

1. My favorite (food - toy - exercise) is doing gymnastics.
2. A sheep (wants - needs - goes) grass.
3. A (police officer - nurse - baker) works at a police station.
4. What (am - is - are) those?
5. The (cow - owl - elephant) is on the tree.
6. Flour is made from (cotton - wheat - bread).
7. Let's (do - go - take) to the restaurant.
8. It's nine (clock - oclock - o'clock).



3 Re-arrange the sentences/questions.

1. fruit - favorite - What's - your?

2. often - cycling - go - I.

4 Complete the words.



_ng_y __nts p_nd_ f__

5 Look and write.



Let's visit the



We eat



He has a

3 Re-arrange the sentences/questions.

1. time - it - What - is?

2. works - a - fire station - in - He.

4 Complete the words.



k_t_



f__tball



ch_ck_n



r_nn_ng

5 Look and write.



He's wearing



He's a



She gets up o'clock.



Activity 7



صفحة الفيس بوك

Ahmed Shabaan Elsheshtawy

قناتي علي اليوتيوب

MrAhmed شحاته وعرفته
Shabba Elsheshtawy



Yes

7 Mark the correct answer.

1. I eat a pie.



2. She is in a kitchen.



3. I like playing volleyball.



4. He does gymnastics



2 Underline the correct words in brackets.

1. (This - That - Those) are kites.
2. I have ten (date - a date - dates).
3. (Am - Is - Are) it a parrot?
4. The (vet - dentist - baker) checks teeth.
5. We like (doing - playing - going) football.
6. Nada likes going (swim - swims - swimming).
7. (He - She - They) like cycling.
8. I can (hear - smell - taste) a flower.



ثقافة وترفيه Mr.Ahmed Shabaan Elsheshtawy

9.4K subscribers

CUSTOMIZE CHANNEL

YOUTUBE STUDIO

HOME

VIDEOS

PLAYLISTS


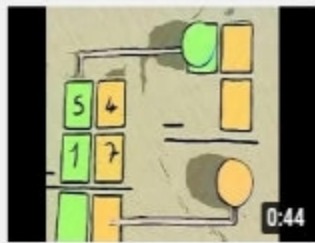
COMMUNITY

CHANNELS

ABOUT



Uploads ▶ PLAY ALL



نشاط جميل جدا لتسهيل عملية الطرح علي الأطفال 🧒🧒

3. Learn #English - Numbers. Decimal points, Percentage...

2. #Learn #English - Numbers. Cardinal & Ordina...

1. #Learn #English - Greetings. Introductions an...

1 #Learn #English - Greetings. Introductions an...

صفحة الفيس بوك

Ahmed Shabaan Elsheshtawy

سلسلة ملازم اللغة الإنجليزية

قناتي علي اليوتيوب

Mr.Ahmed قناة ثقافة وترفيه Shabaan Elsheshtawy

3 Re-arrange the sentences/questions.

3. never - at - We - drive - night.

4. are - they - What?

4 Complete the words.



_urt_e



p__nter



j_ck_t



d_nt_st

5 Look and write.



A has tall legs.



They like playing



Bread is made from



Activity 8



صفحة الفيس بوك

Ahmed Shabaan Elsheshtawy

قناتي علي اليوتيوب

MrAhmed شهابه وعرفه
Shabaan Elsheshtawy



7 Mark the correct answer.

1. They're coins.



Yes

No

2. A vet looks after sick people.



3. It's a crocodile.



4. They're playing tennis.



2 Underline the correct words in brackets.

1. A/An (actor - sculptor - painter) makes sculptures.
2. How much (does - do - are) watermelon cost?
3. (These - It's - This) are blue pants.
4. I (like - liking - likes) doing crafts.
5. (What - Where - Who) help you? My mom helps me.
6. A (fridge - stove - computer) is used to heat up food.
7. I sometimes (has - having - have) sandwiches for lunch.
8. Khan El-Khalili market is in (Bangkok - Cairo - Alexandria).

3 Re-arrange the sentences/questions.

- 1. line - stand - Always - in.
- 2. healthy - makes - me - Exercise.

4 Complete the words.



_anan_s

swi_m_ng

l_bra_y

gir_ff_

5 Look and write.



A takes photos.



She's a



A keeps food cold.



Activity 9



صفحة الفيس بوك

Ahmed Shabaan Elsheshtawy

قناتي علي اليوتيوب

MrAhmed شحاته وعرفه
Shabaan Elsheshtawy



7 Mark the correct answer.

Yes

No

1. He likes cycling.



2. Five duck



3. Carrots are vegetables.



4. He likes playing football.



2 Underline the correct words in brackets.

1. We can (play - like - day) in the sun.
2. A library has a (sleep - talk - reading) area.
3. (What - Who - When) is your favorite season? Spring.
4. I like (going - playing - taking) volleyball.
5. A/An (owl - cow - sun) is black and white.
6. I can act and sing at the (Drama Club - library - hospital).
7. He is a (doctor - vet - farmer). He looks after animals.
8. Let's go (inside - in - outside). It's sunny.

3 Re-arrange the sentences/questions.

1. like - I - to - music - listening.

2. quietly - talk - Always.

4 Complete the words.



b _ _



b_k_r



c_mp_ter



veg_t_bles

5 Look and write.



I like collecting



It's



Let's eat fish in this



Activity 10



صفحة الفيس بوك

Ahmed Shabaan Elsheshtawy

قناتي علي اليوتيوب

Mr.Ahmed شحاته وعرفه
Shabaan Elsheshtawy



7 Mark the correct answer.

1. I want to be a painter.



Yes

2. They're mangoes.



3. This is a skirt.



4. It's quarter past ten.



2 Underline the correct words in brackets.

1. (Always - Never - Do) throw your trash in the trash bin.

2. Is (they - these - it) dangerous?

3. (What - Who - When) do you do? I'm a teacher.

4. I can (hear - taste - smell) with my nose.

5. She is (a - an - some) engineer.

6. (Her - His - It) dress is blue.

7. A police officer helps us (cross - do - eat) the road.

8. We pay (at - in - for) our food.

3 Re-arrange the sentences/questions.

1. eat - We - potatoes.

2. those - much - are - How?

4 Complete the words.



eng_ne_r



b__ch



b_k_



sh__mp

5 Look and write.



He is a



I like playing



A needs flowers.



Activity 1

1. Mark (✓) the correct answer.

1. ✓ 2. x 3. ✓ 4. x

2. Underline the correct words.

1. are 2. needs 3. baker 4. like
5. have 6. shout 7. go 8. pounds

3. Re-arrange the following sentences:

1. I help my mom at home.
2. Omar works in a hospital.

4. Complete the words.

animals- carrots- nurse -sharpener

5. Look and write.

1. He is a painter.
2. They are oranges.
3. We like going swimming.

Activity 2

1. Mark (✓) the correct answer.

1. x 2. x 3. ✓ 4. x

2. Underline the correct words.

1. shirt 2. mine 3. season 4. teach
5. watch 6. black 7. up 8. doing

3. Re-arrange the following sentences:

1. I want a chocolate cake.
2. I can touch my toes.

4. Complete the words.

skirt - snake - dancer - clouds

5. Look and write.

1. I need water.
2. She works in a school.
3. It's rainy.

Activity 3

1. Mark (✓) the correct answer.

1. ✓ 2. x 3. x 4. ✓

2. Underline the correct words.

1. plants 2. shirt 3. firefighter
4. down 5. time 6. a 7. sunny
8. stove

3. Re-arrange the following sentences:

1. What's the weather like?
2. She talks to a lot of people.

4. Complete the words.

photograph -tennis -elephant - bread

5. Look and write.

1. I want an apple. 2. She likes music.
3. Potatoes are vegetables.



Activity 4 Ahmed Shabaan Elsheshtawy

1. Mark (✓) the correct answer.

1. ✓ 2. x 3. ✓ 4. x

2. Underline the correct words.

1. wearing 2. part 3. her 4. taking
5. Always 6. carpenter 7. at
8. skirt

3. Re-arrange the following sentences:

1. How often do you do exercise?
2. Let's go to the library.

4. Complete the words.

vegetables - summer - sculptor- tie

5. Look and write.

1. A T-shirt is made of fabric.
2. I'm an engineer. 3. It's 7 o'clock.

Activity 5

1. Mark (✓) the correct answer.

1. ✓ 2. ✓ 3. ✓ 4. x

2. Underline the correct words.

1. exercise 2. needs 3. police officer
4. are 5. owl 6. wheat 7. to
8. o'clock.

3. Re-arrange the following sentences:

1. What's your favorite fruit?
2. I often go cycling.

4. Complete the words.

angry - pants - panda - fly

5. Look and write.

1. Let's visit the museum.
2. We eat fish. 3. He has a computer.

Activity 6

1. Mark (✓) the correct answer.

1. ✓ 2. x 3. ✓ 4. x

2. Underline the correct words.

1. reading 2. often 3. This 4. want
5. Can 6. hot 7. eyes 8. at

3. Re-arrange the following sentences:

1. What time is it?
2. He works in a fire station.

4. Complete the words.

kite - football - chicken - running

5. Look and write.

1. He's wearing socks.
2. He's a baker.
3. She gets up at seven o'clock.