







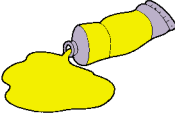












Prepared **B**y:

Mr **R**agab **A**hmed

Unit 1 - Dictation Time (I) وقت الإملاء (I)

1		مربى	11		أم
2		چاكيت	12		أب
3		خيٲ	13		أخت
4		طائرة نفاثة	14		أخ
5		أصفر	15		جد
6		زبادي	16		جده
7		ست ، ستة	17		جيتار
8		يويو	18		هو
9		عصير	19		هي
10		عشرة ، عشر	20		أنا

Unit 1 - Unscramble and write

1

11

vene le

11



and h

2

6

xsi

12



mpju

3

2

wot

13



therbro

4

3

reeth

14



fathergrand

5

4

frou

15



mothergrand

6

5

ivef

16



thermo

7



aryn

17



therfa

8



amy

18



tersis

9



ugj

19



oyo-y

10



oagt

20



gurtyo

Unit 1 - Dictation Time (3) وقت الإملاء (3)



How old you?



I'm ten. How are you?



I'm

How old are you?
I'm ten. How old are you?
I'm six.

طائرة نفاثة

مربي

برطمان

أصفر

زبادي

يويو

يقفز

كم عمرك؟

من يكون؟

خيط

أنا

هو

هي

أب

أم

جد

جده

أخ






أخت

چاكيت

Written Test 1 on Unit 1

A-Listening

1. Listen and number the pictures:



2. Listen and fill in the gaps:

A : How are you?

B : I'm ten. How old are you?

A : I'm.....

B-Reading

3. Read and match (A) with (B):

(A)	(B)
1. She is	a. juice.
2. I'm	b. ten.
3. I like	c. my brother.
4. Who is he?	d. He is my father.
	e. my mother.

4. Choose the correct word (s) between brackets:


1. He is my (sister - brother - grandmother).

2. Who is (he - she - they)? "My father."

- 3. Can you play the guitar? " Yes, I (can - can't - is)."
- 4. She is my (brother - father -mother).
- 5. (Who - What - How) is he? "He's my father."


C-Writing

5. Look at the pictures and unscramble the words:




arguit

.....




uijce

.....



herfat


.....




hermot

.....

6. Look and write a sentence under each picture:



.....



.....

7. Punctuate the following sentence:

who is he

.....

8. Copy the following sentences:

1. She is my mother.

.....



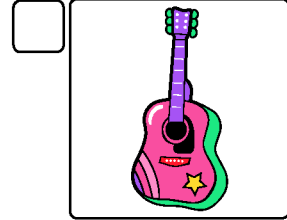


2. I'm ten years old.

.....

Written Test 2 on Unit 1

A-Listening

1. Listen and number the pictures:



2. Listen and fill in the gaps:

A : old are you?

B : I'm How old are you?

A : I'm six.

B-Reading

3. Read and match (A) with (B):

(A)	(B)
1. Who is he?	a. ten.
2. She is my	b. Yes, I can.
3. Can you play the guitar?	c. He's my father.
4. I'm	d. mother.
	e. See you tomorrow.

4. Choose the correct word (s) between brackets:

1. How old are (you - he - she)?


2. She is my (father - mother - brother).

3. Bye! (Sea - See - So) you tomorrow.

- 4. My (grandfather - sister - grandmother) is ten.
- 5. Mona is my (father - mother - grandfather)

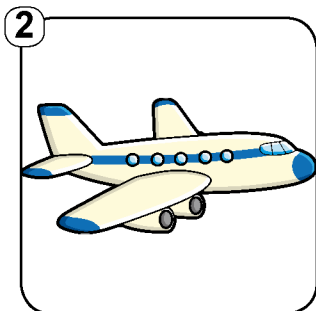
C-Writing

5. Look at the pictures and unscramble the words:



fathergrand

.....



tje

.....



kejact


.....




jma

.....

6. Look and write a sentence under each picture:



.....



.....

7. Punctuate the following sentence:

ali can play the guitar

.....

8. Copy the following sentences:





















1. Ragab is ten years old.

.....

2. Mona's father is reading a book.

.....


Unit 2 - Dictation Time (I) وقت الإملاء (I)

1		السبت	11		يتحدث
2		الأحد	12		يرسم
3		الاثنين	13		يقرأ
4		الثلاثاء	14		ينام
5		الأربعاء	15		يأكل
6		الخميس	16		قلم جاف
7		الجمعة	17		خروف صغير
8		عيد ميلاد	18		ساق ، رجل
9		فصل	19		أرنب
10		يكتب	20		يجري

Unit 2 - Unscramble and write

1 


edr

2 

ionl

3 


ghtli

4 

diora

5 


akel

6 


robot

7 

rainbow

8 

gru

9 

ghtri

10 


iceju

11 

ughla

12 


awdr

13 

lerett

14 


ockr

15 


esy

16 


rdea

17 


monle

18 

eta

19 

egl

20 

bitrab

Unit 2 - Dictation Time (3) وقت الإملاء (3)



Is today..... ?



....., it's Tuesday.



Yay! My is on Wednesday!



.....!

أنا

يأكل

هو

هي

خروف صغير

ساق ، رجل

راديو

ليمون

أرنب

أحمر

١١

١٢

١٣

١٤

١٥

١٦

١٧

١٨

١٩

٢٠

الإثنين

فصل دراسي

الثلاثاء

عيد ميلاد

رائع

يكتب

يتحدث

يرسم

يقرأ

ينام

١

٢

٣

٤

٥

٦

٧

٨




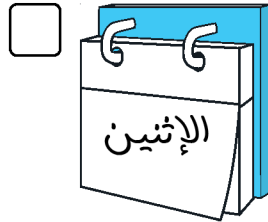

٩

١٠

Written Test 1 on Unit 2

A-Listening

1. Listen and number the pictures:



2. Listen and fill in the gaps:

A : Is today

B : No, it's Tuesday.

A : Yay! My birthday is Tuesday.

B : Cool!

B-Reading

3. Read and match (A) with (B):

(A)	(B)
1. Who's she?	a. No, it's Monday.
2. Is today Sunday?	b. Friday.
3. My birthday is on	c. are you?
4. How old	d. My father.
	e. My mother.

4. Choose the correct word (s) between brackets:

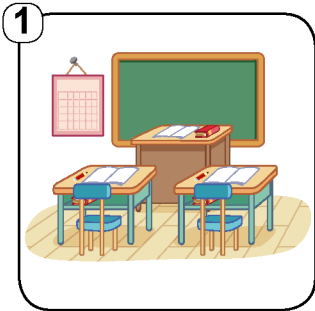
1. Is today Monday? "(Yes - No - Is), it is.

2. My birthday (am - is - are) on Tuesday.

- 3. Is today (Monday - boy - girl)? "No, it's Friday."
- 4. She is (eating - sleeping - talking) an apple.
- 5. He (am - is - are) reading.


C-Writing

5. Look at the pictures and unscramble the words:



roomclass

.....



abrbit

.....



daybirth


.....




tewri

.....

6. Look and write a sentence under each picture:



.....



.....

7. Punctuate the following sentence:

my birthday is on Wednesday

.....

8. Copy the following sentences:

1. It's Tuesday.

.....

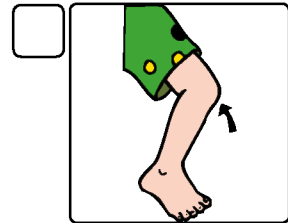




2. Monday and Sunday are days.

.....

Written Test 2 on Unit 2

A-Listening

1. Listen and number the pictures:



2. Listen and fill in the gaps:

A : Is Monday?

B : No, it's Tuesday.

A : Yay! My is on Tuesday.

B : Cool!

B-Reading

3. Read and match (A) with (B):

(A)	(B)
1. No, it's	a. My father.
2. Who's he?	b. a pen, please?
3. May I borrow	c. you are.
4. Sure. Here	d. My sister.
	e. Tuesday.

4. Choose the correct word (s) between brackets:

1. (I - It - She) am drawing.

2. It's (sleep - sleeps - sleeping).


3. Yay! My birthday is (in - on - at) Monday.

4. Is today Sunday? "Yes, it (am - is - are).

5. "Monday" is a (bird - colour - day).


C-Writing

5. Look at the pictures and unscramble the words:




bowrain

.....



borot

.....



ioln


.....



uijce

.....

6. Look and write a sentence under each picture:



.....



.....

7. Punctuate the following sentence:

they are reading new books

.....

8. Copy the following sentences:

1. Ragab is drawing a nice car.

.....















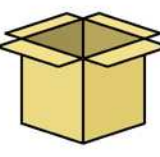





2. Don't sleep in the classroom.

.....

Unit 3 - Dictation Time (I) وقت الإملاء (I)

1		عيد ميلاد	11		ملكة
2		سعيد	12		بطة
3		يفتح	13		صندوق
4		يبكي	14		علامة استفهام
5		يعني	15		فنجان
6		يصرخ ، يصيح	16		حلوى
7		يجري	17		ثور
8		يضحك	18		ظهر
9		يمشي	19		ثعلب
10		قطعة	20		شاحنة

Unit 3 - Unscramble and write

1		alkw	11		unr
		_____			_____
		_____			_____
2		tca	12		lghau
		_____			_____
		_____			_____
3		enop	13		sgin
		_____			_____
		_____			_____
4		ryc	14		ousht
		_____			_____
		_____			_____
5		daybirth	15		aphpy
		_____			_____
		_____			_____
6		eenqu	16		cdyan
		_____			_____
		_____			_____
7		ucdk	17		xo
		_____			_____
		_____			_____
8		oxb	18		acbkc
		_____			_____
		_____			_____
9		mark question	19		oxf
		_____			_____
		_____			_____
10		eta	20		trkuc
		_____			_____
		_____			_____

Unit 3 - Dictation Time (3) وقت الإملاء (3)



This is you.



..... birthday.



Thanks.



You're welcome. it.

هذا ، هذه

أنا

نحن

قطة

ملكة

شاحنة

ثعلب

ظهر

ثور

علامة استفهام

شكراً

عيد ميلاد سعيد

يبكى

يغني

يصرخ

يجري

يضحك

يمشي

حلوى

فنجان

١١

١٢

١٣

١٤

١٥

١٦

١٧

١٨

١٩

٢٠

١

٢

٣

٤

٥

٦

٧

٨



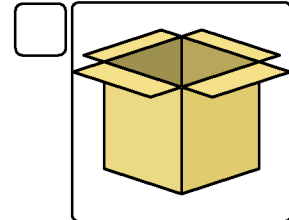


٩

١٠

Written Test 1 on Unit 3

A-Listening

1. Listen and number the pictures:



2. Listen and fill in the gaps:

A : This for you.

B : Happy birthday.

A :

B : You're welcome.

B-Reading

3. Read and match (A) with (B):

(A)	(B)
1. Happy	a. for you.
2. This is	b. am eating.
3. They are	c. run
4. I	d. singing.
	e. birthday.

4. Choose the correct word (s) between brackets:

1. (These - Those - This) is for you.

2. You (am - is - are) welcome.

- 3. A: (Thanks - How - Who). B: You're welcome.
- 4. You're welcome. (Opens - Open - opening) it.
- 5. I (am - is - are) eating.

C-Writing

5. Look at the pictures and unscramble the words:



sgin

.....



acbkc

.....



souht


.....



ructk

.....

6. Look and write a sentence under each picture:



.....



.....

7. Punctuate the following sentence:

i like candy and juice

.....

8. Copy the following sentences:

1. This is a yellow duck.

.....



2. This is for me.

.....

Written Test 2 on Unit 3

A-Listening

1. Listen and number the pictures:



2. Listen and fill in the gaps:

A : This is you.

B : Happy birthday.

A : Thanks.

B : You're.....

B-Reading

3. Read and match (A) with (B):

(A)	(B)
1. You	a. for you.
2. She	b. walking.
3. They are	c. are welcome.
4. This is	d. Happy birthday.
	e. is laughing.

4. Choose the correct word (s) between brackets:


1. He (am - is - are) sleeping.

2. This is (on - in - for) you.

- 3. We (am - is - are) singing.
- 4. Girls (am - is - are) laughing.
- 5. This (am - is - are) for you.


C-Writing

5. Look at the pictures and unscramble the words:




qenu

.....



dkuc

.....



nru

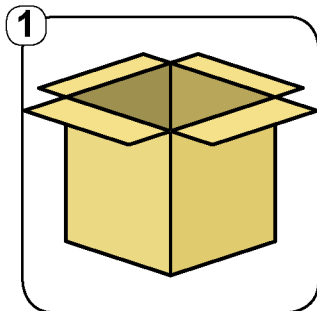
.....




aulgh

.....

6. Look and write a sentence under each picture:



.....



.....

7. Punctuate the following sentence:

they are eating fish and rice

.....

8. Copy the following sentences:

1. He is crying.

.....

2. She is singing a song.

.....

Unit 4 - Dictation Time (I) وقت الإملاء (I)

- | | | | | | |
|----|---|------------------|----|--|-------------|
| 1 |  | يرتدي الملابس | 11 |  | مطر |
| 2 |  | يأكل الإفطار | 12 |  | كعك |
| 3 |  | يمشي إلى المدرسة | 13 |  | يلعب |
| 4 |  | يدرس الإنجليزية | 14 |  | يرسم ، يلون |
| 5 |  | يشاهد التلفزيون | 15 |  | بحيرة |
| 6 |  | يأخذ دش | 16 |  | فطيرة |
| 7 |  | جوعان | 17 |  | قطار |
| 8 |  | يمشي | 18 |  | عنب |
| 9 |  | يجري | 19 |  | ثمانية |
| 10 |  | شهر مايو | 20 |  | شجرة |

Unit 4 - Unscramble and write

1



ayd

2



ays

3



mdai

4



amge

5



amen

6



tesda

7



atel

8



apet

9



ainbr

10



apesgr

11



ayM

12



dressed get

13



breakfast eat

14



walk school to

15



English study

16



TV watch

17



a shower take

18



ainr

19



akec

20



aypl

Unit 4 - Dictation Time (3) وقت الإملاء (3)



Hello?



Hello. May I to Hisham, please?



Sure. on.



..... problem.

شهر مايو

بلح

مطر

كيك

يلعب

بحيرة

فطيرة

قطار

عنب

شجرة

من فضلك

بالتأكيد

لا مشكلة

يرتدي الملابس

يأكل الإفطار

يمشي إلى المدرسة

يذاكر الإنجليزية

يشاهد التلفزيون






يأخذ دش

ماذا تفعل؟

Written Test 1 on Unit 4

A-Listening

1. Listen and number the pictures:



2. Listen and fill in the gaps:

A : Hello?

B : Hello. May I speak Hisham, please?

A : Sure. on.

B : No problem.

B-Reading

3. Read and match (A) with (B):

(A)	(B)
1. He is taking a	a. in.
2. Hold	b. problem.
3. No	c. you doing?
4. What are	d. on.
	e. shower

4. Choose the correct word (s) between brackets:


1. Sure. Hold (in - from - on).

2. (Yes - No - Yay) problem.

3. He's getting (dress - a dress - dressed).
4. What is (he - they - you) doing?
5. May I (drink - speak - eat) to Ragab, please?

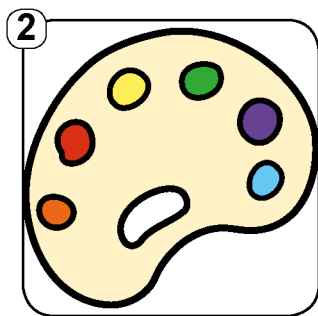
C-Writing

5. Look at the pictures and unscramble the words:




rnai

.....




pntai

.....



akle


.....



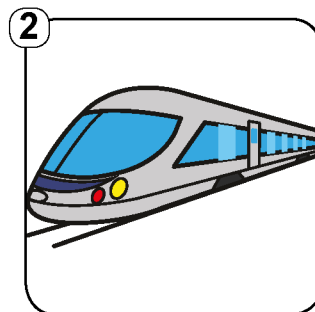
iep

.....

6. Look and write a sentence under each picture:



.....



.....

7. Punctuate the following sentence:

ragab is studying English

.....

8. Copy the following sentences:

1. He is taking a shower.

.....



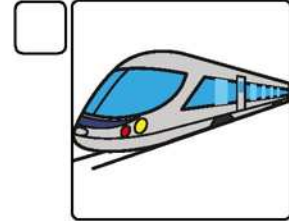


2. She is getting dressed.

.....

Written Test 2 on Unit 4

A-Listening

1. Listen and number the pictures:



2. Listen and fill in the gaps:

A : Hello?

B : Hello. May I to Hisham, please?

A : Sure. Hold on.

B : problem.

B-Reading

3. Read and match (A) with (B):

(A)	(B)
1. What is she	a. studying English.
2. They are	b. to school.
3. He is walking	c. breakfast.
4. We are eating	d. dressed.
	e. doing?

4. Choose the correct word (s) between brackets:


1. He is watching (shower - English - TV).

2. They are (get - getting - gets) dressed.

- 3. He (am - is - are) taking a shower.
- 4. What is (it - we - they) doing?
- 5. I'm studying (ten - six - English).

C-Writing

5. Look at the pictures and unscramble the words:




apegrs

.....




lapy

.....



hgryun


.....



TV atwch

.....

6. Look and write a sentence under each picture:



7. Punctuate the following sentence:

may I speak to Ragab, please

.....

8. Copy the following sentences:

1. He is watching TV now.

.....

2. They are hungry and thirsty.

.....

Unit 5 - Dictation Time (I) وقت الإملاء (I)

1

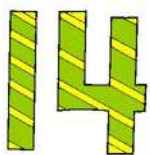


فرنسا

2



3



4



5



6



7



8



9



10



11



12



13



14



نحلة

15



أقدام

16



ينام

17



لحم

18



يأكل

19



شاي

20



بحر

Unit 5 - Unscramble and write

1



ekne

2



apet

3



reeth

4



-yyoo

5



epje

6



eetr

7



eard

8



ansbe

9




eepsh

10



ancle

11



tsea

12



eesds

13



eakb

14




keba

15



easp

16



eetb

17



eepsl

18




eetf

19



eeb

20



eatm

Unit 5 - Dictation Time (3) وقت الإملاء (3)



Where are you



I'm France.



Oh! You speak very well.



Thank you much.

لحم

يقرأ

شاي

بحر

شريط لاصق

يوليو

سيارة جيب

شجرة

خروف

فول

١١

١٢

١٣

١٤

١٥

١٦

١٧

١٨

١٩

٢٠

أين؟

كم عمر؟

من؟

فرنسا

اللغة الإنجليزية

يتحدث

نحلة

أقدام

ركبة

ينام

١

٢

٣

٤

٥

٦

٧

٨


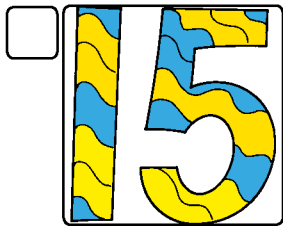

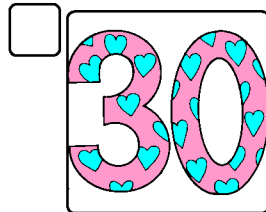

٩

١٠

Written Test 1 on Unit 5

A-Listening

1. Listen and number the pictures:



2. Listen and fill in the gaps:

A : Where you from?

B : I'm from France.

A : Oh! You speak English well.

B : Thank you very much.

B-Reading

3. Read and match (A) with (B):

(A)	(B)
1. What are	a. very much.
2. Thank you	b. France.
3. I'm from	c. is it?
4. What time	d. It's seven o'clock.
	e. you doing?

4. Choose the correct word (s) between brackets:


1. (Who's - How's - Where) are you from?

2. I'm (to - from - on) France.

- 3. You (speaks - speaking - speak) English very well.
- 4. (Think - Thank - Thanking) you very much.
- 5. Two and three is (ten - twenty - five).


C-Writing

5. Look at the pictures and unscramble the words:



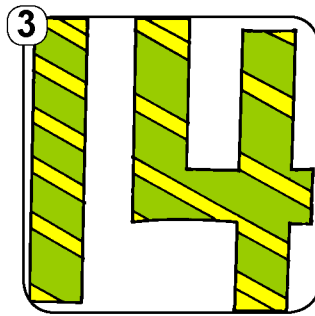
nteenine

.....



eiteengh

.....



oufrteen

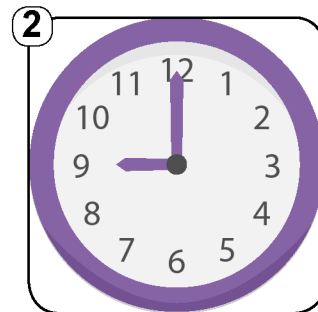
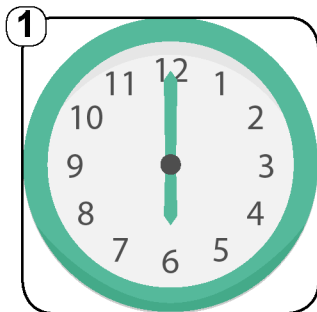
.....



ftfiy

.....

6. Look and write a sentence under each picture:



.....

7. Punctuate the following sentence:

it's eight o'clock

.....

8. Copy the following sentences:

1. I'm eating breakfast.

.....


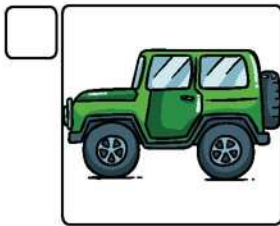

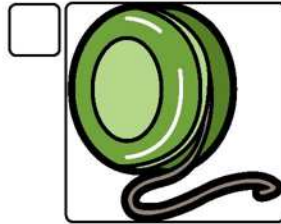
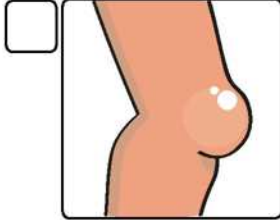
2. He's watching TV.

.....

Written Test 2 on Unit 5

A-Listening

1. Listen and number the pictures:



2. Listen and fill in the gaps:

A : Where are you

B : I'm from France.

A : Oh! You English very well.

B : Thank you very much.

B-Reading

3. Read and match (A) with (B):

(A)	(B)
1. What time is it?	a. I'm from France.
2. It's three	b. TV.
3. Where are you from?	c. He is eating.
4. He is watching	d. It's five o'clock.
	e. o'clock.

4. Choose the correct word (s) between brackets:

1. "Ten" is a (colour - bird - number).

2. Oh! (He - She - You) speak English very well.

- 3. You speak English very (will - well - wall).
- 4. What (time - colour - bird) is it? "One o'clock."
- 5. It's two (clock - o'clock - a clock).

C-Writing

5. Look at the pictures and unscramble the words:



eeft

.....



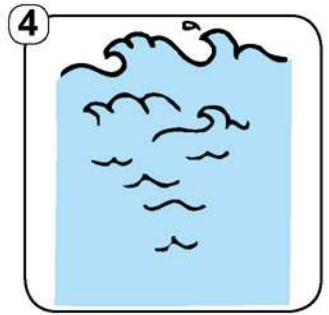
ebe

.....



upc

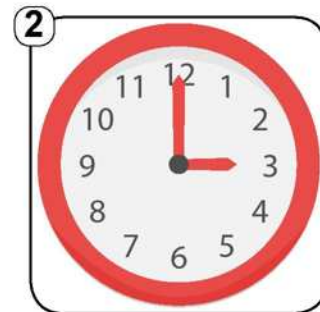
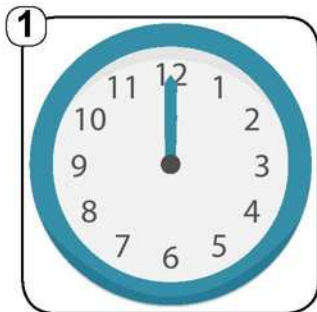
.....



eas

.....

6. Look and write a sentence under each picture:



7. Punctuate the following sentence:

thank you very much

.....

8. Copy the following sentences:

1. It's three twenty.

.....

2. It's ten o'clock.

.....


Unit 6 - Dictation Time (I) وقت الإملاء (I)



الجيزة




بنى



مكان




أبيض



يجب



أسود



وردة



دراجة



محل



خمسة



أحمر



طيارة ورق



أصفر



ضوء




أزرق



ليل



أخضر



ضيق ، مشدود




برتقالي




شريط لاصق

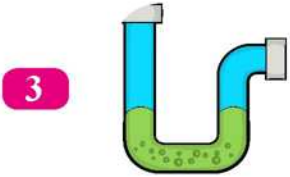
Unit 6 - Unscramble and write




ghtri



eatm



pepi



eetb



akel



tebi



ider



keli



werflo



opsh



edr



lowyel



lueb




gnree




ghtli



ghnit



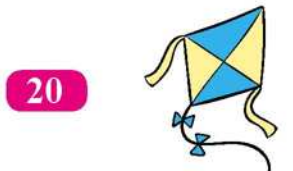
ighttt



apet



ebik



itek

Unit 6 - Dictation Time (3) وقت الإملاء (3)



Where do you



I live Giza.



Oh, really? Me,



It's a place.

أحمر

أخضر

أزرق

أبيض

أسود

برتقالي

أصفر

بحيرة

يحب

طائر

١١

١٢

١٣

١٤

١٥

١٦

١٧

١٨

١٩

٢٠

دراجة

يمين

ضيق ، مشدود

خمسة

طيارة ورق

ضوء

ليل

شريط لاصق

ماسورة

لحم

١

٢

٣

٤

٥

٦

٧

٨



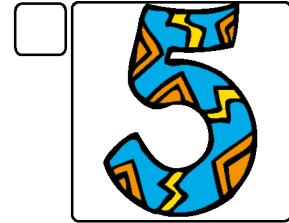


٩

١٠

Written Test 1 on Unit 6

A-Listening

1. Listen and number the pictures:



2. Listen and fill in the gaps:

A : Where do you

B : I live in Giza.

A : Oh, really? Me, too.

B : It's a place.

B-Reading

3. Read and match (A) with (B):

(A)	(B)
1. This is	a. you very much.
2. Thank	b. red flower.
3. This is a	c. are green trees.
4. These	d. for you.
	e. It's blue.

4. Choose the correct word (s) between brackets:


1. Where (do - doing - does) you live?

2. (I - He - She) live in Giza.

- 3. (These - Those - This) is a white flower.
- 4. I like Giza. (He's - She's - It's) a nice place.
- 5. (This - These - Those) is a blue pen.


C-Writing

5. Look at the pictures and unscramble the words:




Gzai

.....




blkac

.....



litgh



.....



thtig

.....

6. Look and write a sentence under each picture:



7. Punctuate the following sentence:

those are yellow flowers

.....

8. Copy the following sentences:

1. Ragab lives in Giza.

.....






2. It's a nice place.

.....

Written Test 2 on Unit 6

A-Listening

1. Listen and number the pictures:



2. Listen and fill in the gaps:

A : Where you live?

B : I live in Giza.

A : Oh, really? Me, too.

B : It's a place.

B-Reading

3. Read and match (A) with (B):

(A)	(B)
1. Are you finished?	a. you live?
2. Where do	b. very much.
3. Thank you	c. is it?
4. What time	d. No, not yet.
	e. This is a red pen.

4. Choose the correct word (s) between brackets:

1. This (am - is - are) red.

2. (These - Those - That) is a red flower.

3. (This - These - That) are black birds.

4. Where do you (lives - living - live)?

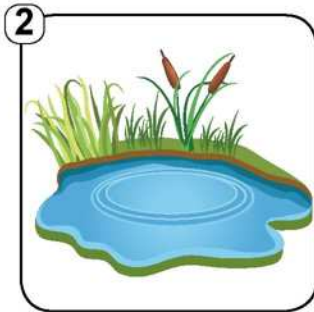
5. I live (from - to - in) Giza.

C-Writing

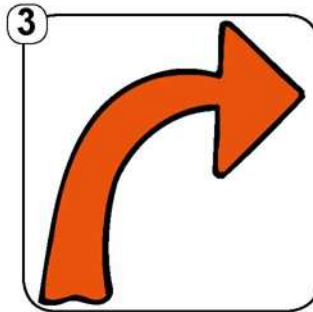
5. Look at the pictures and unscramble the words:



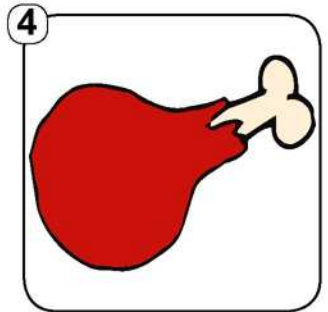
ikle



akle


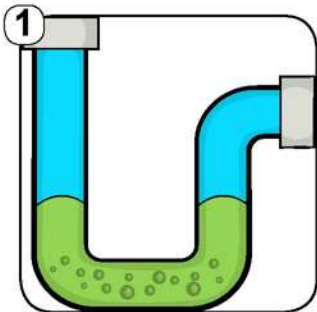


rhtig



atme

6. Look and write a sentence under each picture:



7. Punctuate the following sentence:

it's two thirty

8. Copy the following sentences:

1. Those are blue butterflies.

2. These are white ducks.