

WELCOME



Table of Contents

Unit 1	My day	page 2
Unit 2	My house	21
Unit 3	Let's find it	34
Unit 4	Let's have fun	49
Unit 5	At the restaurant	62



Unit 1 My day



Day/..... Date/.....



يتعلم الابنية في هذا الدرس :
الحديث عن الروتين اليومي والعادات اليومية ...

I wash my face at five o'clock.

أنا أغسل وجهي الساعة الخامسة تماماً.

wash



I eat my breakfast at six o'clock.


أنا أتناول إفطاري الساعة السادسة تماماً.

breakfast

I go to school at seven o'clock.

يتعلم الابنية:

أنه يجب استخدام (at) قبل الساعة ..
at nine / ten o'clock / ...



Unit 1



Colour the pictures and complete the sentences:

I play football o'clock.




I get up o'clock.



I pray times a day.



Day/..... Date/.....



يتعلم الابنية في هذا الدرس :
تحديد الوقت ...

It's one o'clock.

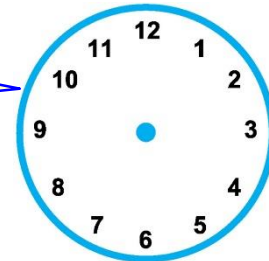


It's nine o'clock.

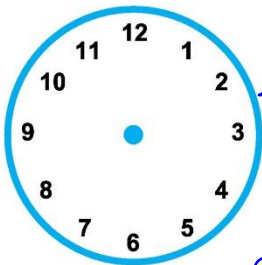


Set the time:

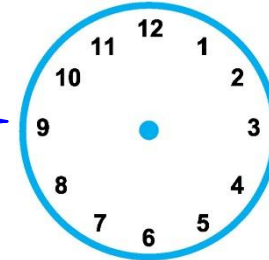
It's two o'clock.



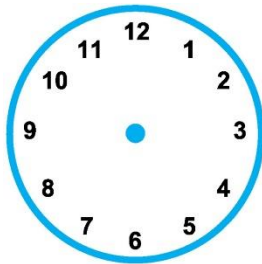
It's five o'clock.



It's eight o'clock.



It's eleven o'clock.



Unit 1



Day/..... Date/.....



يتعلم الابنة في هذا الدرس :

... (listen) ، (write) ، (brush) كلمات ☆

brush



I brush my teeth at six o'clock.



teeth



I write my homework at three o'clock.

write

I listen to music at seven o'clock.



listen



Worksheet

Day/ Date/

Listen and tick the correct picture:



I play basketball at four o'clock.

Listen and tick the correct picture:






I listen to the Quran at ten o'clock.

Worksheet

Day/ Date/

Write the missing letters:



Re-order the words to make a sentence:

my - brush - teeth - I - 6 o'clock - at

Handwriting practice lines consisting of four sets of three horizontal lines (top, middle dashed, bottom) for writing the re-ordered sentence.

Unit 1

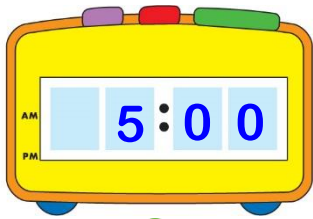


Day/..... Date/.....



يتعلم الابنة في هذا الدرس :

السؤال (What time do you?)

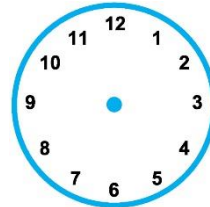


It's five o'clock.




What time do you wash your face?

I wash my face at



What time do you brush your hair?

I brush my hair at



Worksheet

Day/ Date/

Listen, draw and colour:

Match and write the words:

wa ite _____

wr sh _____

Re-order the words to make a sentence:

everyday – play – I – football

Unit 1



Day/..... Date/.....



يتعلم الابنية في هذا الدرس :
أيام الأسبوع ...

Days of the Week	
Sunday	Sun.
Monday	Mon.
Tuesday	Tues.
Wednesday	Wed.
Thursday	Thurs.
Friday	Fri.
Saturday	Sat.

What do you do on Monday?

I read some books.

What do you do on Friday?

I go to the mosque.



Complete:

Su	M	
Tu	W	
Th	F	Sa





Cut and paste the days of the week in the correct order:

Monday

Saturday

Friday

Sunday

Thursday

Tuesday

Wednesday

1

2

3

4

5

6

7



What do you do on Thursday?

I go to the club.

What does your mother do on Friday?

يتعلم الابن/ة إضافة حرف "s"

She goes shopping.



Unit 1



Day/ Date/




Write the missing days:

Saturday – Monday – Thursday – Tuesday - Sunday

Yesterday	Today	Tomorrow
	Friday	
Sunday		
		Monday

Colour and match to the words:



listen

write

pray

brush



Phonics Time



Listen and repeat:



We always say pray 5 times a day.

يتعلم الابنية:

أن هذه الكلمات لها نفس الصوت في نهاية الكلمة ، ويكتب (ay) ..



say

pray

day

way



clay




pay



ray



كلمات
تنتهي بـ
..(ay)



play

hay



May

Phonics Time



Listen and repeat:

Let's take some steps up the stairs to watch the stars.

يتعلم الابدانة:

أن هذه الكلمات لها نفس الصوت في بداية الكلمة ، ويكتب (st) ..

step

stairs

star




stop



stand



story



street



كلمات
تبدأ بـ
..(st)

stay



strawberry



Worksheet

Day/ Date/

Circle the odd one out:

wash



pay



play



star



Sunday



strawberry



Group the rhyming words:

star – play – stop – day

today – street – stand – way

Choose



st ay



st ay

Worksheet

Day/ Date/

Choose and complete:



pr



ar

Tick the correct picture:



Worksheet

Day/..... Date/.....

Fill in the missing sound:



d



air

Read and match to the pictures:



Let's play football.



These are my steps.





TEST TIME



Listening [2 Marks]

A: Listen and tick the correct picture (2 X ½ = 1):

I wash my face.



I write my lessons.



B: Listen and number the correct picture (2 X ½ = 1):



1. I brush my teeth everyday.
2. I pray everyday.



Reading [3 Marks]

A: Match to the correct picture (2 X 1 = 2):



✿ I brush my hair.



✿ I wash my face.



B: Group rhyming words (2 X ½ = 1):

step – pay – stay – story

Unit 1



Writing [3 Marks]

A: Re-order words to make sentences (2 X 1 = 2):

my - eat - I - at - breakfast - o'clock - six

Handwriting practice lines (blue top and bottom lines, dashed blue middle line, red baseline) for writing the first sentence.



the Quran - She - to - everyday - listens

Handwriting practice lines (blue top and bottom lines, dashed blue middle line, red baseline) for writing the second sentence.



B: Write the missing letters (2 X ½ = 1):

