

State of Kuwait  
Ministry of Education  
That Alsawari primary school

# WORKBOOK

## GRADE 1B


Prepared by Teacher:  
Amal Alrawi

[WWW.KveduFiles.Com](http://WWW.KveduFiles.Com)



Name : \_\_\_\_\_

Class : \_\_\_\_\_



ولي/ ولية الأمر المحترم/ة.. يرجى منكم  
القيام بتحميل البرنامج المجاني والمدرج  
اسمه أدناه وذلك لأن المذكرة تحتوي على  
فيديو تفاعلي لكل درس وسيفيد الطالبة  
ويفيدكم في مراجعة النطق الصحيح  
لأصوات الأحرف.



يرجى استخدام كاميرة البرنامج وتمريها

عند المرور بعلامة الباركود التالية

على العلامة ليتم تشغيل الفيديو.  
[WWW.KweduFiles.Com](http://WWW.KweduFiles.Com)



### QR Reader for iPhone 12+

QR Code, Barcode & NFC Scanner

TapMedia Ltd

#5 in Utilities

★★★★★ 4.4, 3.1K Ratings

Free - Offers In-App Purchases



### QR Reader for Android

tapmedia Productivity

3+

Contains Ads

Add to Wis



[WWW.KweduFiles.Com](http://WWW.KweduFiles.Com)





Colour it

P P

Match it

panda

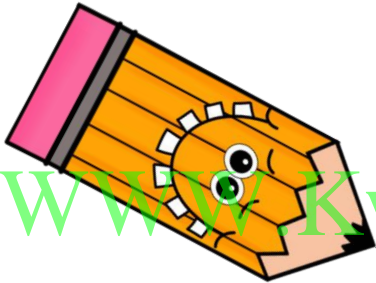
piano

plane



Teacher: Amal Alrowai  
That Alsawaru School

Write the letter p in the space below.



e n

Circle all the letter p's in the words below.

hop

pot

please


play

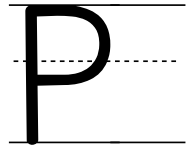
pan

purple

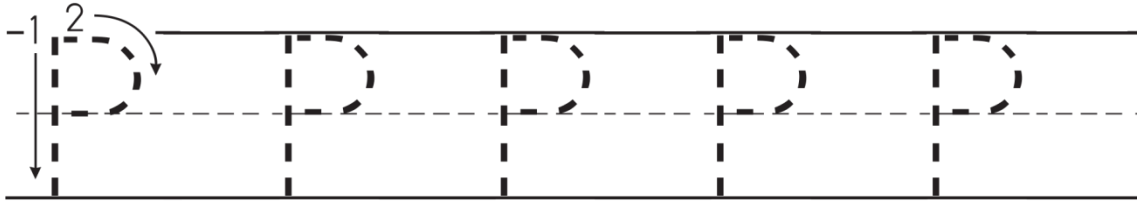


circle and color the picture that starts with the letter P :





Trace the letter P



1


Circle the lowercase **p** in the sentence below.

Puppies make me happy.

2

Draw a line by following the dots & numbers


www.kwedufiles.com





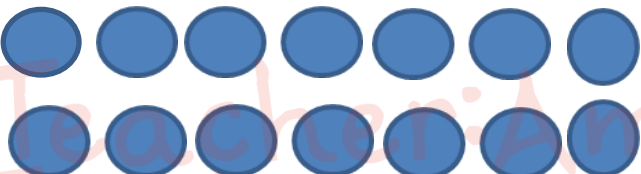

Prepared by : Miss Amal Alrawi  
That Alsawari school

3

Now trace the letter **P p** , then copy it yourself.



# Count and colour

	<table border="1"><tbody><tr><td></td><td></td><td></td><td></td><td></td></tr><tr><td></td><td></td><td></td><td></td><td></td></tr><tr><td></td><td></td><td></td><td></td><td></td></tr></tbody></table>															
	<table border="1"><tbody><tr><td></td><td></td><td></td><td></td><td></td></tr><tr><td></td><td></td><td></td><td></td><td></td></tr><tr><td></td><td></td><td></td><td></td><td></td></tr></tbody></table>															
	<table border="1"><tbody><tr><td></td><td></td><td></td><td></td><td></td></tr><tr><td></td><td></td><td></td><td></td><td></td></tr><tr><td></td><td></td><td></td><td></td><td></td></tr></tbody></table>															
	<table border="1"><tbody><tr><td></td><td></td><td></td><td></td><td></td></tr><tr><td></td><td></td><td></td><td></td><td></td></tr><tr><td></td><td></td><td></td><td></td><td></td></tr></tbody></table>															
	<table border="1"><tbody><tr><td></td><td></td><td></td><td></td><td></td></tr><tr><td></td><td></td><td></td><td></td><td></td></tr><tr><td></td><td></td><td></td><td></td><td></td></tr></tbody></table>															



Colour it



Match it

camel



crab



cow



Teacher: Amal Alrawi  
That Alsawari School

Write the letter **c** in the space below.



a t

\_\_\_\_\_

Circle all the letter **c**'s in the words below.

car

cup

cow

cake

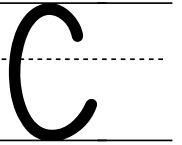
cat

can

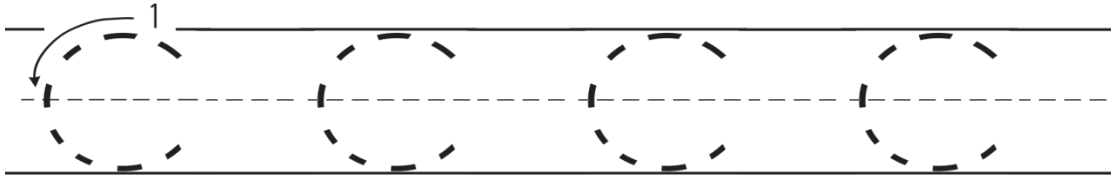


Cut and past pictures start with **C** :

--	--	--



Trace the letter C



1



Circle the lowercase **c** in the sentence below.

The clown loves cotton candy.

2

Draw a line by following the dots & numbers

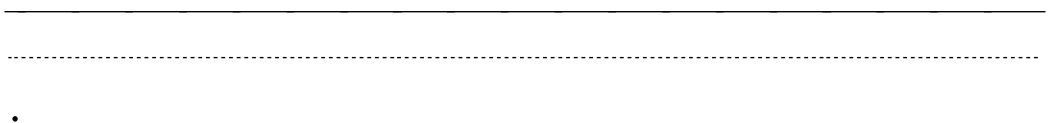
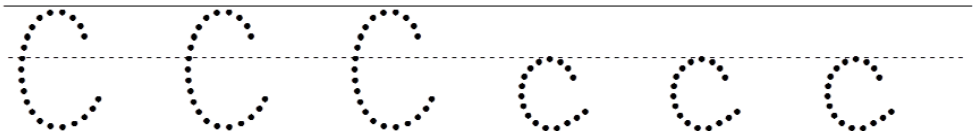
www.kwedufiles.com



Prepared by : Miss Amal Alrawi  
That Alsawari school

3

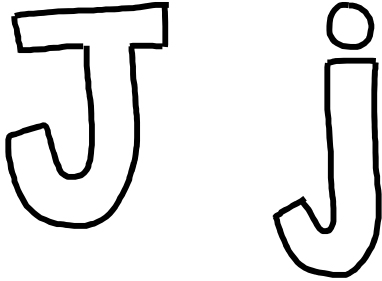
Now trace the letter **C c** , then copy it yourself.







Colour it




Match it

jam

gem

jacket

Write the letter **j** in the space below.



e t

\_\_\_\_\_

Circle all the letter **j**'s in the words below.

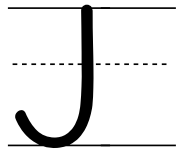
joke jog

joy jump

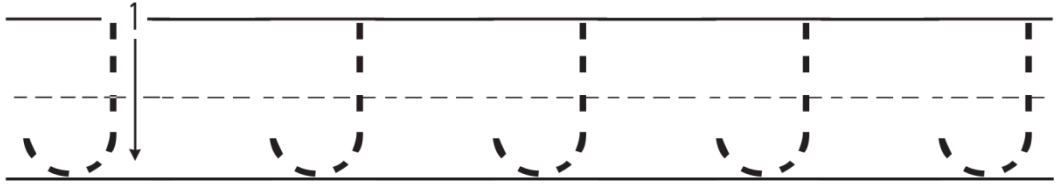
jam just



Draw a **J**ellyfish and colour it:



Trace the letter J



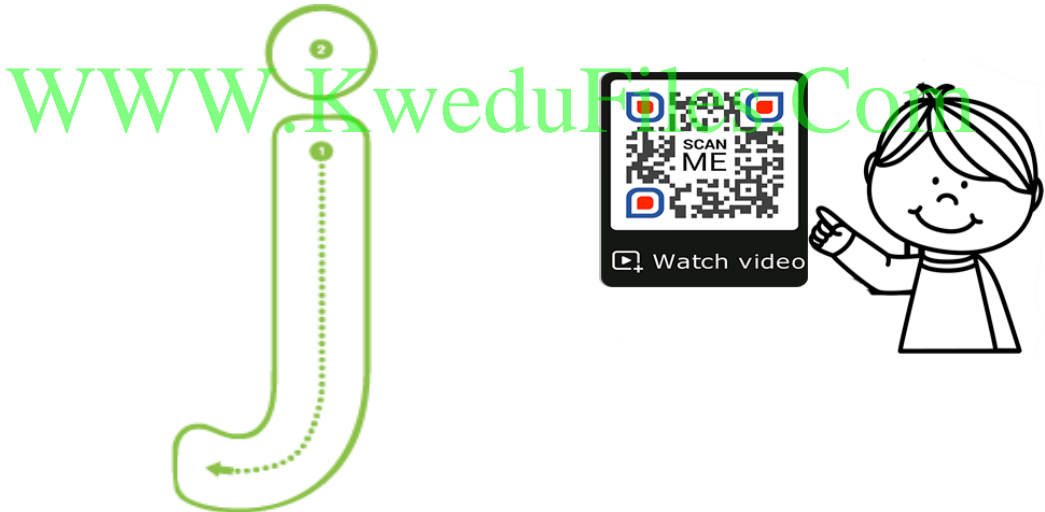
1

Circle the lowercase j in the sentence below.

Jake jogs every day with Jen.

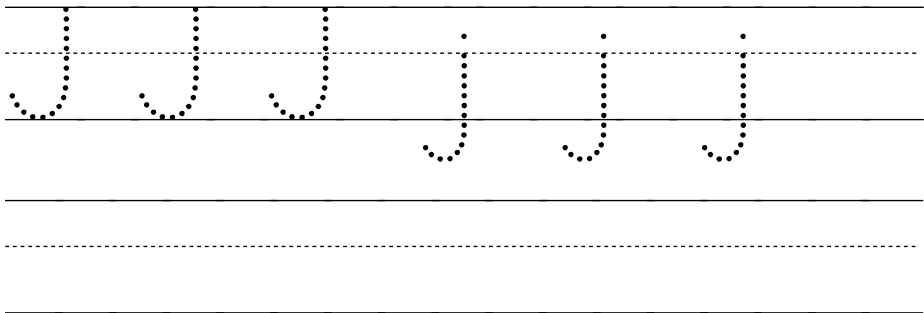
2

Draw a line by following the dots & numbers



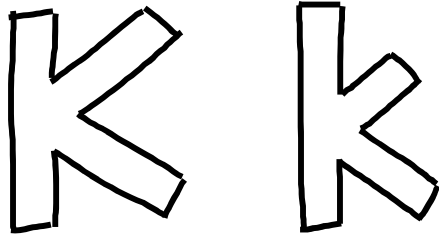
3

Now trace the letter J j, then copy it yourself.







Colour it



Match it

koala	
kettle	
king	

Write the letter **k** in the space below.




\_\_\_\_\_ e y

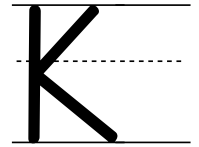
Circle all the letter **k**'s in the words below.

look knot  
 kit keep  
 kind cake

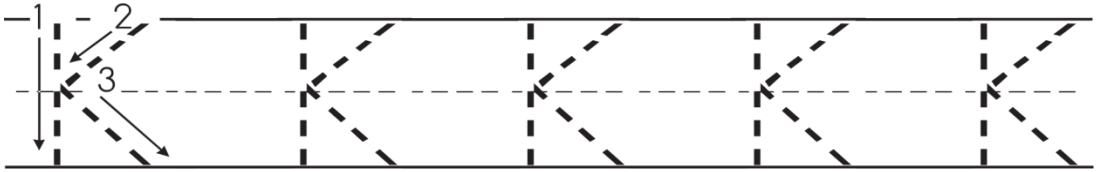


Trace the dots to draw a **K**angaroo then colour it :





Trace the letter K



1


Circle the lowercase **k** in the sentence below.

Jack plays kickball with Kate.

2

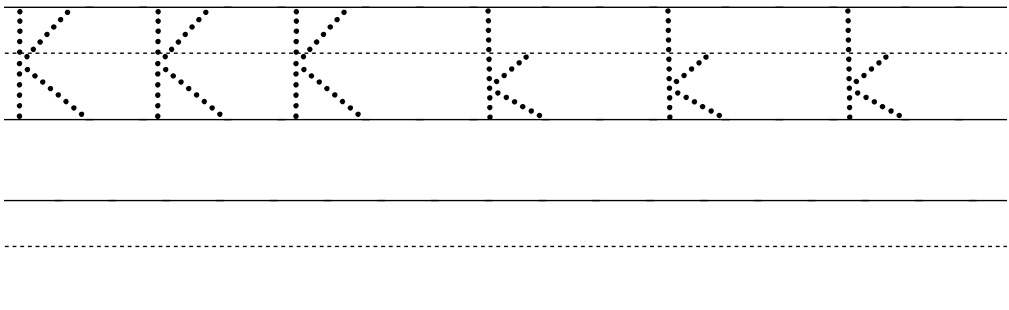
Draw a line by following the dots & numbers

www.KweduFiles.Com



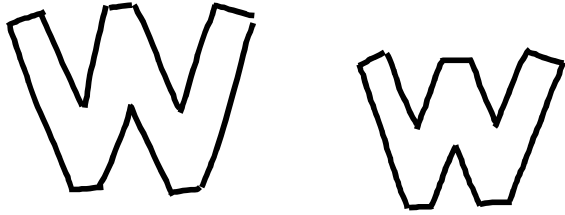
3

Now trace the letter **K k**, then copy it yourself.






Colour it



Match it

well	
window	
water	

Write the letter **w** in the space below.



h a l e

Circle all the letter **w**'s in the words below.

we who

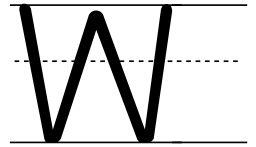
why with

what cow

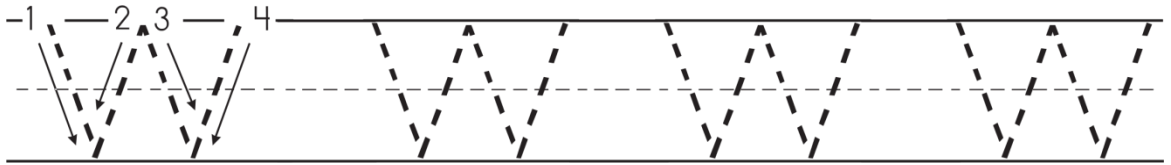


Cut and past pictures start with **w** :

--	--	--



Trace the letter W



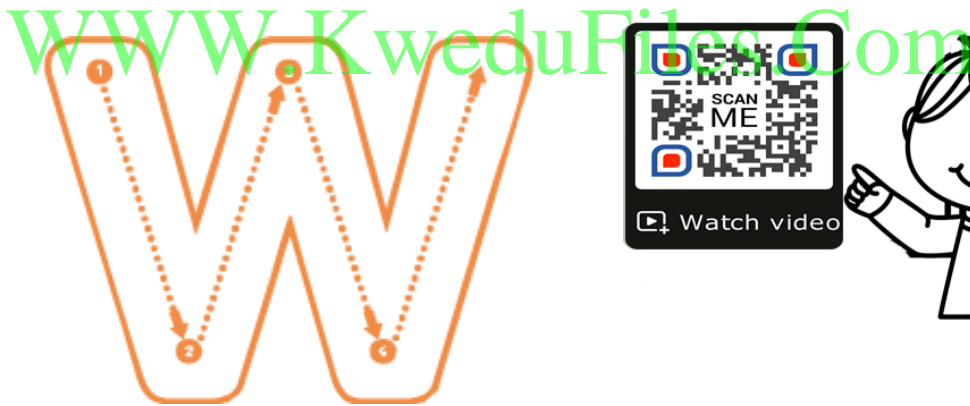
1

Circle the lowercase **w** in the sentence below.

We went whale watching today.

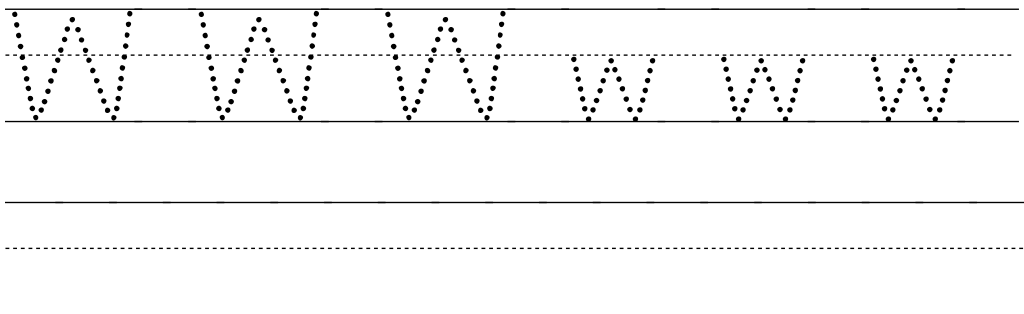
2

Draw a line by following the dots & numbers

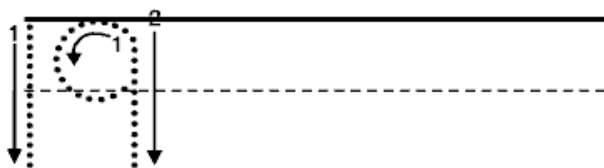
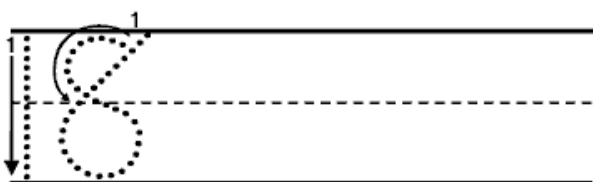
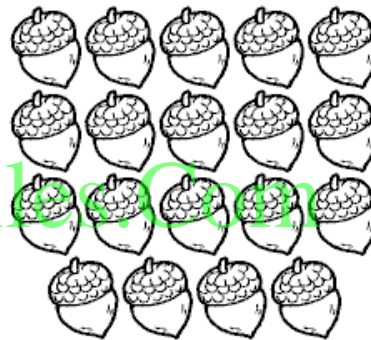
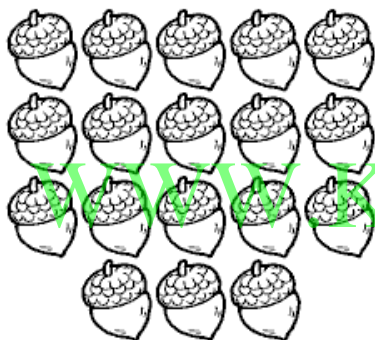
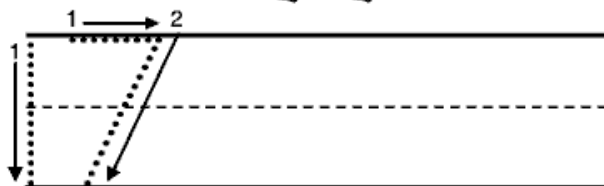
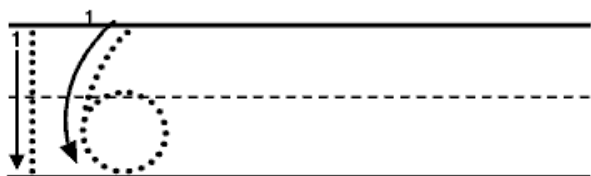



3

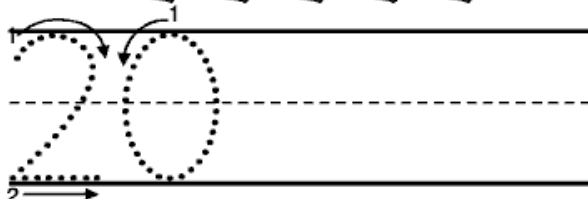
Now trace the letter **W w**, then copy it yourself.



# Trace , copy, count and colour



Teacher: **Alrawi**  
That **Alrawi** school





Colour it

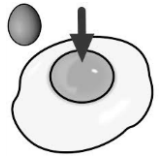
Y y

Match it

yolk

yacht

yoga



Write the letter **y** in the space below.



○ \_ ○

Circle all the letter **y**'s in the words below.

yarn your

why year

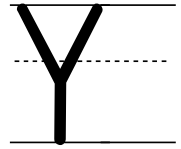
you yes



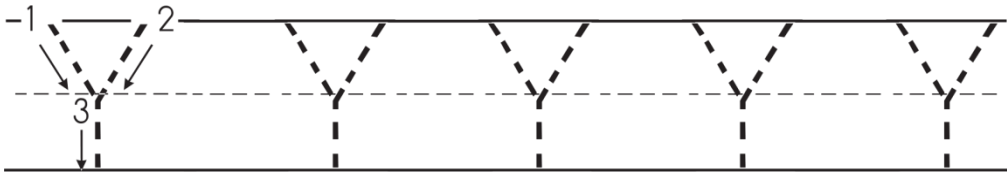
Circle and color the pictures that start with the letter **Y** :







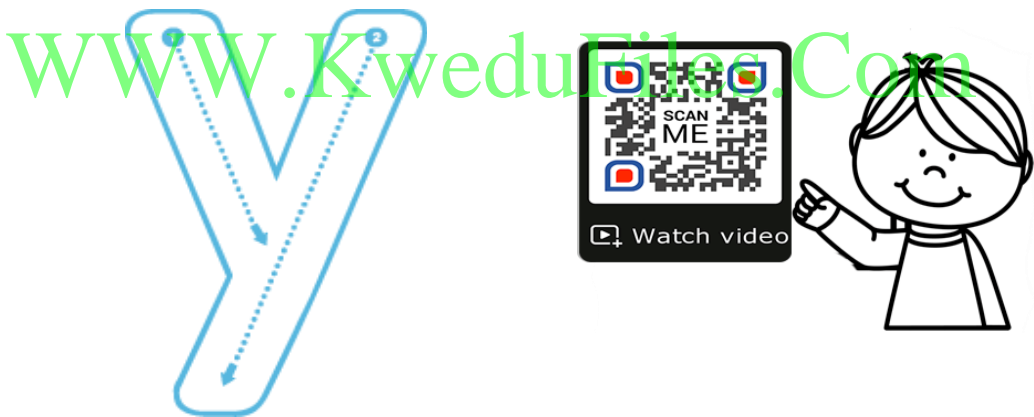
Trace the letter Y




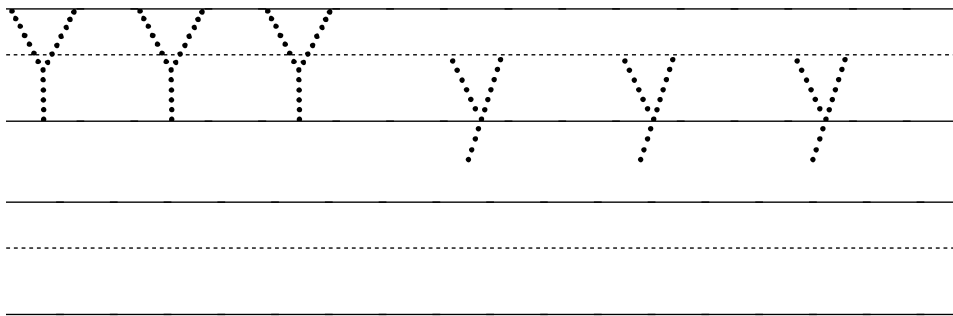
**1** Circle the lowercase **y** in the sentence below.

The boy plays with his new toy.

**2** Draw a line by following the dots & numbers



**3** Now trace the letter **Y y**, then copy it yourself.



Prepared by : Miss Amal Alrawi  
That Alsawari school



Colour it

G g

Match it

goose

glue

girl



Teacher: Amal Alrawi  
That Alsavari School

Write the letter **g** in the space below.



oat

Circle all the letter **g**'s in the words below.

go

bag

good

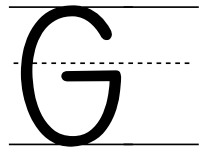
green

got

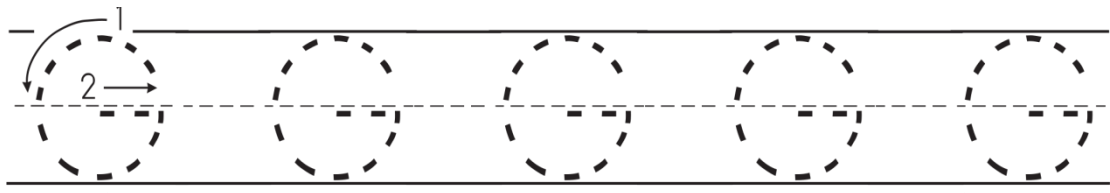
gum

Trace the dots to draw **G**rapes and colour it :





Trace the letter G



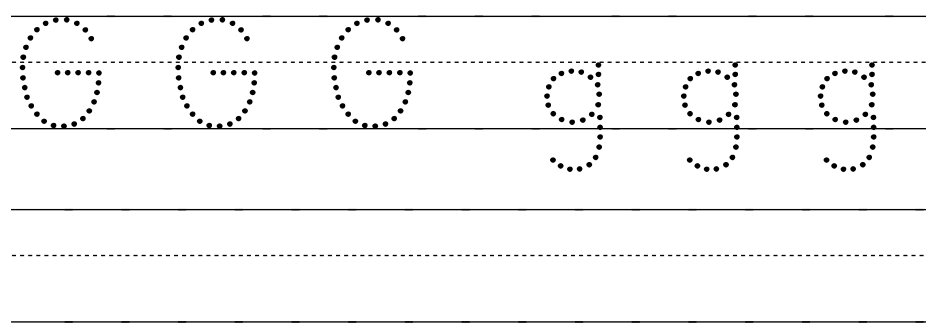
**1** Circle the lowercase **g** in the sentence below.

The green grass is glowing in the sun.

**2** Draw a line by following the dots & numbers



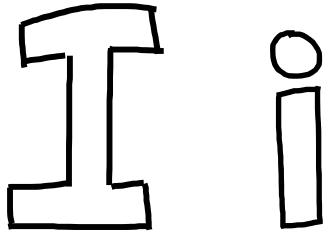
**3** Now trace the letter **G g**, then copy it yourself.






Prepared by : Miss Amal Alrawi  
That Alsawari school



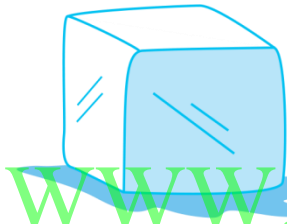
Colour it



Match it

igloo	
insect	
ice cream	

Write the letter **i** in the space below.




\_\_\_\_   c     e  

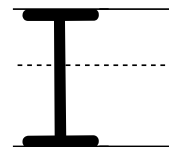
Circle all the letter **i**'s in the words below.

into      him  
in      ivy  
it      is

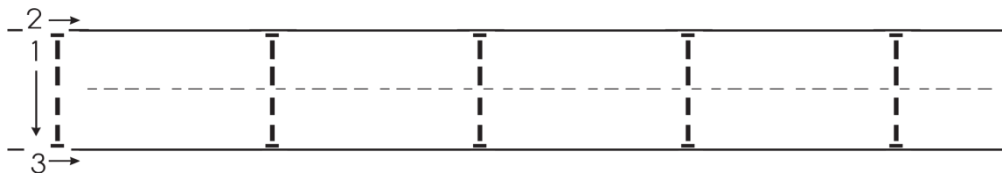


Trace the dots to draw an **i**ce cream then colour it :





Trace the letter I



1

Circle the lowercase **i** in the sentence below.

Dinner time is at six o'clock.

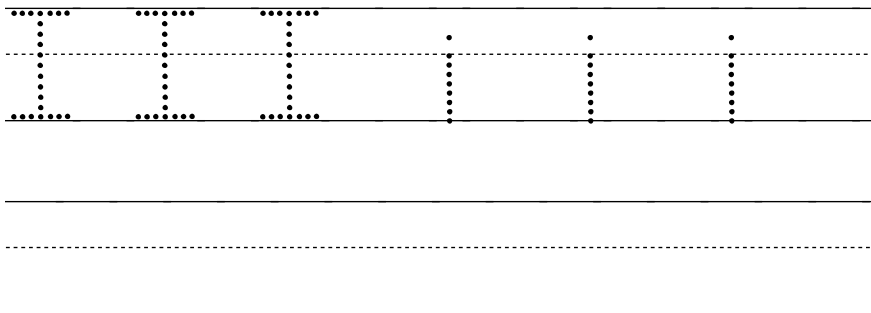
2

Draw a line by following the dots & numbers



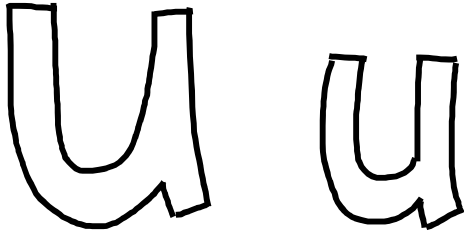
3

Now trace the letter **I i**, then copy it yourself.





Colour it



Match it

umbrella




unicorn



under



Write the letter **u** in the space below.



**b**            

**g**            

Circle all the letter **u**'s in the words below.

**r** **u** **n**

**u** **p**

**c** **u** **p**    **u** **s** **e**

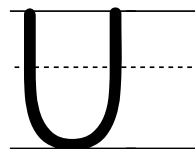
**p** **l** **u** **m**

**l** **u** **c** **k**

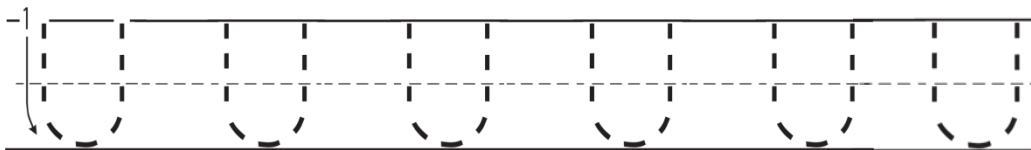


Cut and past pictures start with **U** :

--	--	--



Trace the letter U



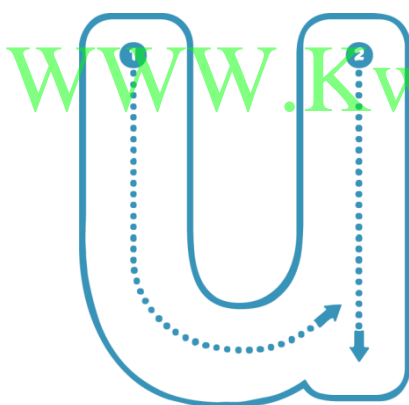
1

Circle the lowercase u in the sentence below.

The ducks have fun under the sun!

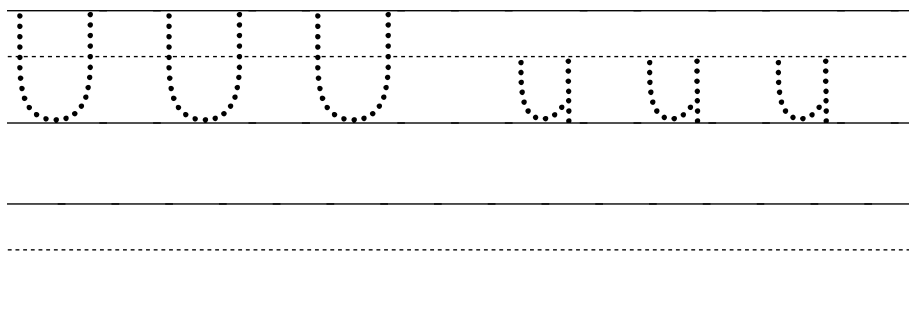
2

Draw a line by following the dots & numbers



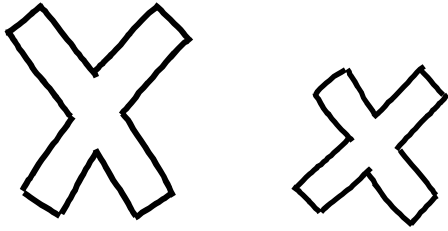
3

Now trace the letter U u, then copy it yourself.



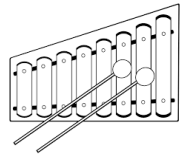


Colour it

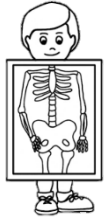


Match it

x-ray



xylophone



Write the letter **x** in the space below.



f o \_

Circle all the letter **x**'s in the words below.

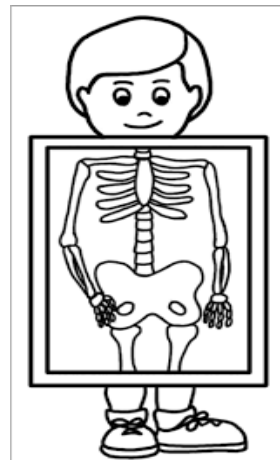

x-ray exit

next ox

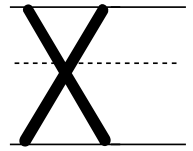
axis text



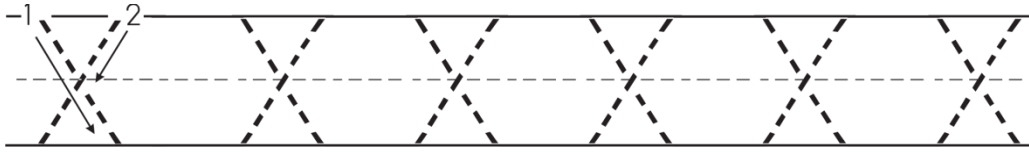
Circle and color the picture that starts with the letter **x** :







Trace the letter X



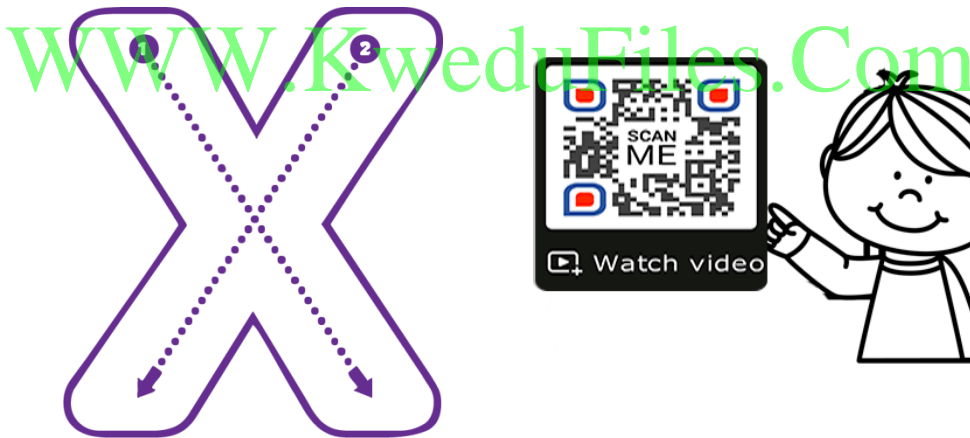
1

Circle the lowercase **x** in the sentence below.

Alex opens a big box.

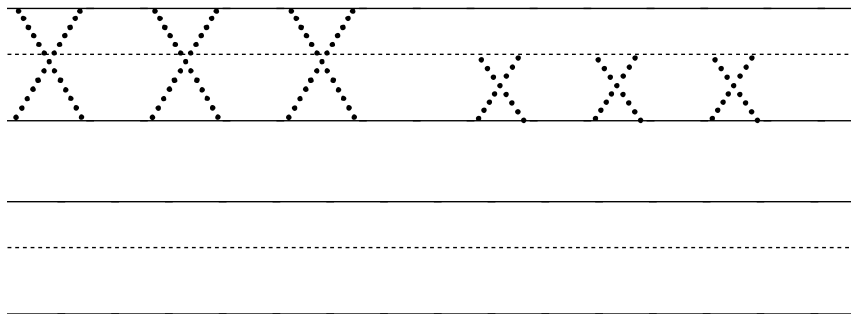
2

Draw a line by following the dots & numbers



3

Now trace the letter **X x**, then copy it yourself.





Colour it


Z z

Match it

zoo	
zebra	0
zero	

Teacher Amal Alrafi  
That Alsawari School

Write the letter z in the space below.



l i a r d

Circle all the letter z's in the words below.



size zoom

zebra maze

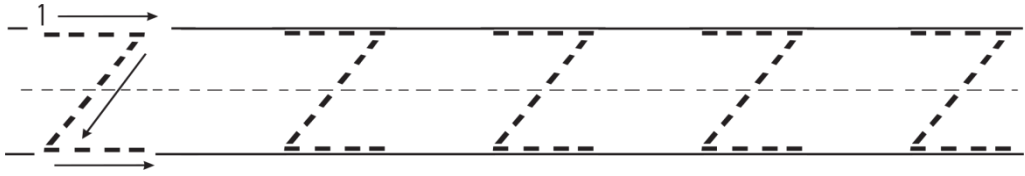
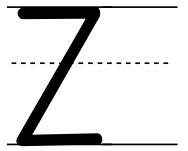
zoo zipper



Circle and color the picture that starts with the letter Z :



Trace the letter Z



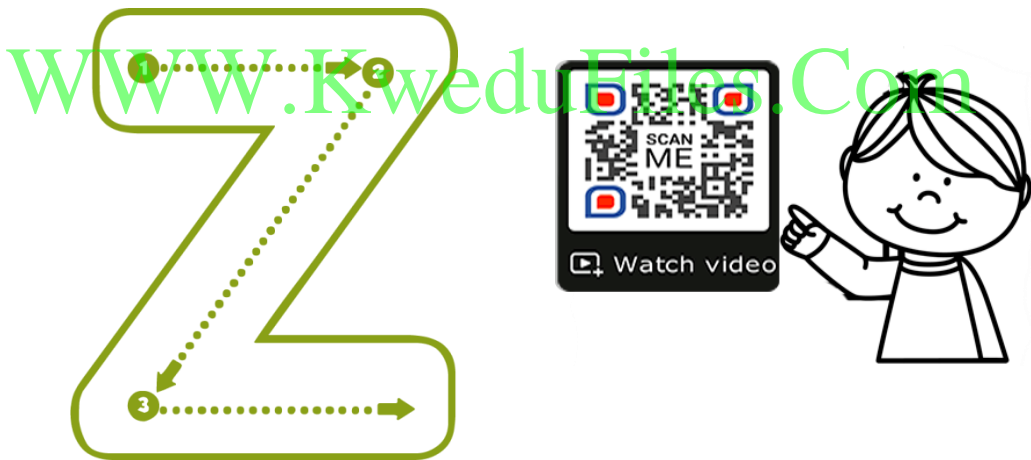
1

Circle the lowercase **z** in the sentence below.

The zoo is buzzing with animals.

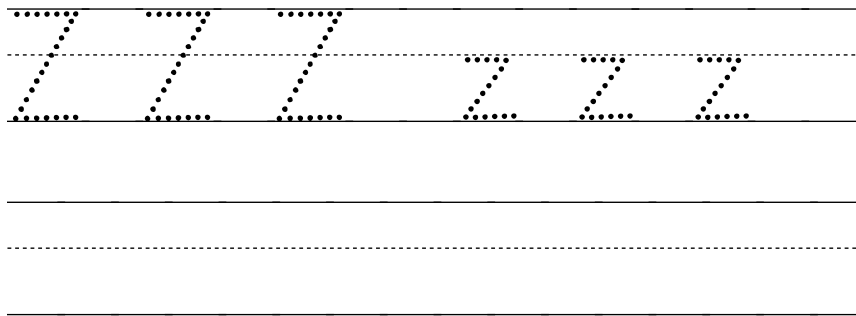
2

Draw a line by following the dots & numbers



3

Now trace the letter **Z z**, then copy it yourself.



Prepared by : Miss Amal Alrawi  
That Alsawari school



Colour it

Match it

Q q

quail bird



quiche pie



queen



Write the letter **q** in the space below.

Circle all the letter **q**'s in the words below.



uarter

quack quiz

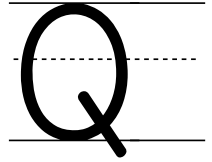
quit quilt

quiet queen

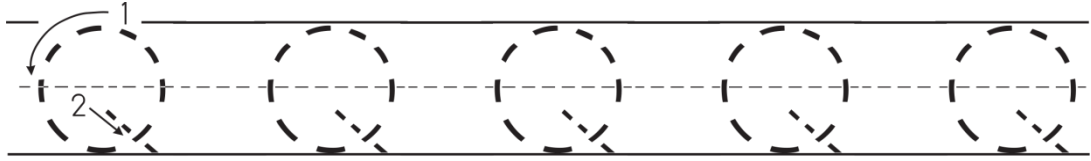


Cut and past pictures start with **Q** :

--	--	--




Trace the letter Q



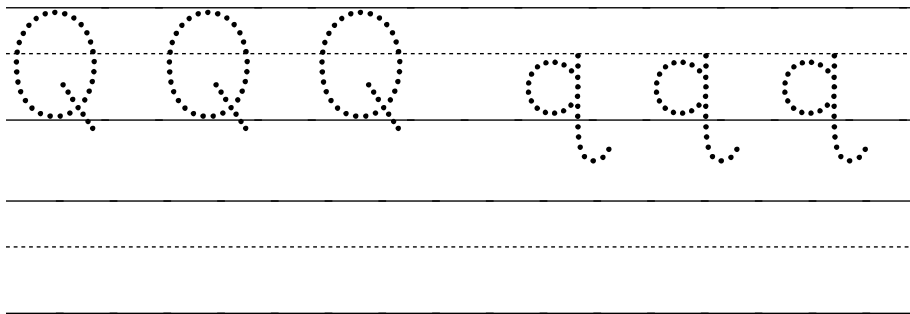
1 Circle the lowercase q in the sentence below.

The squirrel moves quickly.

2 Draw a line by following the dots & numbers



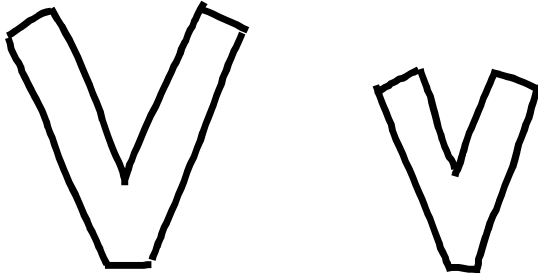
3 Now trace the letter Q q, then copy it yourself.



Prepared by : Miss Amal Alrawi  
That Alsawari school



Colour it



Match it

vase

Vaseline

violin



Write the letter **v** in the space below.



i n e

Circle all the letter **v**'s in the words below.

very

give

have


vest

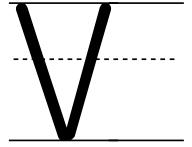
hive

every

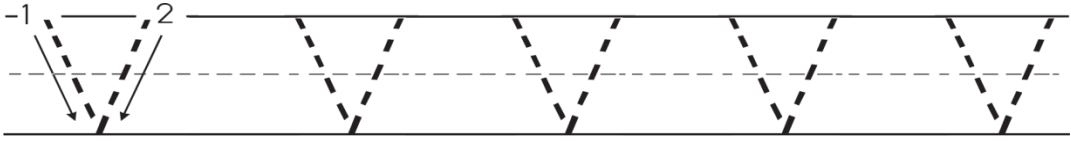


Trace the dots to draw a **V**ase then colour it :





Trace the letter V



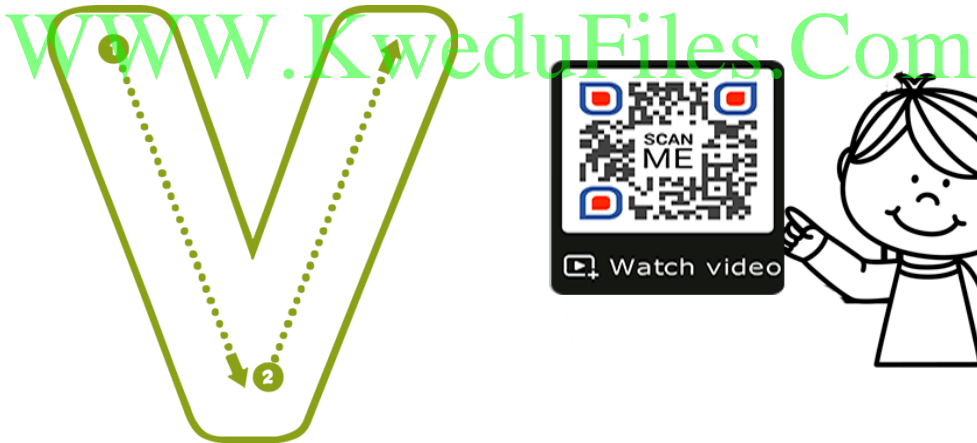
1

Circle the lowercase **v** in the sentence below.

Victor eats every vegetable on his plate.

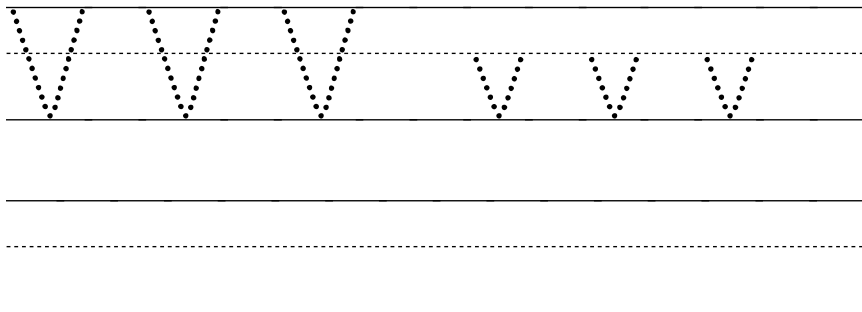
2

Draw a line by following the dots & numbers



3

Now trace the letter **V v**, then copy it yourself.



TeacherspayTeachers.com

Education.com

## Credits



Note: In case any QR code is not working. Please don't hesitate to contact me through my E-mail to fix it asap.

Thank you

Copyright (c) 2018 *@Amal8q*. All Rights Reserved  
This product is protected by copyright and distributed under licenses restricting copying, distribution and decompilation.

amal8q@gmail.com