



وزارة التربية  
الإدارة العامة لمنطقة الأحمدية التعليمية  
مدرسة هدية الابتدائية بنين



# الوحدة (٦)

للمصف الأول



• أ. حميدة الشمري

• أ. شيمة المطيري

إعداد المعلمة

إشراف رئيسة القسم





# مقارنة الكميات

www.kwedufiles.com

بند (٣-١)




# صل لتقارن بين العددين بوضع <أو> أو =



WWW.KweduFiles.Com



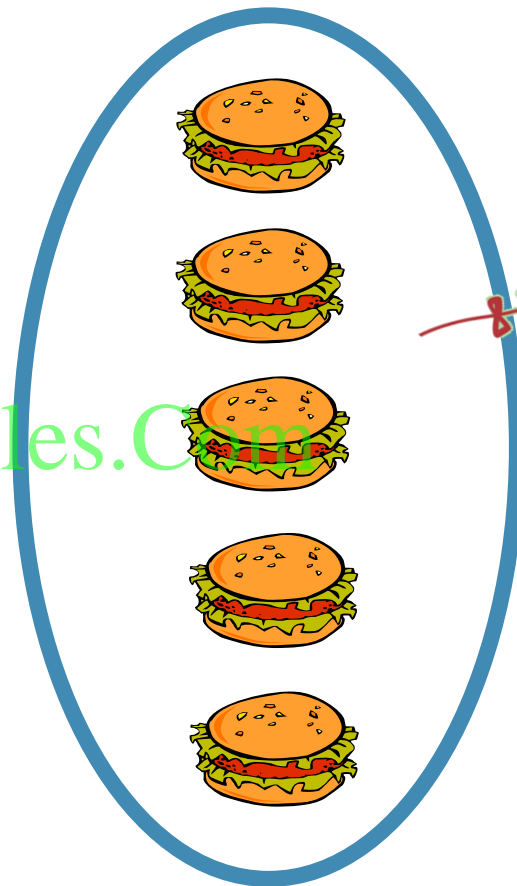



)








۳

# صل لتقارن بين العددين بوضع < أو > أو =

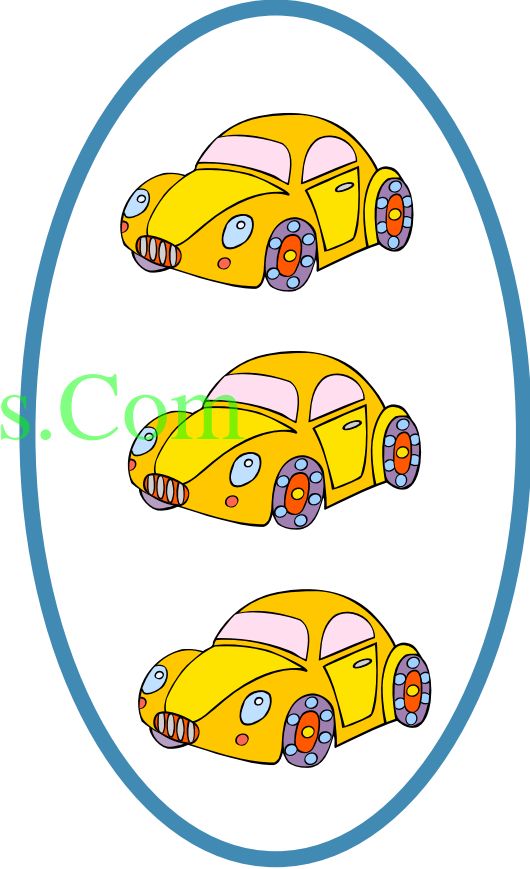





# صل لتقارن بين العددين بوضع < أو > أو =




www.KweduFiles.Com

# صل لتقارن بين العددين بوضع < أو > أو =



# أكمل لتحصل على عبارة صحيحة



<


٢



>

٢

[WWW.KweduFiles.Com](http://WWW.KweduFiles.Com)



=

٤




<




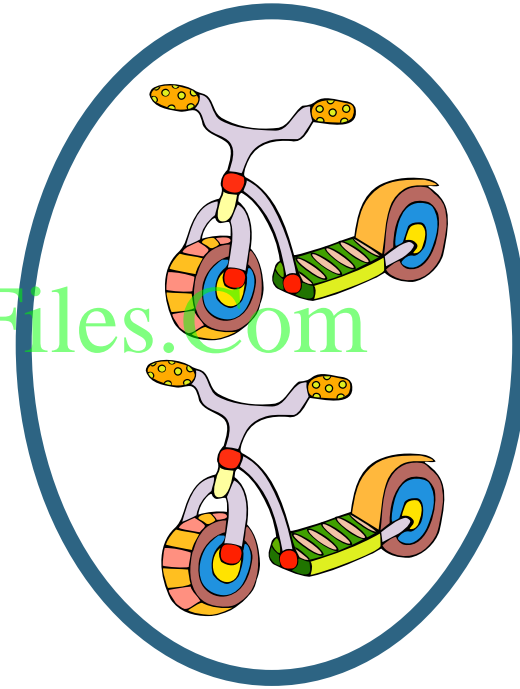
٤

# ارسم عناصر المجموعة الأخرى لتحقيق العلاقة

أكمل :






WWW.KweduFiles.com






# ارسم عناصر المجموعة الأخرى لتحقيق العلاقة

أكمل :






# ارسم عناصر المجموعة الأخرى لتحقيق العلاقة

أكمل :

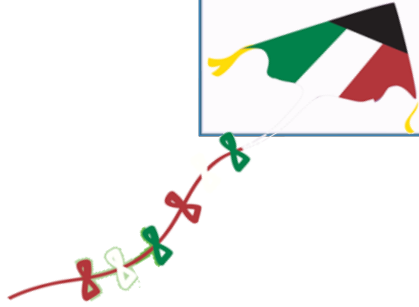


WWW.KweduFiles.Com




العدد ٦

WWW.KweduFiles.Com





بند (٣-٢)






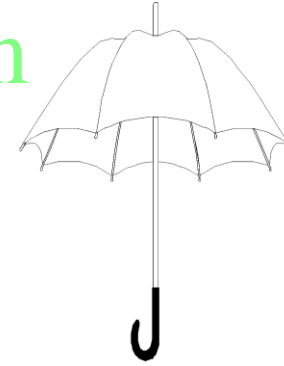

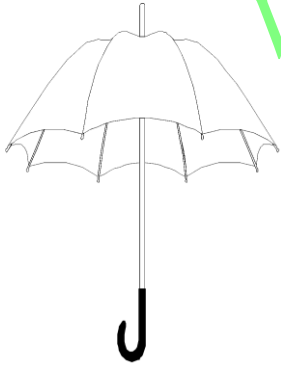
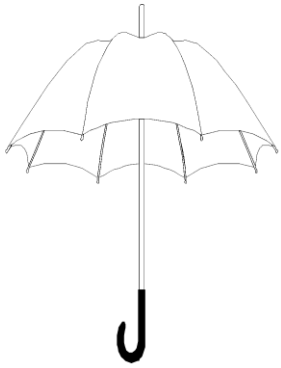
سه

سه



www.KweduFiles.Com


لون ٦ لتكون نمطاً مسخداً لونين فقط



WWW.KweduFiles.Com




# أكمل




ـ ) ٢

--	--	--	--

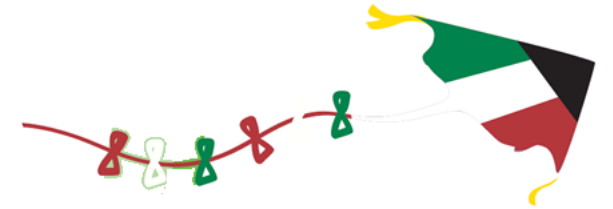



# استكمل رسم العناصر بحسب العدد الموضح

WWW.KweduFiles.Com



# استكمل رسم العناصر بحسب العدد الموضح





www.KidsFiles.Com



بند (۳-۳)









٧

WWW.KweduFiles.Com

سبعة








في




وضعت ليلى ٧

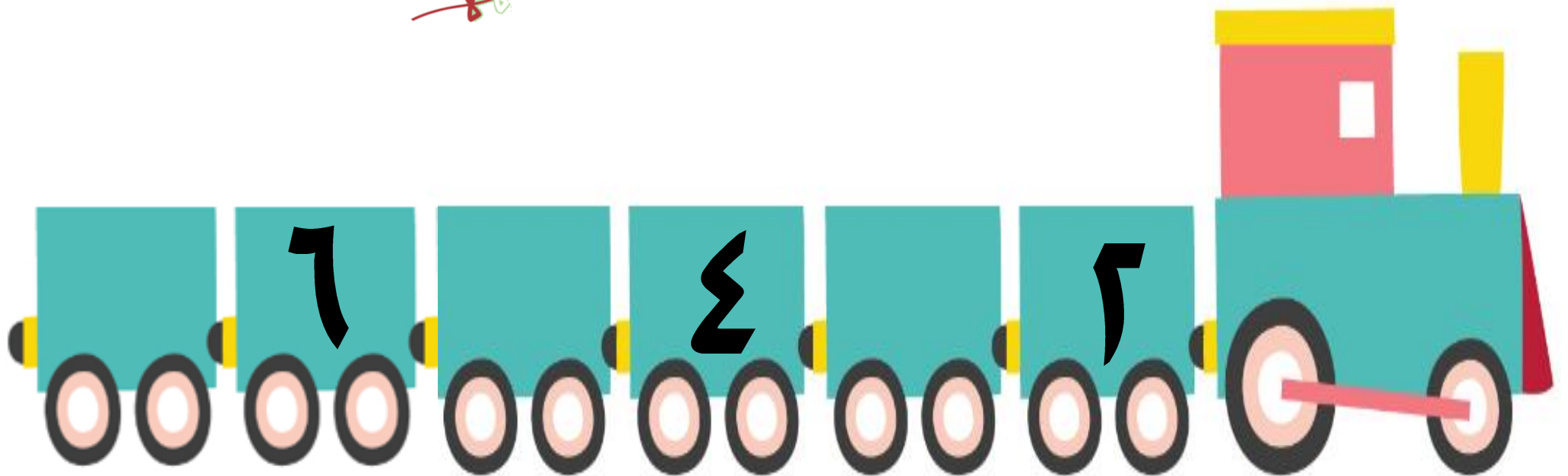
هيا نساعدنها في تحويط المزهريّة .

[WWW.KweduFiles.Com](http://WWW.KweduFiles.Com)




# أَكْمَل

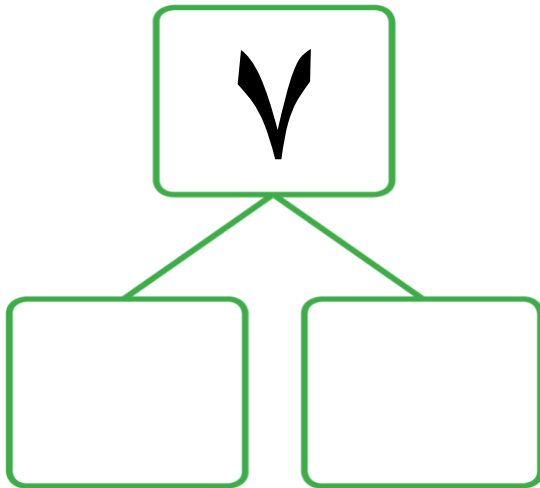
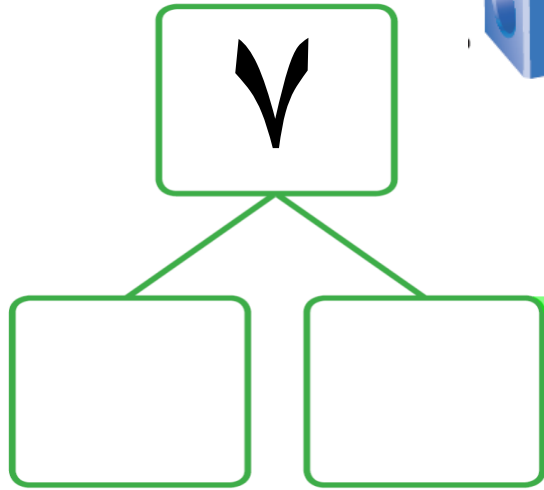
 [www.KweduFiles.Com](http://www.KweduFiles.Com)



# لون المكعبات لإيجاد طريقتين لتكوين

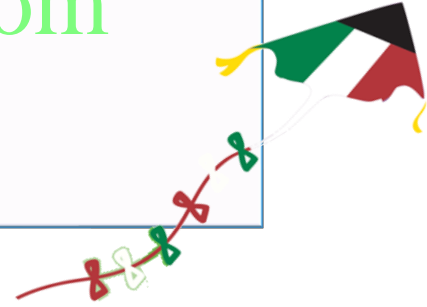


العدد ٧. استخدم لونين



www.kwedufiles.com

بند (۳-۴)








# أَكْمَل



WWW.KweduFiles.Com



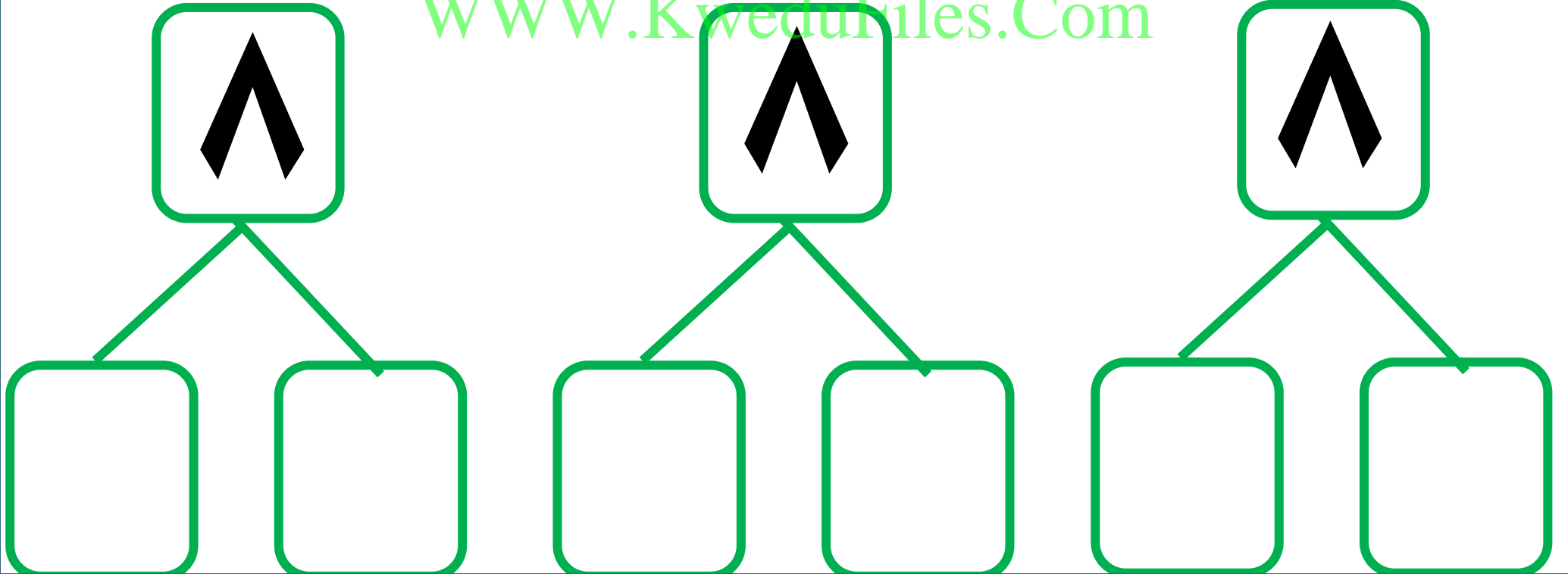


استخدم   لإيجاد طرق




مختلفة لتكوين العدد ٨ .

[WWW.KweduFiles.Com](http://WWW.KweduFiles.Com)



قارن . اكتب رمز العلاقة المناسب < أو > أو =


٦



٨


WWW.KweduFiles.Com

٨



٨

٨



٦





www.KnowledgeGardens.Com

بند (۳-۵)


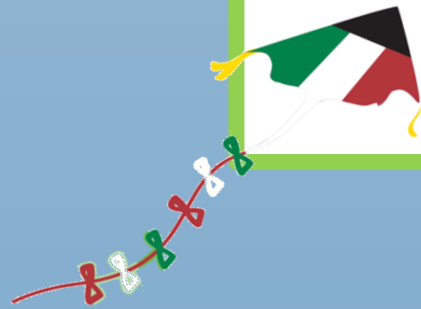





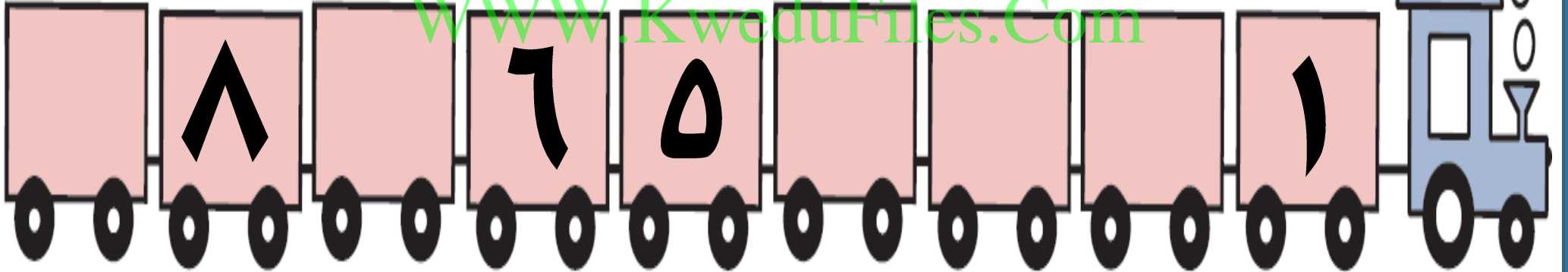
٢٩

سعة

www.KweduFiles.Com



# أكمل



www.KweduFiles.Com

# استكمل رسم العناصر بحسب العدد الموضح رمزه



٩


# استكمل رسم العناصر بحسب العدد الموضح رمزه

WWW.KweduFiles.Com



٩

# أيهما أكبر: ٩ أم ٦؟ وضع إجابتك بالرسم



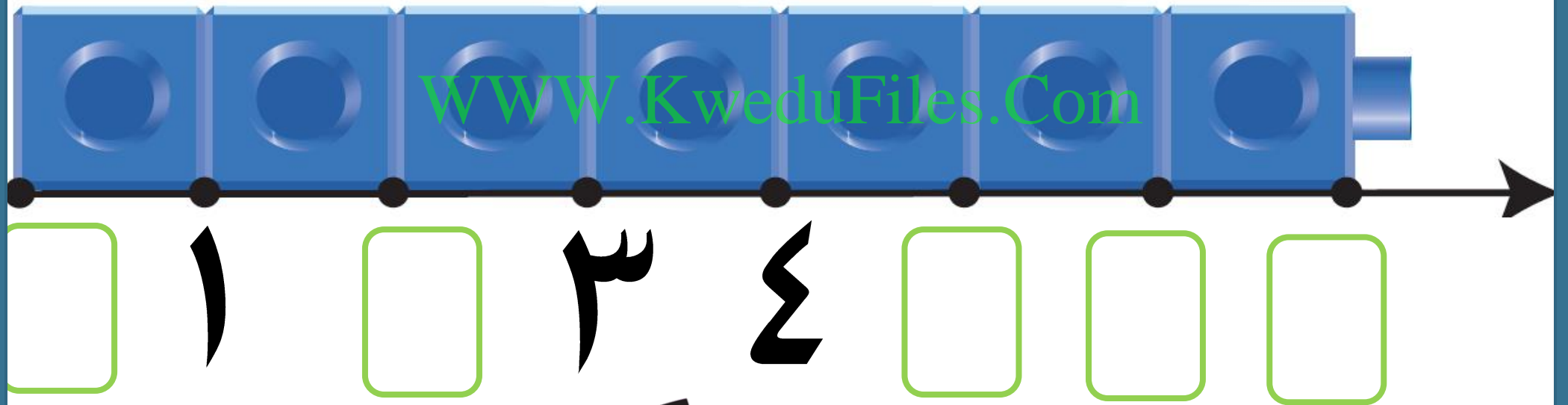


www.KweduFiles.Com

بند (۱-۳)



# أكمل. حدّد موقع العدد صفر على خط الأعداد




# اكتب عدد احك قصة رياضية عما تشاهده





WWW.KweduFiles.Com




قارن . اكتب رمز العلاقة المناسب < أو > أو =



WWW.KweduFiles.Com



www.Kweducation.Com



بند (۷-۳)






عَشْرَةٌ



[WWW.KweduFiles.Com](http://WWW.KweduFiles.Com)




# أكمل. حدد موقع العدد ٠ على خط الأعداد




٠ ١ ٢ ٣ ٤

--	--	--	--	--	--

# اكتب رمز العدد الممثل





[WWW.KweduFiles.Com](http://WWW.KweduFiles.Com)







# اكتب رمز العدد الممثل





# اكتب رمز العدد الممثل







[WWW.KweduFiles.Com](http://WWW.KweduFiles.Com)




استخدم   لإيجاد طرق

مختلفة لتكوين العدد .



[WWW.KweduFiles.Com](http://WWW.KweduFiles.Com)

www.KwedyFiles.Com



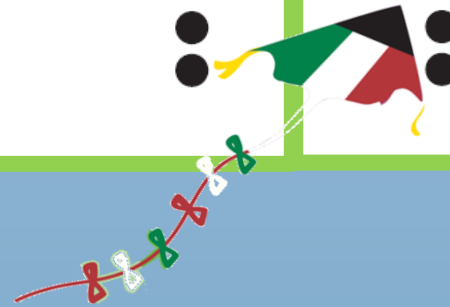

بند (۳-۸)



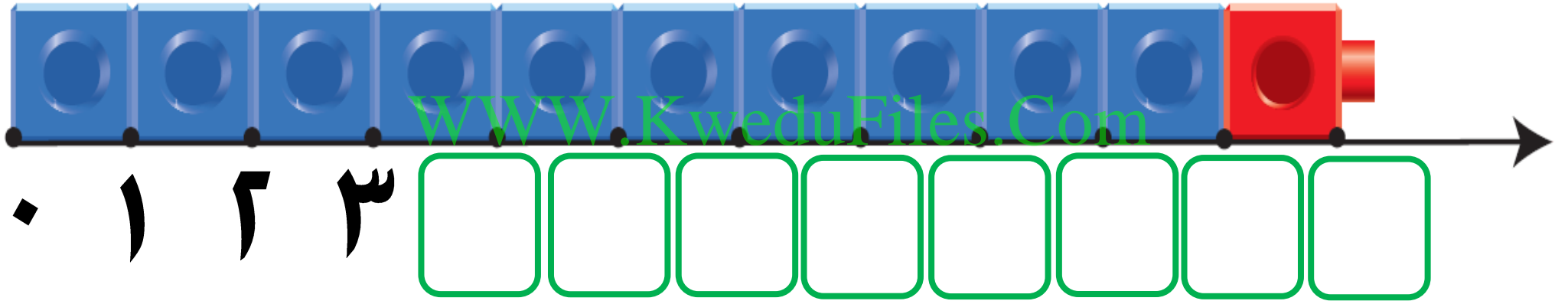


أحد عشر

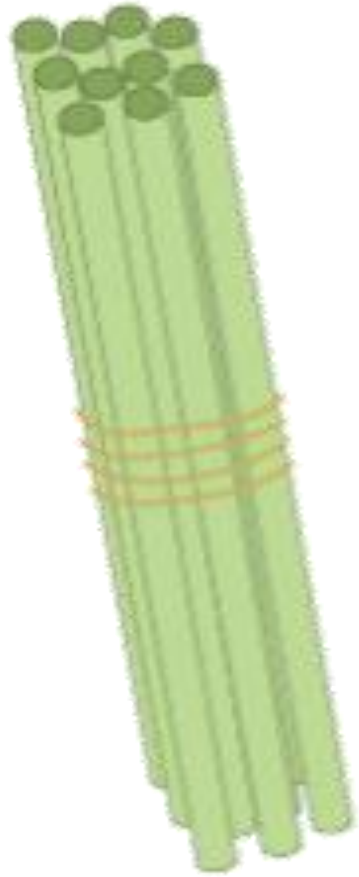
www.kiwedufiles.com





# أكمل. حداد موقع العدد ( ا على خط الأعداد




# اكتب رمز العدد الممثل





WWW.KweduFiles.Com



# اكتب رمز العدد الممثل



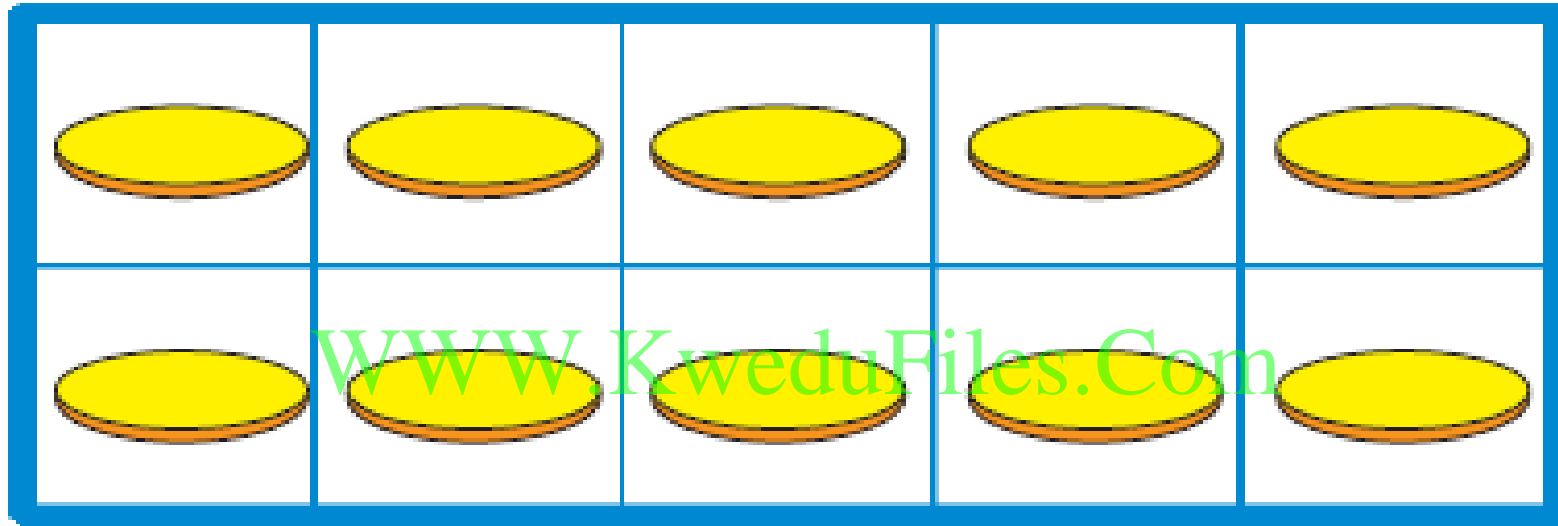


WWW.KweduFiles.Com






# اكتب رمز العدد الممثل




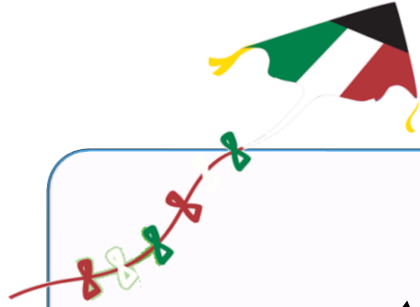
# استكمل رسم العناصر بحسب العدد الموضح رمزه

WWW.KweduFiles.Com




# استكمل رسم العناصر بحسب العدد الموضح رمزه






www.KidsResources.Com

بند (۳-۹)





WWW.KweduFiles.Com





اِثْنَا عَشَرَ




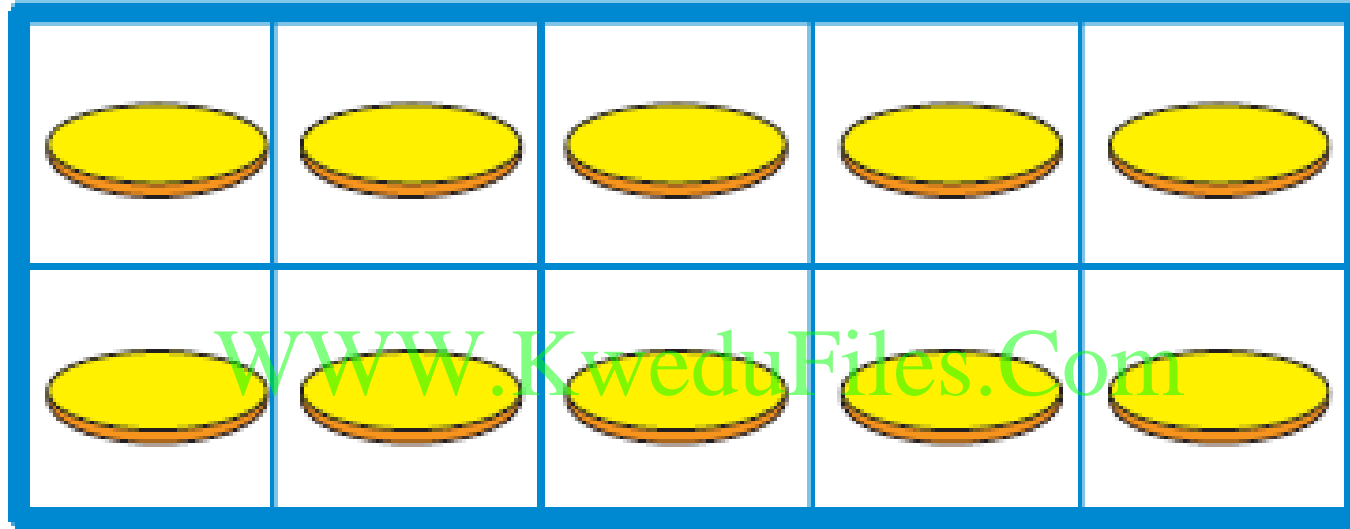
# اكتب رمز العدد الممثل



WWW.KweduFiles.Com

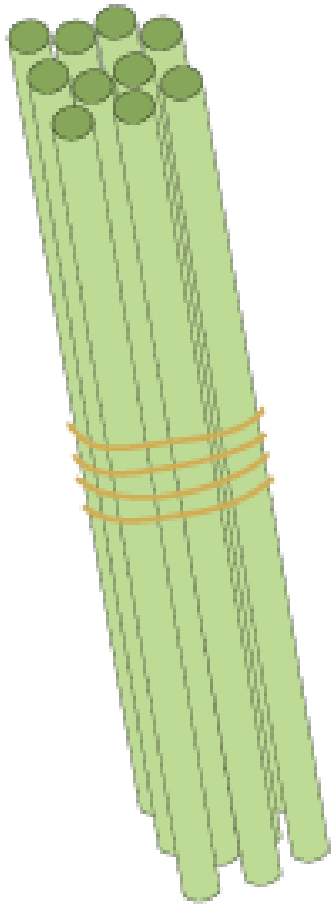


# اكتب رمز العدد الممثل









# اكتب رمز العدد الممثل



www.KweduFiles.Com



استخدم   لإيجاد طرق

مختلفة لتكوين العدد ١٢

١٢

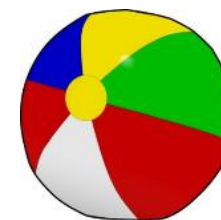
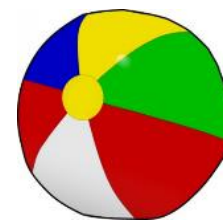
١٢

٩

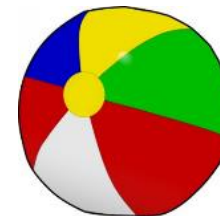
٥

www.KweduFiles.Com

# استكمل رسم العناصر بحسب العدد الموضح رمزه





WWW.KweduFiles.Com




١٦

# استكمل رسم العناصر بحسب العدد الموضح رمزه



# مراجعة الوحدة الثالثة

www.kwedufiles.com

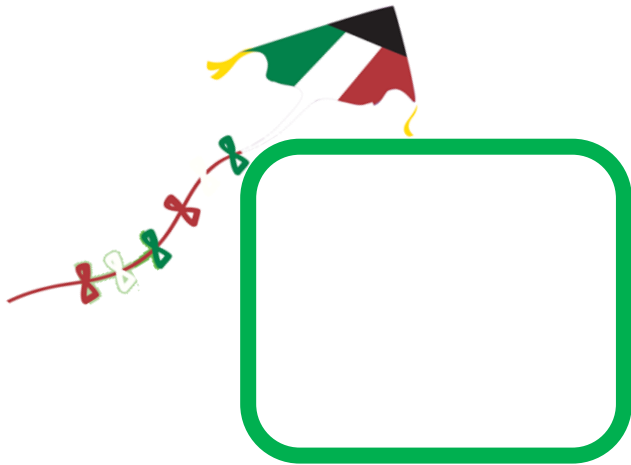


بند (٣-١٠)







# عد ثم اكتب رمز العدد








www.ArabicFiles.Com



# عد ثم اكتب رمز العدد



WWW.KweduFiles.Com



# حوط رمز العدد المناسب



٩

٨

٦



# حوظ رمز العدد المناسب



WWW.KweduFiles.Com



)

٢

)


)

)


•

أكمل. حدّد موقع الأعداد من ٠ إلى ١٠ على خط الأعداد


WWW.KweduFiles.Com



# استكمل رسم العناصر بحسب العدد الموضح رمزه



# استكمل رسم العناصر بحسب العدد الموضح رمزه



استخدم ● ● لإيجاد طرق

لتكوين الأعداد التالية .

WWW.KweduFiles.Com

١٢

١٠

٨

قارن . اكتب رمز العلاقة المناسب < أو > أو =

١٢ ○ ) .

[WWW.KweduFiles.Com](http://WWW.KweduFiles.Com)

 ٦ ○ ٩