

Bridge to Success

Learner's Book

1

Bridge to Success is an exciting, language-rich English course, which has been developed with the Ministry of Education to ensure a solid basis for learners of English as a Second Language in the United Arab Emirates. This edition covers the first term of Grade 1.

This book sets out to:

- build and develop foundation literacy skills
- build and develop foundation handwriting skills
- build and develop foundation speaking and listening skills
- cover standards for Grade 1 set out in the United Arab Emirates Ministry of Education English as an International Language Standards Framework.

For Training Only

UNITED ARAB EMIRATES
MINISTRY OF EDUCATION

Thomaï Alexiou, Nick Beare, Liz Kilby and Roberta Calderbank

Bridge to Success

Learner's Book
Term 1

1



الإمارات العربية المتحدة
وزارة التربية والتعليم





United Arab Emirates
Ministry of Education



Bridge to Success

Learner's Book

1

alManahj.com/ae

For Training Only

UNITED ARAB EMIRATES
MINISTRY OF EDUCATION



الإمارات العربية المتحدة
وزارة التربية والتعليم

Term 1 material 2016

CAMBRIDGE
UNIVERSITY PRESS

University Printing House, Cambridge CB2 8BS, United Kingdom

Cambridge University Press is part of the University of Cambridge.

It furthers the University's mission by disseminating knowledge in the pursuit of education, learning and research at the highest international levels of excellence.

© United Arab Emirates Ministry of Education 2016

This publication is in copyright. Subject to statutory exception and to the provisions of relevant collective licensing agreements, no reproduction of any part may take place without the written permission of Cambridge University Press.

First published 2016

Printed in the United Arab Emirates

ISBN XXXXXXXXXXXX Grade 1 Learner's Book

Cambridge University Press has no responsibility for the persistence or accuracy of URLs for external or third-party internet websites referred to in this publication, and does not guarantee that any content on such websites is, or will remain, accurate or appropriate.

For Training Only
alManahj.com/ae

UNITED ARAB EMIRATES
MINISTRY OF EDUCATION



الإمارات العربية المتحدة
وزارة التربية والتعليم

Welcome to *Bridge to Success*

Bridge to Success is a twelve-grade course for learners of English as a second language (ESL). The twelve grades range from the beginning of cycle 1 to the end of cycle 3.

Bridge to Success Grade 1 consists of nine thematic units of study, which include a range of activities, text types and objectives, split over three terms.



The materials reflect the following principles:

- **An Emirati focus, with an international perspective.** Specifically developed for young learners throughout the United Arab Emirates, the themes, situations and literature covered by *Bridge to Success* strive to reflect the Emirati context and encourage learners' curiosity about the wider world. This fosters respect and interest in other cultures and leads to awareness of global citizenship.
- **An enquiry-based, language-rich approach to learning.** *Bridge to Success* engages children as active, creative learners. As learners participate in a wide variety of curriculum-based activities, they simultaneously acquire content knowledge, develop critical thinking skills and practise English language and literacy. The materials incorporate a 'learning to learn' approach, helping children acquire skills and strategies that will help them approach new learning situations with confidence.

- **English for educational success.** To meet the challenges of the future, children need to develop facility with both conversational and academic English. From the earliest stage, *Bridge to Success* addresses both these competencies. *Bridge to Success* presents authentic listening and reading texts, writing tasks, and end-of-unit projects similar to those learners might encounter in English-medium and international schools.

In addition to this Learner's Book, the accompanying Activity Book provides additional support, reinforcement and practice. Comprehensive support for teachers is provided in the Teacher's Guide.

The following icons are used in this Learner's Book:

-  1 pre-recorded listening activity
-  pairwork or small group speaking activity (not mediated by teacher)

 21st links to 21st Century Themes and/or Skills

We hope that you and your learners will enjoy using these materials as much as we enjoyed developing them for you.

The *Bridge to Success* team

Table of contents

Introduction	1
Let's go!	6

Unit 1 Hello

Lesson 1	Hello	8
Lesson 2	Directionality	9-10
Lesson 3	My colours	11
Lesson 4	My shapes	12
Lesson 5	My letters	13
Lesson 6	My numbers	14
Lesson 7	My English	15
Lesson 8	My crafts	16
Lesson 9	My colours	17
Lesson 10	My shapes	18
Lesson 11	My letters	19
Lesson 12	My numbers	20
Lesson 13	My English	21
Lesson 14	My crafts	22
Lesson 15	My letters	23
Lesson 16	My numbers	24
Lesson 17	My English	25
Lesson 18	My storytime	26
Lesson 19	Goodbye	27
Lesson 20	Project	28

UNITED ARAB EMIRATES
MINISTRY OF EDUCATION



الإمارات العربية المتحدة
وزارة التربية والتعليم

Unit 2

Our classroom

Lesson 1	Classroom things	29
Lesson 2	My Alphabet	30
Lesson 3	My colours	31
Lesson 4	My shapes	32
Lesson 5	My letters	33
Lesson 6	My numbers	34
Lesson 7	My English	35
Lesson 8	My crafts	36
Lesson 9	My colours	37
Lesson 10	My shapes	38
Lesson 11	My letters	39
Lesson 12	My numbers	40
Lesson 13	My English	41
Lesson 14	My crafts	42
Lesson 15	My letters	43
Lesson 16	My numbers	44
Lesson 17	My English	45
Lesson 18	My storytime	46
Lesson 19	Goodbye	47
Lesson 20	Project	48

UNITED ARAB EMIRATES
MINISTRY OF EDUCATION



الإمارات العربية المتحدة
وزارة التربية والتعليم

Unit 3 Me and my family

Lesson 1	Me and my family	49
Lesson 2	My colours	50
Lesson 3	My shapes	51
Lesson 4	My letters	52
Lesson 5	My numbers	53
Lesson 6	My English	54
Lesson 7	My crafts	55
Lesson 8	My colours	56
Lesson 9	My shapes	57
Lesson 10	My letters	58
Lesson 11	My numbers	59
Lesson 12	My English	60
Lesson 13	My letters	61
Lesson 14	My numbers	62
Lesson 15	My letters	63
Lesson 16	My numbers	64
Lesson 17	My English	65
Lesson 18	My storytime	66
Lesson 19	Goodbye	67
Lesson 20	Project	68

UNITED ARAB EMIRATES
MINISTRY OF EDUCATION



الإمارات العربية المتحدة
وزارة التربية والتعليم

Unit 4 My toys

Lesson 1	Look at the toys!	69
Lesson 2	My colours	70
Lesson 3	My shapes	71
Lesson 4	My letters	72
Lesson 5	My numbers	73
Lesson 6	My English	74
Lesson 7	My words	75
Lesson 8	My crafts	76
Lesson 9	My colours	77
Lesson 10	My letters	78
Lesson 11	My numbers	79
Lesson 12	My English	80
Lesson 13	My crafts	81
Lesson 14	My letters	82
Lesson 15	My numbers	83
Lesson 16	My letters	84
Lesson 17	My English	85
Lesson 18	My storytime	86
Lesson 19	Goodbye	87
Lesson 20	Project	88

Wordlists 89

UNITED ARAB EMIRATES
MINISTRY OF EDUCATION



الإمارات العربية المتحدة
وزارة التربية والتعليم



Let's go!

Meet Lulu and Liwa.
They are brother and sister.
They are going to help you learn English.



We're going to learn

Hi I'm
Liwa.



UNITED ARAB EMIRATES
MINISTRY OF EDUCATION

الإمارات العربية المتحدة
وزارة التربية والتعليم



English together!

Unit
1

Hello!



Lesson 1 Hello 21st

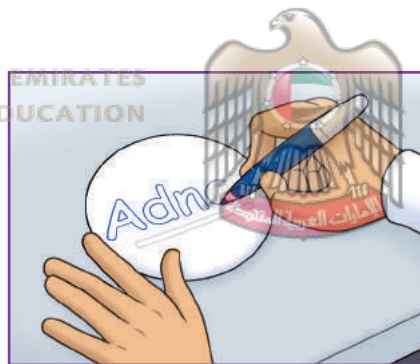
2 1 Let's chant!



2 Make it!



Cut out the badge.



Trace the letters.



Colour the badge.




Show your badge.



Lesson 2 Directionality

1 Follow the lines.




UNITED ARAB EMIRATES
MINISTRY OF EDUCATION



الإمارات العربية المتحدة
وزارة التربية والتعليم



2 Join the pairs.




For Training Only

alManahj.com/ae

UNITED ARAB EMIRATES
MINISTRY OF EDUCATION




الإمارات العربية المتحدة
التربية والتعليم



Lesson 3 My colours



3 1 Listen and point.



blue

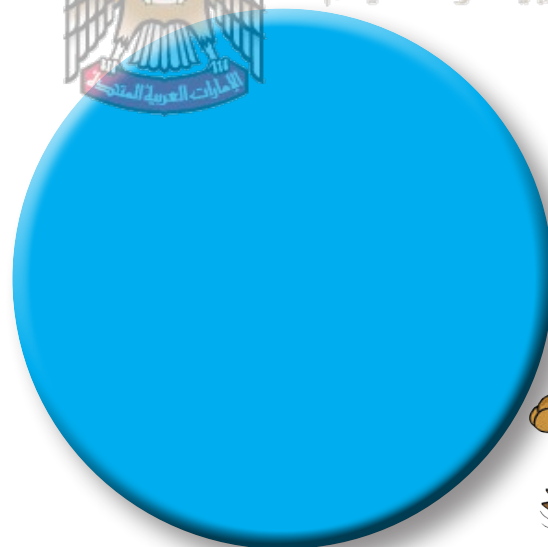
2 Let's play!

alManahj.com/ae

For Training Only

UNITED ARAB EMIRATES
MINISTRY OF EDUCATION

الإمارات العربية المتحدة
وزارة التربية والتعليم



Lesson 4 My shapes



4 1 Listen and point.



circle



blue circle

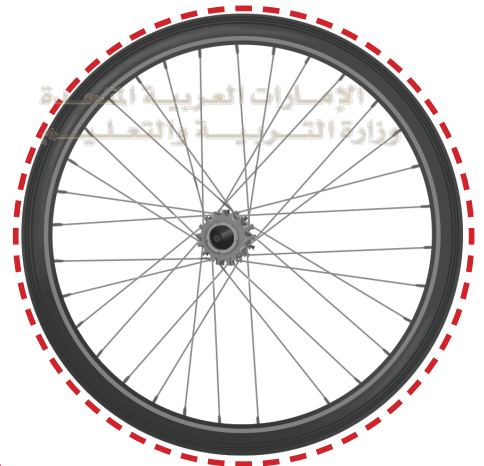
2 Follow the lines.



UNITED ARAB EMIRATES
MINISTRY OF EDUCATION



الإمارات العربية المتحدة
وزارة التربية والتعليم




Lesson 5 My letters



Ss

5 1 Listen and chant.

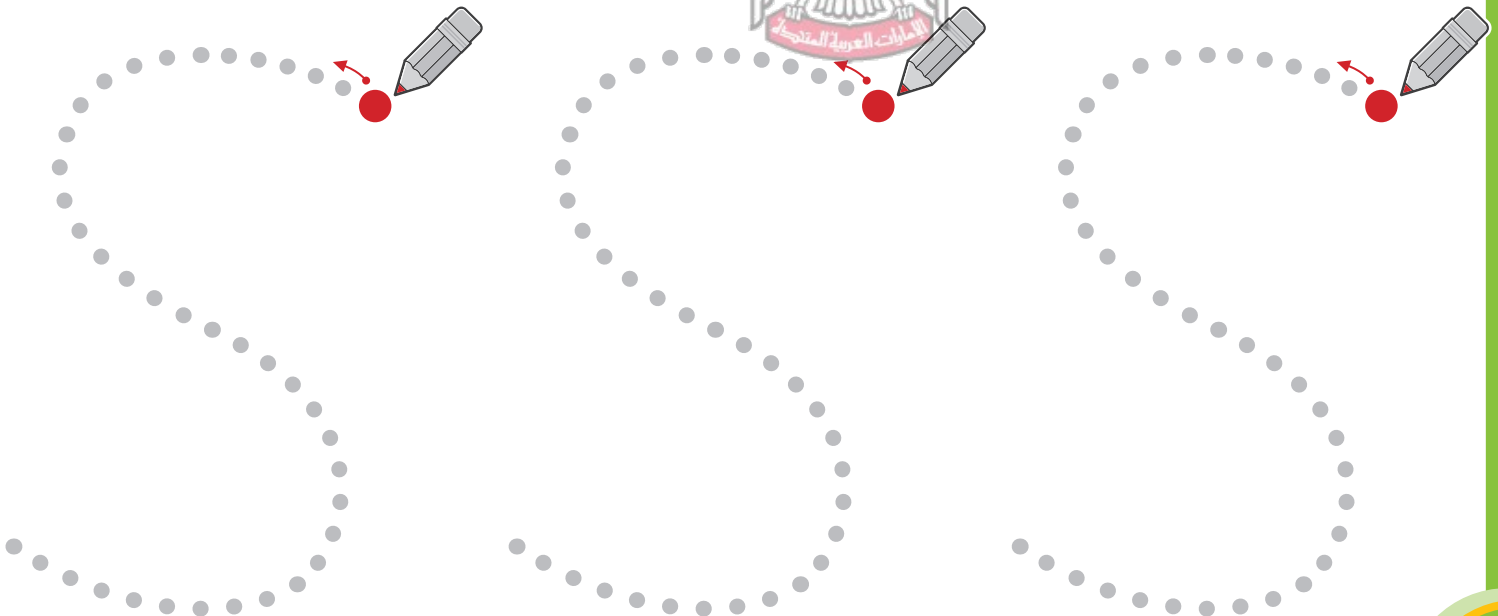
Sunny sun, sunny sun,
How are you today?
Sandy sea, sandy sea, s, s, s!



UNITED ARAB EMIRATES
MINISTRY OF EDUCATION

الإمارات العربية المتحدة
وزارة التربية والتعليم


2 Trace.



Lesson 6 My numbers



6 1 Listen and point.



one



circle

allManahj.com/ae

2 Follow the lines.




UNITED ARAB EMIRATES
MINISTRY OF EDUCATION




الإمارات العربية المتحدة
وزارة التربية والتعليم

camel




Lesson 7 My English

1 Can you say it?



sun



sea



circle

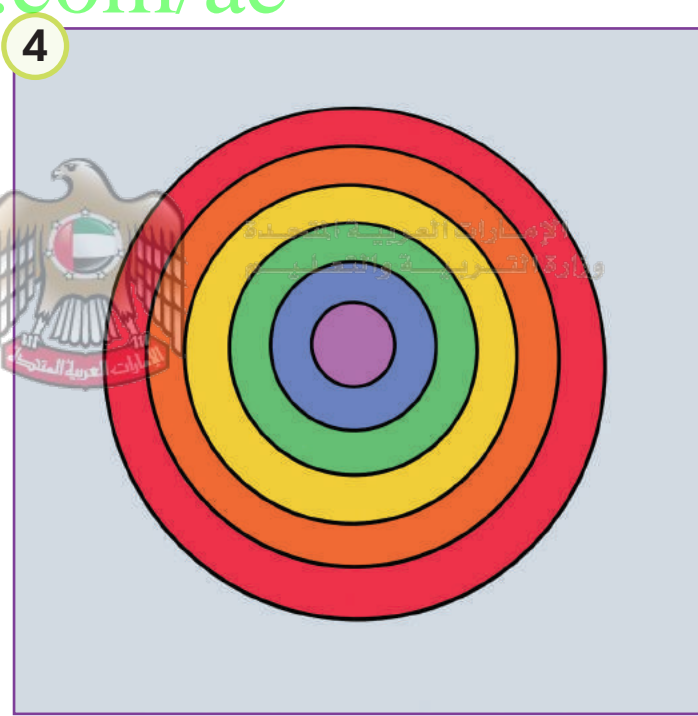
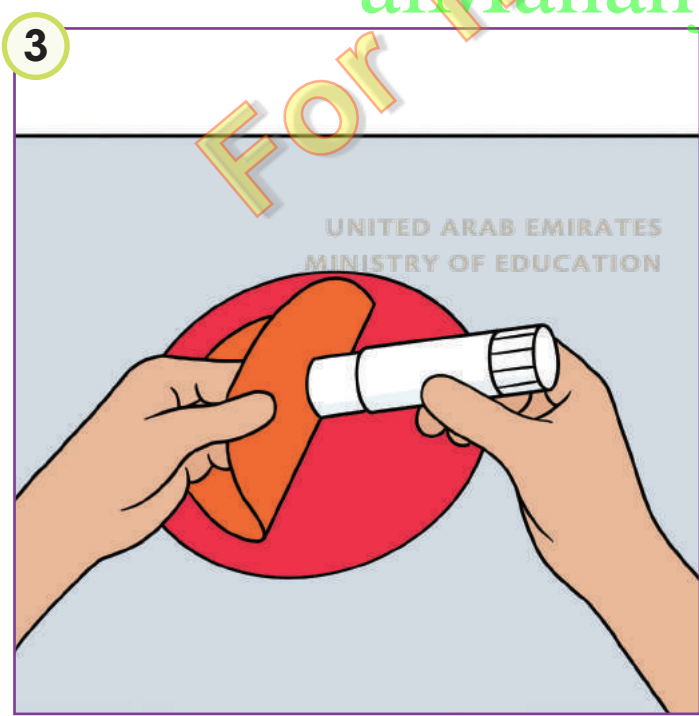
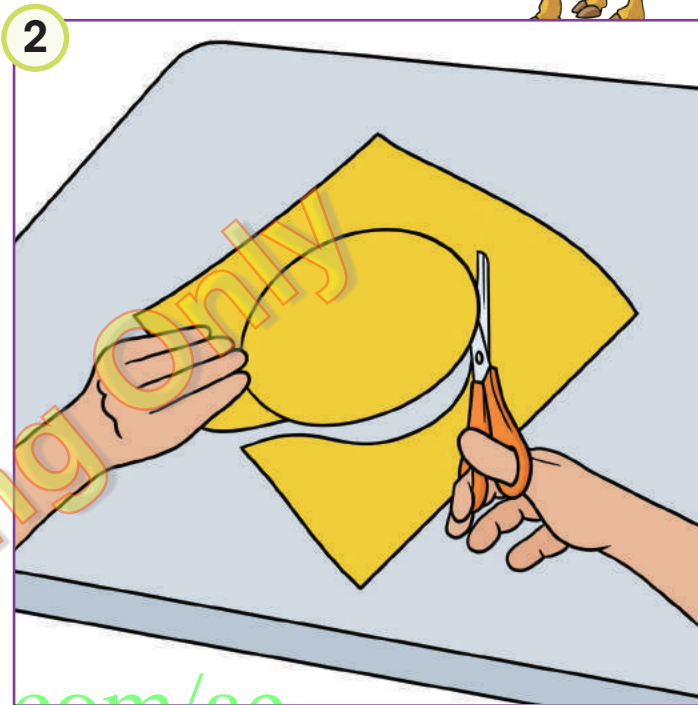
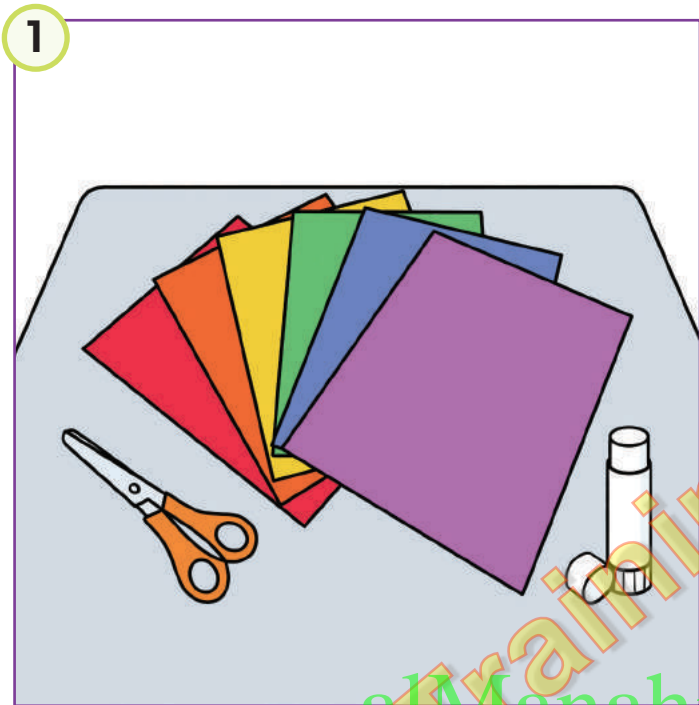
2 Look and point.



Lesson 8 My crafts



1 Cut and paste.



For training only
alManahj.com/ae

UNITED ARAB EMIRATES
MINISTRY OF EDUCATION




الإمارات العربية المتحدة
وزارة التربية والتعليم

الامارات العربية المتحدة

Lesson 9 My colours



7 1 Listen and point.



blue



red

alManahj.com/ae

2 Simon says ...



UNITED ARAB EMIRATES
MINISTRY OF EDUCATION




Lesson 10 My shapes

21st



8 1 Listen and point.



square



blue square



red circle


For Training Only

alManahj.com/ae

UNITED ARAB EMIRATES
MINISTRY OF EDUCATION

الإمارات العربية المتحدة
وزارة التربية والتعليم

2 Follow the lines.



Lesson 11 My letters



Aa

9 1 Listen and chant.

The ant in an apple, a, a, a!

The ant in an apple goes a, a, a!



2 Follow the lines.

alManahj.com/ae

For training only

UNITED ARAB EMIRATES
MINISTRY OF EDUCATION

الإمارات العربية المتحدة
وزارة التربية والتعليم


Lesson 12 My numbers



10 1 Listen and point.



2 Follow the lines.

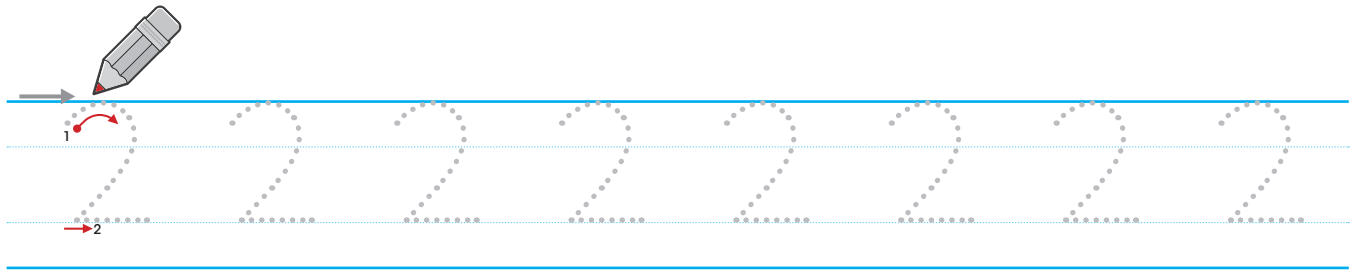


UNITED ARAB EMIRATES
MINISTRY OF EDUCATION



الإمارات العربية المتحدة
وزارة التربية والتعليم


apples








Lesson 13 My English ^{21st}



1 Count and say.



2 Let's play!




MINISTRY OF EDUCATION



وزارة التربية والتعليم

Lesson 14 My crafts

1 Make it!



UNITED ARAB EMIRATES
MINISTRY OF EDUCATION

الإمارات العربية المتحدة
وزارة التربية والتعليم

Lesson 15 My letters



Tt

1 Listen and chant.

Tiny tiger, tiny tiger with a teddy,
Tiny tiger, tiny tiger t, t, t!



2 Follow the lines.


UNITED ARAB EMIRATES
MINISTRY OF EDUCATION

الإمارات العربية المتحدة
وزارة التربية والتعليم

Lesson 16 My numbers



12 1 Listen and point.



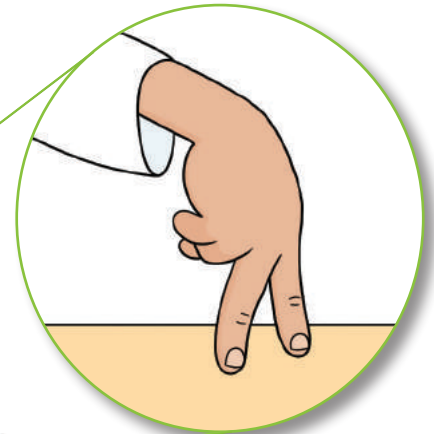

13 2 Listen and point.



UNITED ARAB EMIRATES
MINISTRY OF EDUCATION

الإمارات العربية المتحدة
وزارة التربية والتعليم

3 Guess how many!



Lesson 17 My English


1 Can you say it?



tiger



teddy




ant



apple



sea



sun

UNITED ARAB EMIRATES
MINISTRY OF EDUCATION

الإمارات العربية المتحدة
وزارة التربية والتعليم



2 Simon says ...



Lesson 18 My storytime



14 1 Listen and say.

Look! The sun is shining!
The tiger is in the sea.
The ant is on the sand.
Fun in the sun!



Lesson 19 Goodbye



15 1 Listen and point.



UNITED ARAB EMIRATES
MINISTRY OF EDUCATION



الإمارات العربية المتحدة
وزارة التربية والتعليم

16 2 Let's chant!


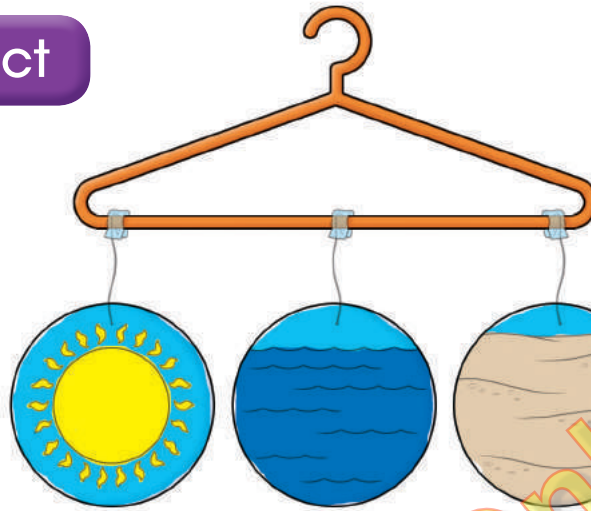


Hello, hello, hello everyone!


Goodbye, goodbye, goodbye everyone!

Lesson 20 Project

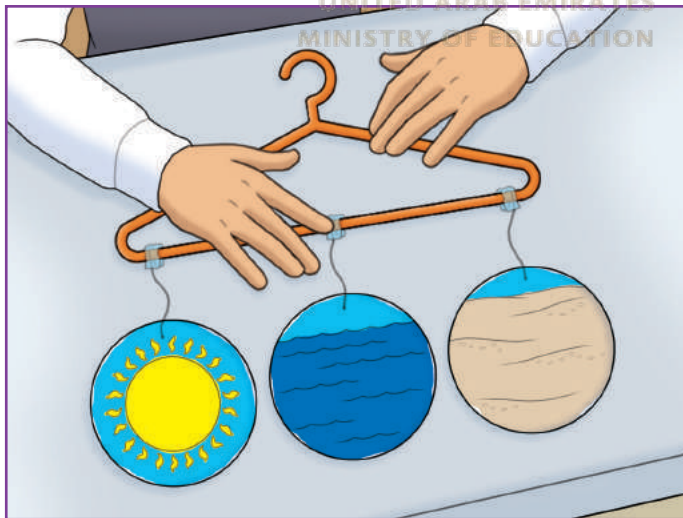
1 Make it!



Cut them out.



Colour.



Stick.



Show your mobile.

Our classroom

Lesson 1 Classroom things

17 1 Let's chant!

Look around the classroom. What can you see?

A desk, a chair and a book.

A desk, a chair and a book for me!

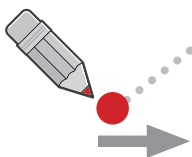
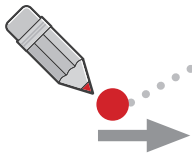
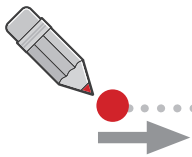


UNITED ARAB EMIRATES
MINISTRY OF EDUCATION



الإمارات العربية المتحدة
وزارة التربية والتعليم

2 Follow the lines. Say the words.











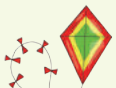
















Lesson 2 My alphabet


18 1 Let's chant!

Now point and say.




Aa  apple	Bb  book	Cc  cat	Dd  duck	Ee  egg
Ff  fish	Gg  goat	Hh  hand	Ii  insect	Jj  jacket
Kk  kite	Ll  leaf	Mm  mouth	Nn 9 nine	Oo  octopus
Pp  pencil	Qq  quilt	Rr  rain	Ss  sun	Tt  table
Uu  umbrella	Vv  van	Ww  window	Xx  box	Yy  yellow
		Zz  zoo		

2 Make it!



Fold.



Write.



Colour.




Show.

Lesson 3 My colours




19 1 Listen and point.



yellow

2 Let's play!

alManahj.com/ae



UNIT 2 ARAB EMIRATES
MINISTRY OF EDUCATION





الإدارة العامة للتربية والتعليم
وزارة التربية والتعليم

Lesson 4 My shapes

21st

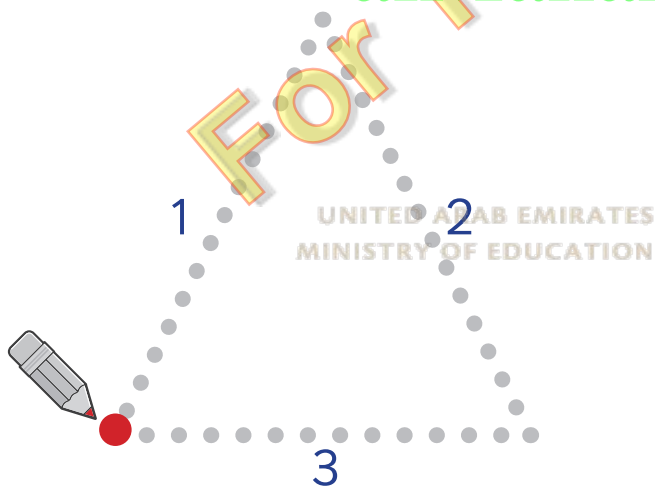


20 1 Listen and point.




2 Follow the lines.

alManahj.com/ae



الإمارات العربية المتحدة
وزارة التربية والتعليم



Lesson 5 My letters



Pp


21 1 Listen and chant.

What in the classroom goes p, p, p?



Paper, pen and pencil, p, p, p.

A penguin in the classroom, p, p, p!

Paper, pen and penguin, p, p, p.



2 Trace.



Lesson 6 My numbers

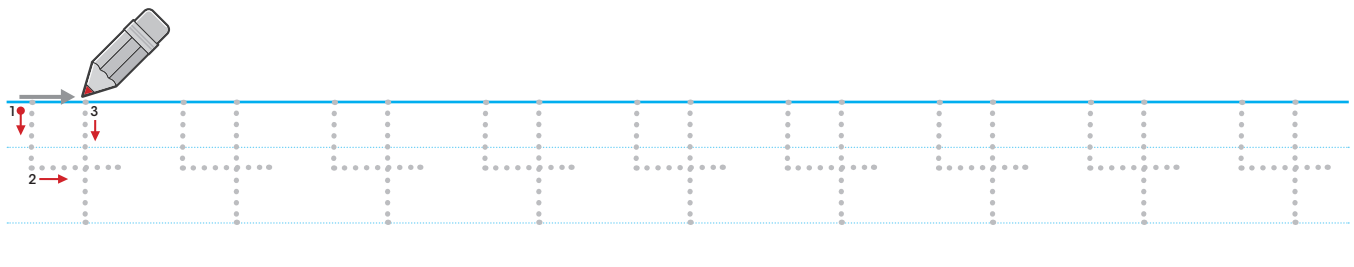
21st



22 1 Listen and point.



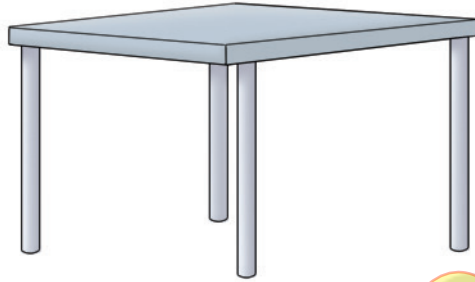


2 Follow the lines.



Lesson 7 My English

1 Can you say it?



2 Look and point.

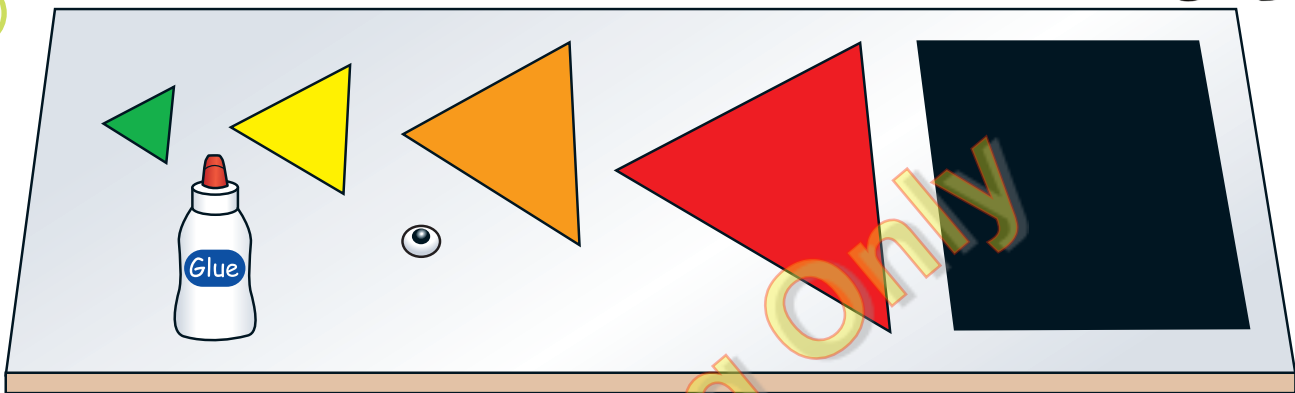


Lesson 8 My crafts

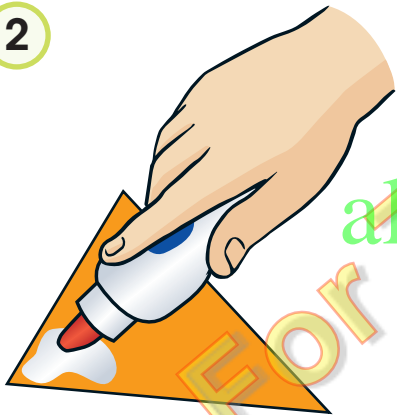


1 Make it!

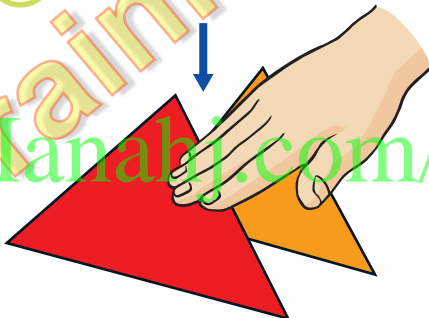
1



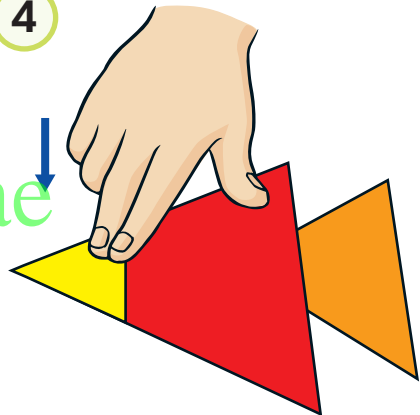
2



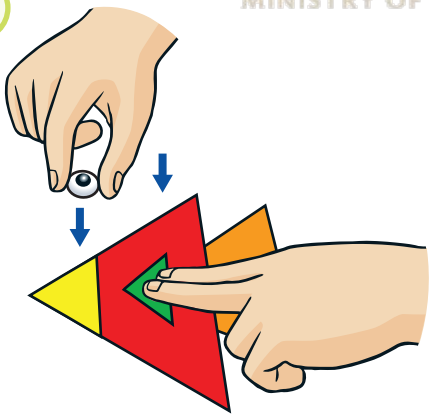
3



4



5



6




UNITED ARAB EMIRATES
MINISTRY OF EDUCATION

الإمارات العربية المتحدة
وزارة التربية والتعليم



Lesson 9 My colours


23 1 Listen and point.



2 Let's play a game.



alManahj.com/ae



UNITED ARAB EMIRATES
MINISTRY OF EDUCATION

الإمارات العربية المتحدة
وزارة التربية والتعليم



Lesson 10 My shapes



24 1 Listen and point.




2 Follow the lines.



UNITED ARAB EMIRATES
MINISTRY OF EDUCATION



الإمارات العربية المتحدة
وزارة التربية والتعليم



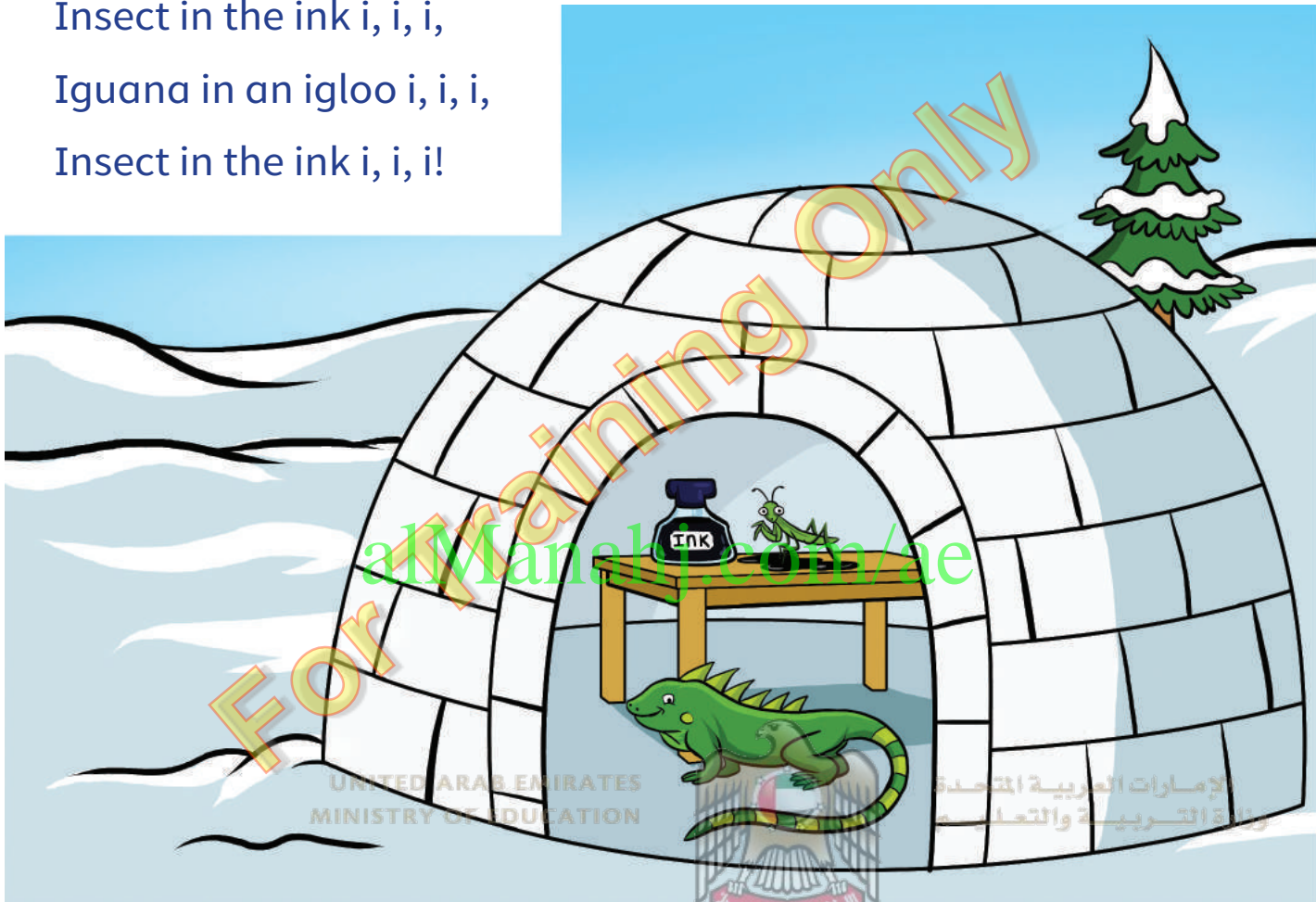
Lesson 11 My letters



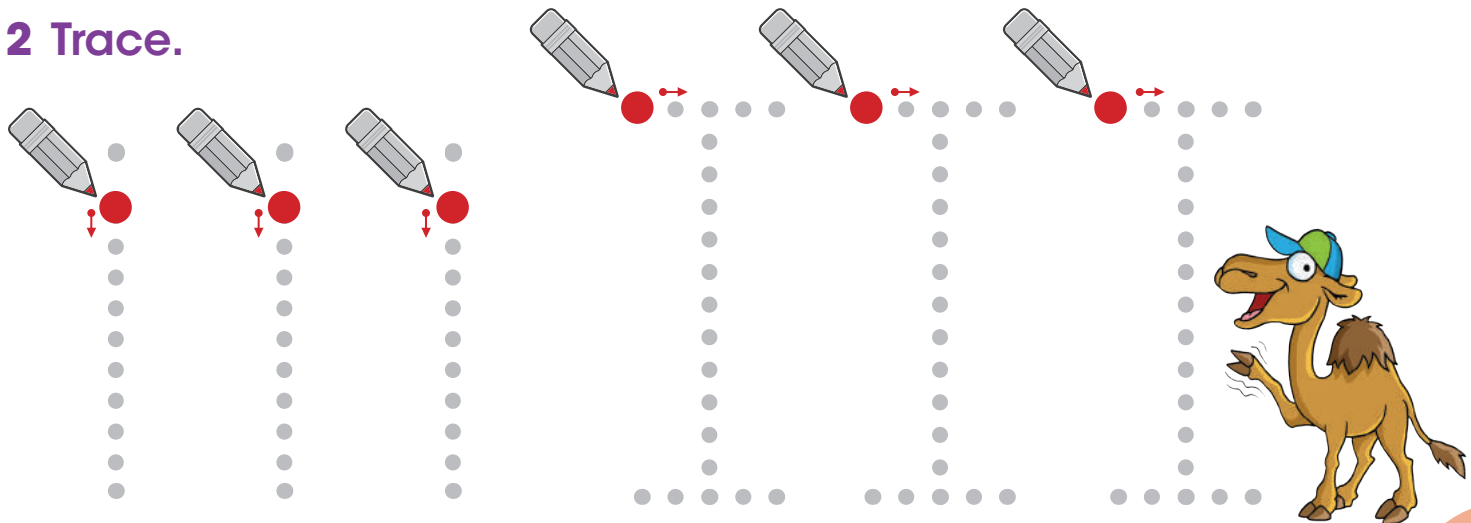
Ii

25 1 Listen and chant.

Iguana in an igloo i, i, i,
Insect in the ink i, i, i,
Iguana in an igloo i, i, i,
Insect in the ink i, i, i!




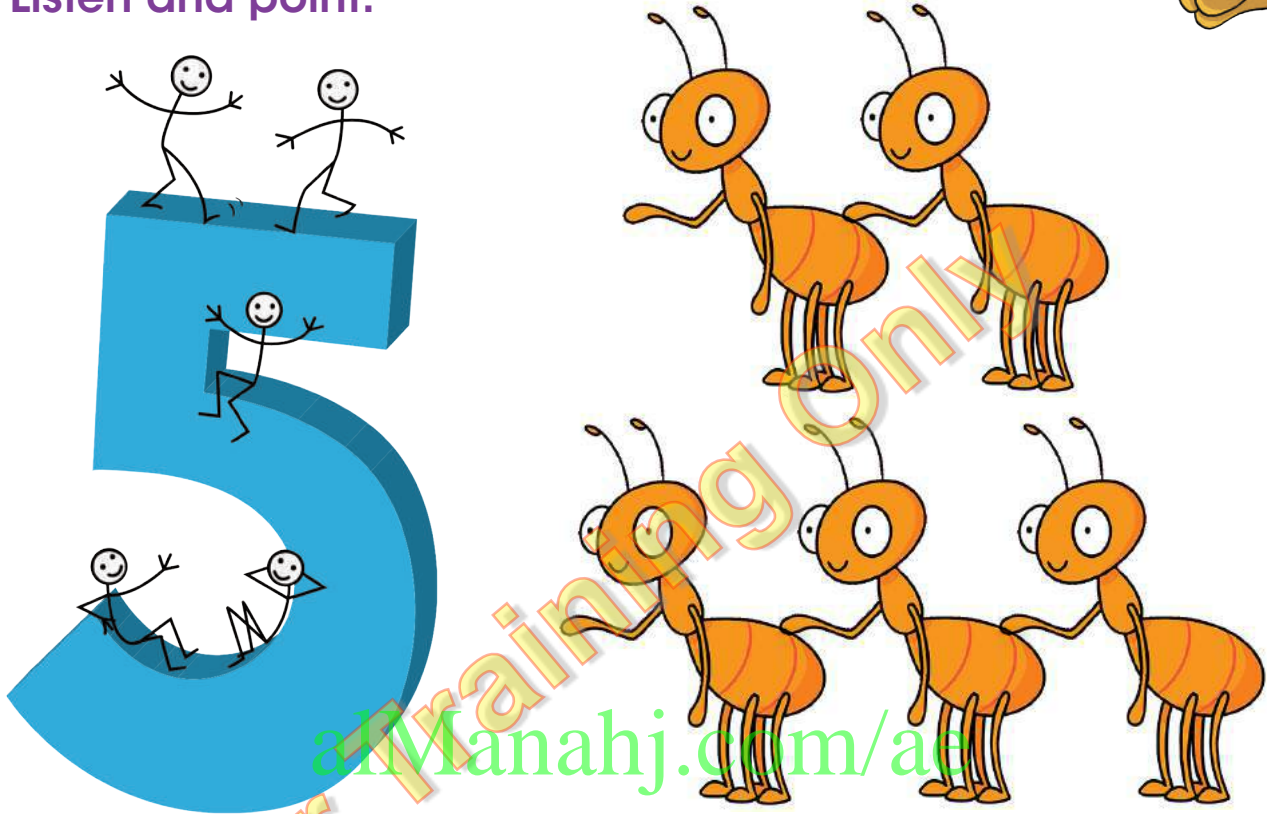
2 Trace.



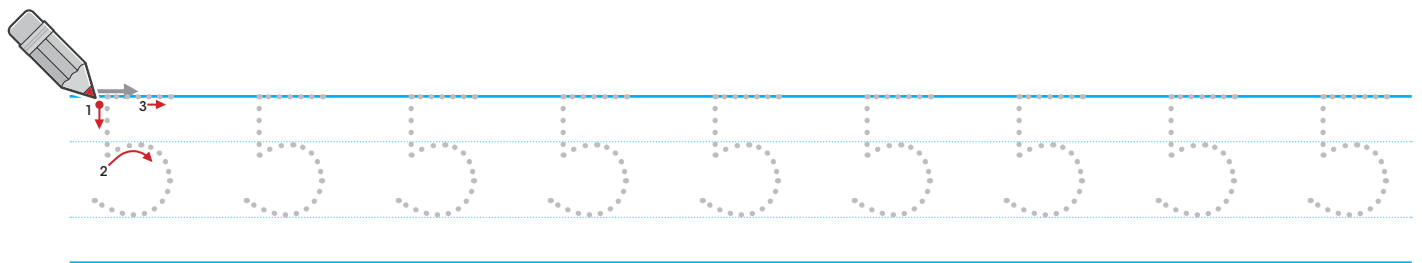
Lesson 12 My numbers



26 1 Listen and point.



2 Follow the lines.



Lesson 13 My English

1 Count, point and say.

1

2

3

4




5



2 Let's play!

UNITED ARAB EMIRATES
MINISTRY OF EDUCATION


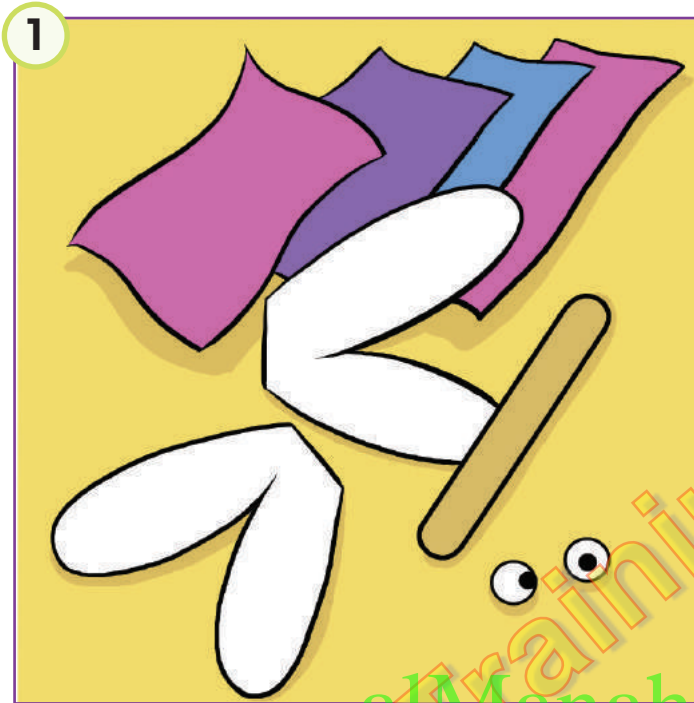
الإمارات العربية المتحدة
وزارة التربية والتعليم



Lesson 14 My crafts



27 1 Make it!



Lesson 15 My sounds




Nn

28 1 Listen and chant.

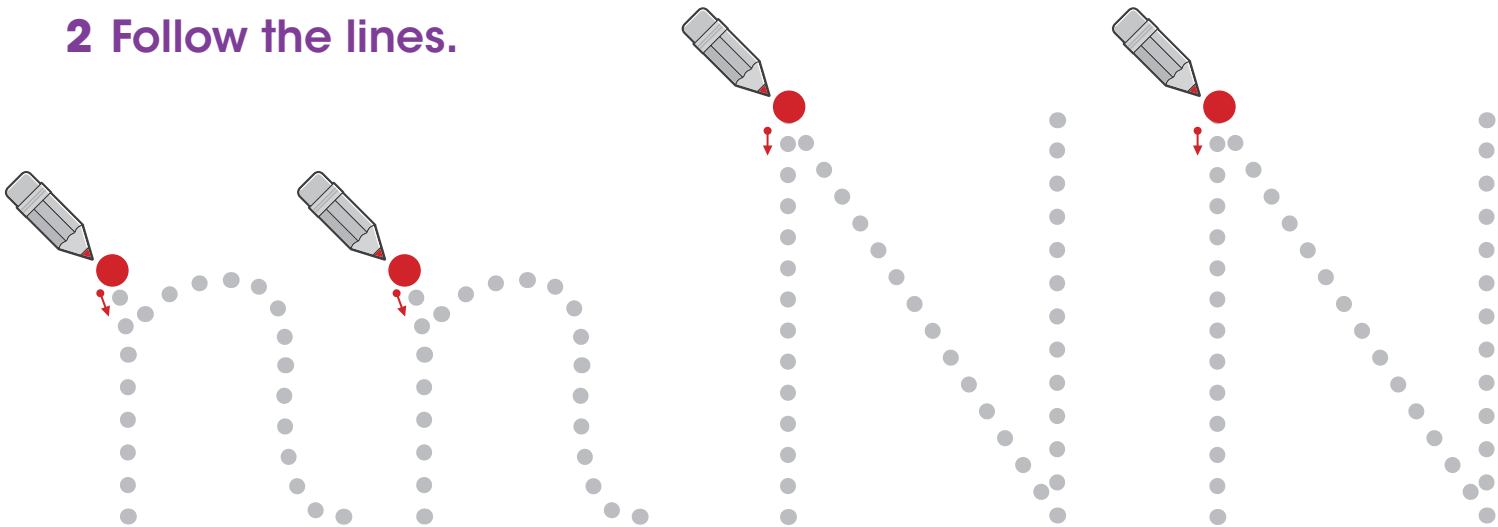
A nice nut in the nest, n, n, n,

A nice nut in the nest, n, n, n,

Nice! Nut! Nest! N, n, n!



2 Follow the lines.




Lesson 16 My numbers

29 1 Listen and say.




2 Guess how many!



Lesson 17 My English


1 Can you say it?



1 red circle




2 blue squares



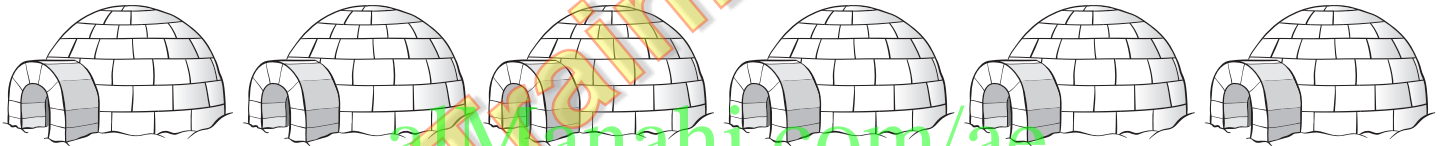
3 yellow rectangles



4 green triangles




5 insects



6 igloos

2 Follow the maze.



Lesson 18 My storytime



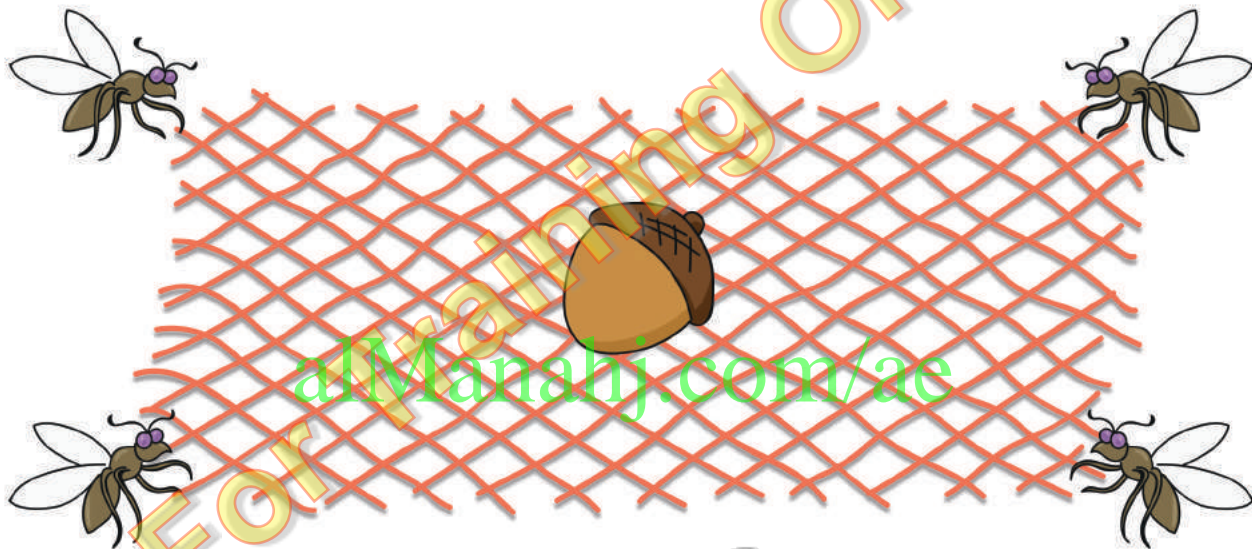
30 1 Listen and say.

Look at the penguin with the big pen.

He met the insects and went fishing with a net.

But they only caught a nut!

Never mind, they had fun!



UNITED ARAB EMIRATES
MINISTRY OF EDUCATION

الإمارات العربية المتحدة
وزارة التربية والتعليم



Lesson 19 Goodbye

31 1 Listen and point.

If your favourite colour is red today,
stand up and say hurray!

If your favourite colour is blue today,
stand up and say hurray!

If your favourite colour is yellow today,
stand up and say hurray!

If your favourite colour is green today,
stand up and say hurray!




alManahj.com/ae

2 Help Penguin find his igloo.




Lesson 20 Project


1 Make a picture board.




Choose paper.
Draw the shapes.



Cut out the
shapes.



Colour the shapes.



Trace the name of
the project.



Stick coloured paper
on the board.




Put sticky tape on
the shapes.




Make a picture.

2 Make a classroom picture jigsaw.




Draw a picture of the
classroom. Colour it.



Trace the name of the
picture.



Cut your picture to make
a jigsaw puzzle.



Do your jigsaw puzzle.


Unit
3

Me and my family

Lesson 1 Me and my family

32 1 Let's chant!

Who is this? One, two, three.
We're a family.
Brother, sister, mum and dad,
And this is me!



2 Make it!



Cut.



Write.



Draw.




Stick.

Lesson 2 My colours



33 1 Listen and point.




white

2 Let's play!

alManahj.com/ae




الإمارات العربية المتحدة
وزارة التربية والتعليم



Lesson 3 My shapes

34 1 Listen and point.



heart



red heart

2 Follow the lines. alManahj.com/ae



Lesson 4 My letters



Mm

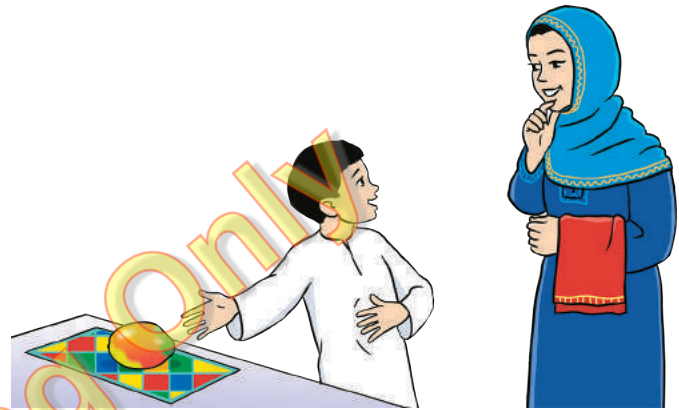
35 1 Listen and chant.

Mmmm, a mango.

A mango on a mat.

Look, Mum! A mango.

A mango on a mat, mmmm!!!



2 Trace.

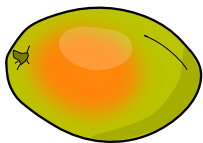


3 What is it?

UNITED ARAB EMIRATES
MINISTRY OF EDUCATION



الإمارات العربية المتحدة
وزارة التربية والتعليم




Is it a mat?

no / yes



Is it Mum?

no / yes




Is it a mango?

no / yes

Lesson 5 My numbers

36 1 Listen and point.

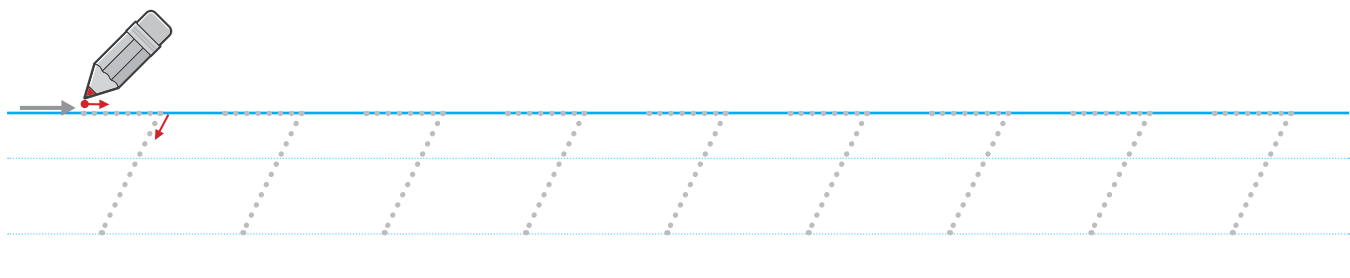


7 books




7 green triangles

2 Follow the lines.




Lesson 6 My English

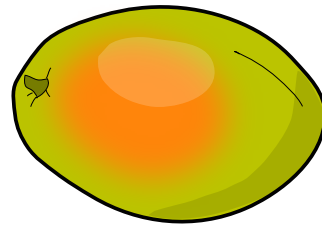
37 1 Can you say it?



mum





mat



mango

2 Look and point.



UNITED ARAB EMIRATES
MINISTRY OF EDUCATION




الإمارات العربية المتحدة
وزارة التربية والتعليم

Lesson 7 My crafts

21st




1 Make it!



Lesson 8 My colours

38 1 Listen and point.





black




white

2 Simon says... alManahj.com/ae



Lesson 9 My shapes

39 1 Listen and point.



star



red heart



yellow star

alManahj.com/ae

2 Follow the lines.



Lesson 10 My letters




Dd

40 1 Listen and chant.

d, d, d, dad
 d, d, d, dad
 d, d, d, doll
 d, d, d, doll
 d, d, d, duck
 d, d, d, duck



2 Trace.



alManahj.com/ae

UNITED ARAB EMIRATES
 MINISTRY OF EDUCATION




الإمارات العربية المتحدة
 وزارة التربية والتعليم

3 What is it?



Is it a duck?

no / yes



Is it a doll?

no / yes




Is it Dad?

no / yes

Lesson 11 My numbers

41 1 Listen and point.

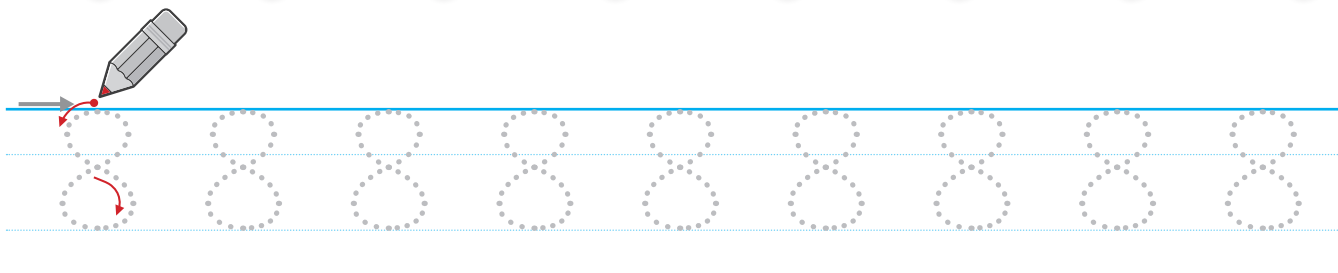



UNITED ARAB EMIRATES
MINISTRY OF EDUCATION



الإمارات العربية المتحدة
وزارة التربية والتعليم

2 Follow the lines.






Lesson 12 My English

1 Count and say.



2 Let's play!



Lesson 13 My letters



Gg

42 1 Listen and chant.

Give a gift to the gorilla!

Give a gift to the goat!

g, g, g, gorilla!

g, g, g, goat!



2 Follow the lines.



allManahj.com/ae

UNITED ARAB EMIRATES
MINISTRY OF EDUCATION



الإمارات العربية المتحدة
وزارة التربية والتعليم

3 What is it?



Is it a gift?

no / yes



Is it a goat?

no / yes



Is it gorilla?

no / yes



Lesson 14 My numbers

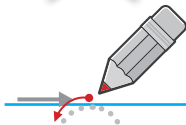
21st



43 1 Listen and point.



2 Follow the lines.




alManahj.com/ae



3 Guess how many!

UNITED ARAB EMIRATES
OF EDUCATION

الإمارات العربية المتحدة
وزارة التربية والتعليم



Lesson 15 My letters




44 1 Listen and chant.

Look! An octopus. O, o, o.

An octopus, an orange and an olive.

An octopus, an orange and an olive.

O, o, o, octopus. Look!

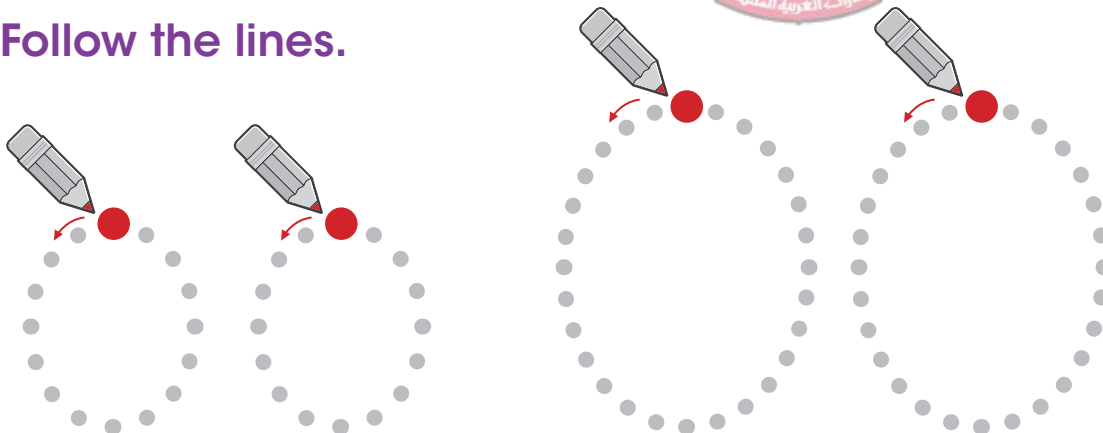


UNITED ARAB EMIRATES
MINISTRY OF EDUCATION



الإمارات العربية المتحدة
وزارة التربية والتعليم

2 Follow the lines.



45 3 Listen and count.




Lesson 16 My numbers



46 1 Listen and point.



47 2 Listen and point. Then say and write.

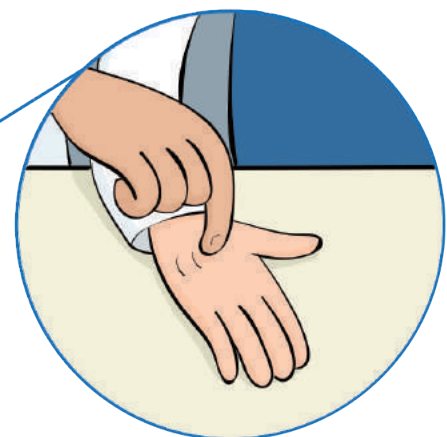



UNITED ARAB EMIRATES
MINISTRY OF EDUCATION



الإمارات العربية المتحدة
وزارة التربية والتعليم

3 Guess the number!



Lesson 17 My English

1 Point and say.




gift



goat




nine



octopus



zero



orange

2 Let's Play!

UNITED ARAB EMIRATES
MINISTRY OF EDUCATION

الإمارات العربية المتحدة
وزارة التربية والتعليم



Lesson 18 My storytime

21st



48 1 Look, listen and point. Then say.



UNITED ARAB EMIRATES
MINISTRY OF EDUCATION



الإمارات العربية المتحدة
وزارة التربية والتعليم

This is my mum.
This is my dad.

He's my brother.
His name is Sultan.

Yes. She's my
baby sister.
Her name is
Mariam.



Who's this?


Oh, and is this
your sister?

Lesson 19 Goodbye

21st



1 Colour.



2 Let's Play!



zero, eight
a red circle ...

الإمارات العربية المتحدة
وزارة التربية والتعليم

four, seven
a black pencil.

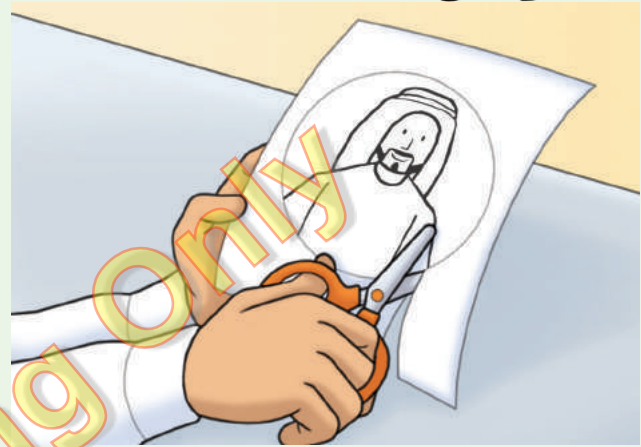





1 Make a poster.




Say the names.




Cut out the pictures.



Colour the pictures.



Stick the pictures.



Lesson 1 Look at the toys!

49 1 Let's chant!

Toys, toys, toys.

Hello! Let's play!

Ball, doll, car.

Let's play today!



2 Make it!



Colour the pictures.



Trace the words.



Cut.



Fold.



Play.



Lesson 2 My colours




50 1 Listen and point.

What colour is it? It's orange. It's orange like the fruit.



2 Let's play!




Lesson 3 My shapes



51 1 Listen and point.

What is it? It's...



a diamond an orange diamond

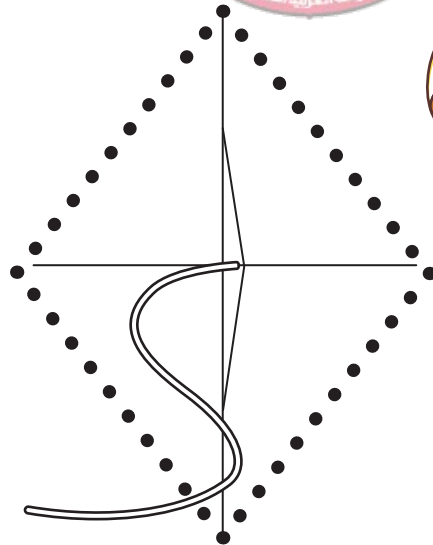
2 Follow the lines.



UNITED ARAB EMIRATES
MINISTRY OF EDUCATION



الإمارات العربية المتحدة
وزارة التعليم



Lesson 4 My letters



Cc

52 1 Listen and chant.

Look! Look! A camel and a cat.



A cat and a camel, c, c, c!

Look! Look! A cat on a cactus.

A cat on a cactus, c, c, c!



2 Trace.



at



actus



amel

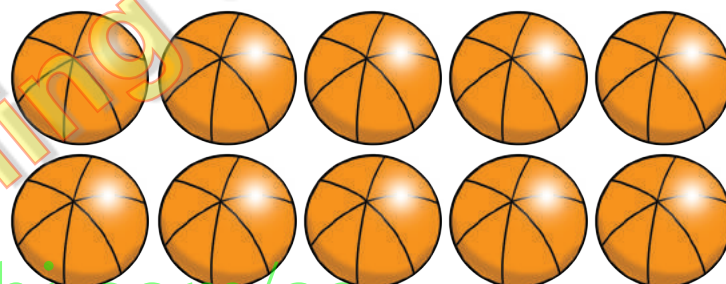
Lesson 5 My numbers



53 1 Listen and point.



10 diamonds




10 orange balls

2 Match and trace.



الإمارات العربية المتحدة
وزارة التربية والتعليم


dolls



10 camels




9 ants



7 diamonds

Lesson 6 My English

1 Can you say it?



cat



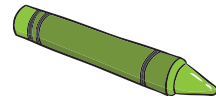
camel



cactus




car



crayon

2 Look and point.



3 What is it?



UNITED ARAB EMIRATES
MINISTRY OF EDUCATION

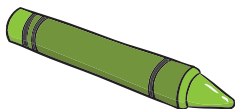
Is it a cat? no / yes



الإمارات العربية المتحدة
وزارة التربية والتعليم



Is it a car? no / yes



Is it a cactus? no / yes

4 I've got a (an) ...

Lesson 7 My words

54 1 Listen and chant.

A bicycle, a panda,
And a plane.

A bicycle, a panda, a plane.

Play with the toys!

Play a game!


A doll, a teddy,

And a car.

A doll, a teddy, a car.

Play with the toys!

Play a game!



55 2 Listen and circle.

UNITED ARAB EMIRATES
MINISTRY OF EDUCATION



الإمارات العربية المتحدة
وزارة التربية والتعليم



bicycle
panda
plane

Language tip

The teddy is **soft**.

The car is **small**.

The **hard** toy.

The **big** bicycle.



Lesson 8 My letters



Kk

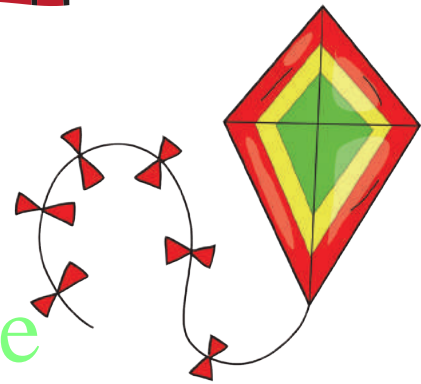
56 1 Listen and chant.

A king and a kite, k, k, k!

King and a kite, k, k, k!

A kitten and a key, k, k, k!

Kitten and a key, k, k, k!





UNITED ARAB EMIRATES
MINISTRY OF EDUCATION



الإمارات العربية المتحدة
وزارة التربية والتعليم

2 Follow the lines.



Lesson 9 My colours



57 1 Listen and point.




It is orange.



It is brown.

alManahj.com/ae


2 Find it!



UNITED ARAB EMIRATES
MINISTRY OF EDUCATION



الإمارات العربية المتحدة
وزارة التربية والتعليم




Lesson 10 My letters



ck

58 1 Listen and chant.

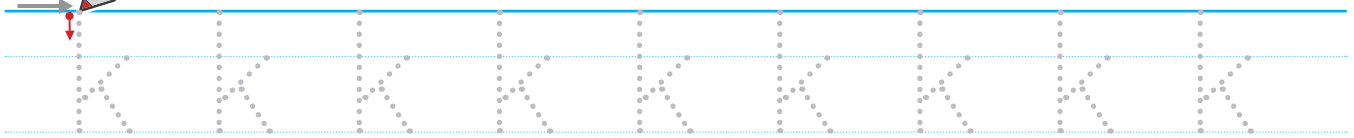
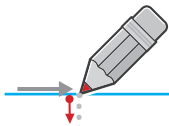
A duck and a chick, ck, ck!
And a big clock, ck, ck!
Listen to the clock, ck, ck!
Tick tock tick tock ck, ck!



UNITED ARAB EMIRATES
MINISTRY OF EDUCATION

الإمارات العربية المتحدة
وزارة التربية والتعليم


2 Follow the lines.



Lesson 11 My numbers



59 1 Listen and point.





2 Count and say.



UNITED ARAB EMIRATES
MINISTRY OF EDUCATION


الإمارات العربية المتحدة
وزارة التربية والتعليم

3 Colour 11 cacti.





Lesson 12 My English

1 Count and say. Then write.



2 Let's play!



3 What is it?

UNITED ARAB EMIRATES
MINISTRY OF EDUCATION



الإمارات العربية المتحدة
وزارة التربية والتعليم




Is it blue? no / yes



Is it green? no / yes



Is it brown? no / yes




Is it white? no / yes




Is it orange? no / yes

Lesson 13 My crafts


1 Make it!



Colour.



Cut.



Stick.



Say.

Lesson 14 My letters



Ee

60 1 Listen and chant.

Elephant, elephant, elephant,


That's great!

Envelope, envelope, envelope,

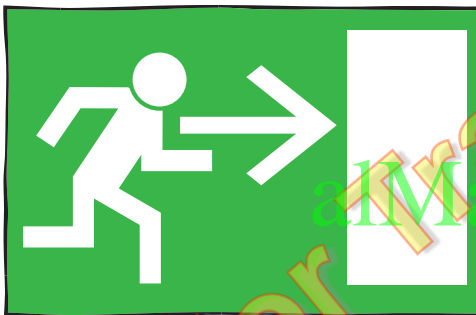
That's great!

Exit, egg, exit, egg,


E, e, e, *THAT'S GREAT!*




elephant



exit

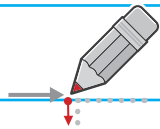


envelope



egg

2 Follow the lines.



Lesson 15 My numbers

21st




61 1 Listen and point.



2 Count and say.

12 boys



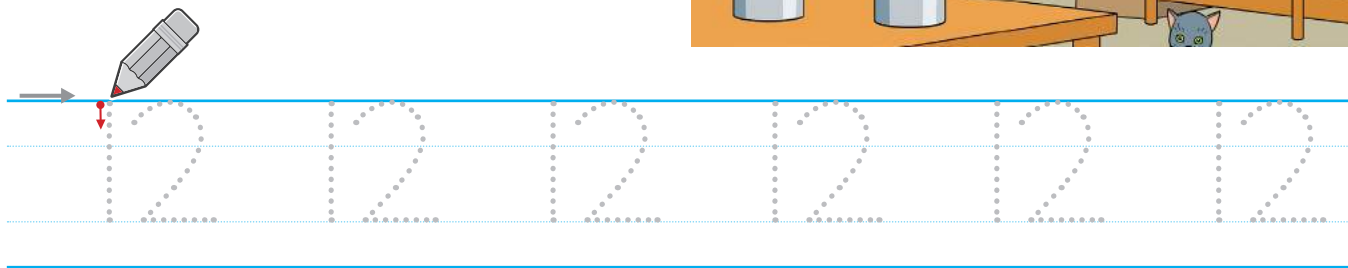
3 Find and count.

UNITED ARAB EMIRATES
MINISTRY OF EDUCATION

12 kittens



4 Follow the lines.



Lesson 16 My letters



Uu

62 1 Listen and chant.

I'm under my umbrella. U, u, u.

Look at me!

Oh no! Up, up, up!

Look at me!

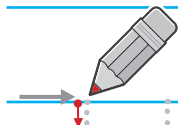
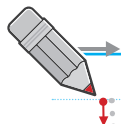


UNITED ARAB EMIRATES
MINISTRY OF EDUCATION



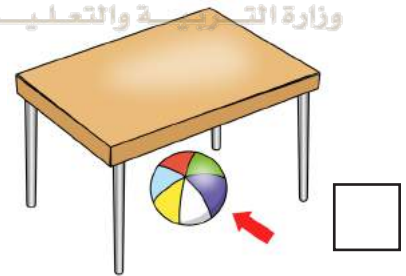
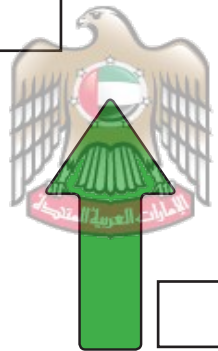

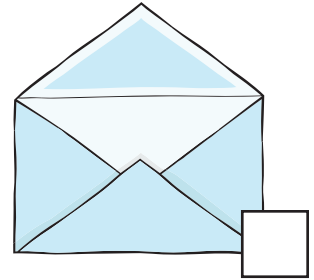
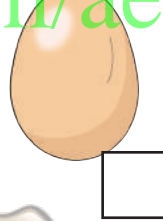





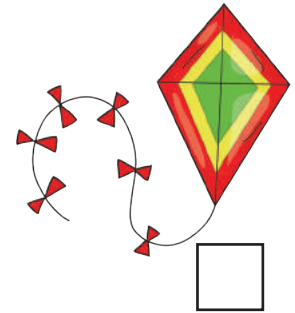
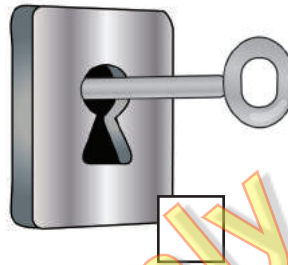


الإمارات العربية المتحدة
وزارة التربية والتعليم

2 Follow the lines.



Lesson 17 My English

1 Which letter?



2 Draw it.



Lesson 18 My storytime



63 1 Listen and say.



Lesson 19 Goodbye


1 Play The Three Game.

E, e, e, elephant!

UNITED ARAB EMIRATES
MINISTRY OF EDUCATION
الإمارات العربية المتحدة
وزارة التربية والتعليم

64 2 Let's chant!


I've got a ball!
Let's play! Let's play!
I've got a ball!
Let's play today!




Lesson 20 Project

21st


1 Make it!



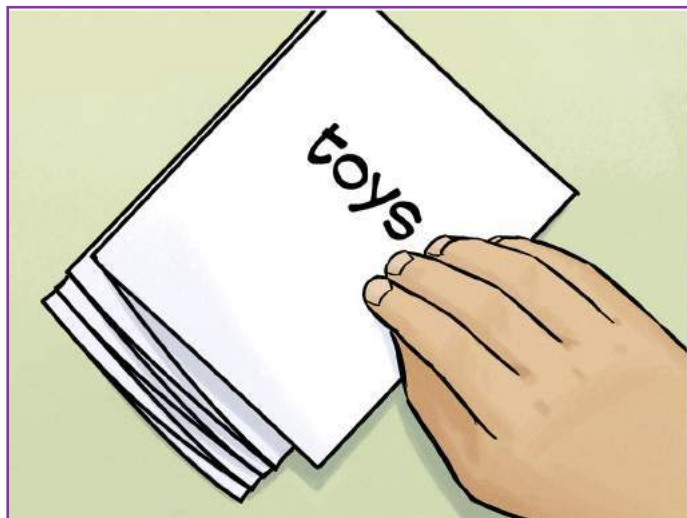
Draw.




Cut.



Stick.



Fold.



Say.

Unit 1 Wordlist

a
ant(s)
apple
blue
camel
circle(s)
colour
Goodbye!
Hello!
in
it
my
one / 1
red
sea
square(s)
sun
teddy
the
three / 3
tiger
two / 2

Phrase List

How are you today?
Hurray!
Listen!
Look!

UNITED ARAB EMIRATES
MINISTRY OF EDUCATION



الإمارات العربية المتحدة
وزارة التربية والتعليم

alManahj.com/ae

Unit 2 Wordlist

an
big
book
chair(s)
desk(s)
favourite
five / 5
four / 4
green
his
igloo
iguana
in
ink
insect
nest
nice
nut
paper
pen(s)
pencil(s)
penguin
play

rectangle(s)
six / 6
triangle(s)
yellow
your

Phrase List

Who is it?

UNITED ARAB EMIRATES
MINISTRY OF EDUCATION



الإمارات العربية المتحدة
وزارة التربية والتعليم

alManahj.com/ae

Unit 3 Wordlist

and
baby
black
brother(s)
dad
doll
duck(s)
eight / 8
family
gift(s)
give
goat(s)
gorilla(s)
heart
her
mango
mat
me
mum
nine / 9
octopus
olive(s)
on
orange(s)
seven
sister
star

we
white
zero

Phrase List

Who is this?
He / she / This is; There is ...
Is it a mango?
Is this your sister? Yes
His / Her name is...
There are no (muffins)
This is me.
What colour is it?

UNITED ARAB EMIRATES
MINISTRY OF EDUCATION



الإمارات العربية المتحدة
وزارة التربية والتعليم

Unit 4 Wordlist

ball
bicycle
boy(s)
brown
cactus
car
cat
chick
clock
diamond
egg
elephant
eleven / 11
envelope
exit
hard
key
kite
kitten
orange
panda
plane
small
soft

ten / 10
toy(s)
twelve / 12
umbrella
under
up

Phrase List

I've got (a) ...

What is it?

Where's the...?

Where is my ...? It's here. / It's (over) there.

UNITED ARAB EMIRATES
MINISTRY OF EDUCATION



الإمارات العربية المتحدة
وزارة التربية والتعليم



For Training Only

alManahj.com/ae

UNITED ARAB EMIRATES
MINISTRY OF EDUCATION



الإمارات العربية المتحدة
وزارة التربية والتعليم

For Training Only

alManahj.com/ae

UNITED ARAB EMIRATES
MINISTRY OF EDUCATION



الإمارات العربية المتحدة
وزارة التربية والتعليم