



TIME FOR ENGLISH

STUDENT'S BOOK

PRIMARY ONE

First Term

alManahj.com/ae


أطع ربك ..

أطع والديك ..

أطع معلمك .. تكن من المتفوقين

أ/ محمود أبو غنيمه







My friends

أصدقائي

Word Time

A. Listen and repeat.

1.



Mona

2.



Kareem

3.



Samy

4.



Sokkara



Hello! I'm Kareem.

The Hello Song

Hello! I'm Mona.

Hello, hello, hello!

Hello! I'm Kareem.

Hello, hello, hello!

Hello, I'm Samy.

Hello, hello, hello!

Hello, I'm Sokkara.

Hello, hello, hello!

Action Word Time

A. Listen and repeat.

1.



smile

2.



wave

3.



shake hands


4.



nod



Word Time



ant



apple



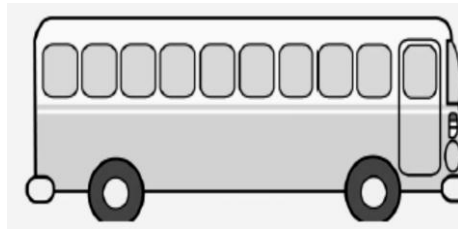
arm

alManahj.com/ae





boy



bus



bird

alManahj.com/ae



Song

Ant on the Apple

(Melody: *Jimmy Crack Corn*)

Ant on the apple, a, a, a.

Arm, arm, a, a, a.

Ant on the apple, a, a, a.

Sing the letter A.

Boy on the bus, b, b, b.

Bird, bird, b, b, b.

Boy on the bus, b, b, b.

Sing the letter B.

3 - Action Word Time

Shake Hands

Shake hands.

Shake hands.

Smile, smile.

Smile, smile.

Nod, nod.

Nod, nod.

Wave, wave.

Wave, wave.

Shake hands, smile, nod, wave....Hello!





Word Time

 Match. Draw.

1.



Mona

2.



Kareem

3.



Samy

4.



Sokkara

a.



b.



c.



d.



Use the Words

 Circle Mona, Kareem, Samy, and Sokkara.


1. Mona




2. Kareem



3. Samy



4. Sokkara



Hello, I'm _____.




Action Word Time

 Which ones are the same? Circle.

1. wave



2. shake hands



3. smile



4. nod




Phonics Time


ant apple arm boy bus bird

A. Circle the beginning sound.


1.

a	
b	


2.

a	
b	


3.

a	
b	


4.

a	
b	

5.

a	
b	

6.

a	
b	

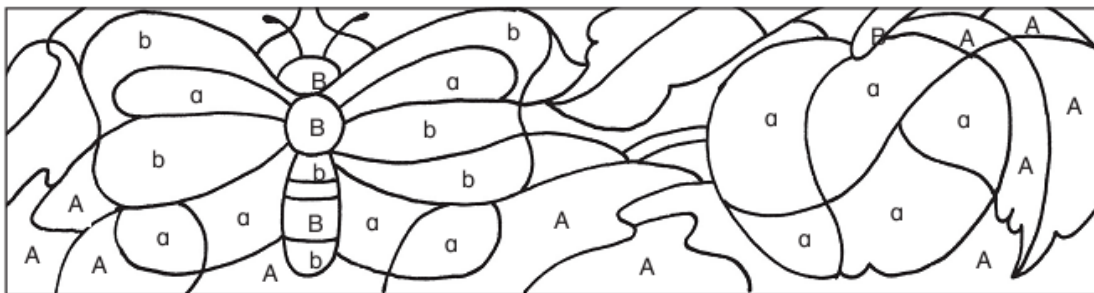
B. Write the letters. alManahj.com/ae

Tracing practice for uppercase A and lowercase a on a four-line grid. The first row shows 'A' with stroke order numbers 1, 2, and 3, followed by a plain 'A'. The second row shows 'a' with stroke order numbers 1 and 2, followed by a plain 'a'.

Tracing practice for uppercase B and lowercase b on a four-line grid. The first row shows 'B' with stroke order numbers 1, 2, and 3, followed by a plain 'B'. The second row shows 'b' with stroke order numbers 1 and 2, followed by a plain 'b'.

C. Colour the picture. Use the colour key.

Colour key: A =  green, a =  red, B =  black, b =  yellow,  =  blue



Exercises On Unit One:

1- Listen and circle:

1- A



2- B




2- Listen and circle:

alManahj.com/ae

1- apple



2- ant




3- arm




4- boy



5- bus

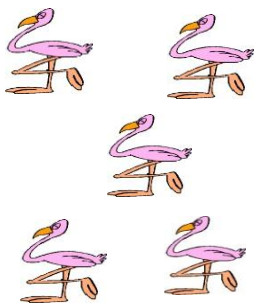


6- bird



3-Count and write the number of each picture

أكتب العدد



.....



.....



.....



.....



.....

alManhaj.com/ae



alManahj.com/ae



alManahj.com/ae



alManahj.com/ae



alManahj.com/ae



alManahj.com/ae



alManahj.com/ae



alManahj.com/ae





Numbers

الأرقام

Word Time

A.  Listen and repeat.

1 2 3 4 5

1 2 3 4 5

1 2 3 4 5

1 2 3 4 5

1 2 3 4 5



1

2

3

4

5

one

two

three

four

five

alManahj.com/ae



😊 Match وصل



1



2



3



4



5



😊 Count

أكتب العدد

alManahj.com/ae



.....



.....



.....



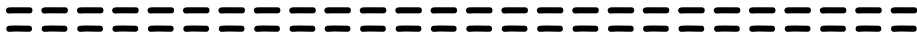
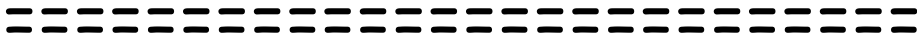
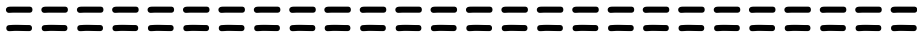
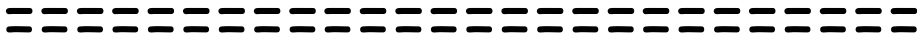
.....



.....



☺ Listen and circle استمع و ضع دائرة



Use the Words

A.  Listen and repeat.

I'm one year old.



I'm five years old.

THE AGE YOU

I'm two years old.

I'm four years old. www.Momahj.com/ae

I'm five years old.

I'm one year old.

I'm three years old.

I'm five years old.

I'm five years old.

I'm four years old.

I'm three years old.

I'm three years old.

I'm two years old.

I'm one year old.



Action Word Time

A.  Listen and repeat.



draw



read




write



count



Action Word Time

 Listen and repeat.



draw	read	write	count
-------------	-------------	--------------	--------------

--	--	--	--

alManahj.com/ae			
--	--	--	--

--	--	--	--


--	--	--	--

--	--	--	--

--	--	--	--

--	--	--	--





cake	car	cat
-------------	------------	------------

--	--	--

--	--	--

alManahj.com/ae

--	--	--


--	--	--

--	--	--

--	--	--

--	--	--





dog

donkey

doll

alManahj.com/ae



song

Cat in the car, c, c, c.

Cake, cake, c, c, c.

Cat in the car, c, c, c.

Sing the letter C.

Doll on the donkey, d, d, d.

Dog, dog, d, d, d.

Doll on the donkey, d, d, d.

Sing the letter D.





Word Time

 **A. Trace the numbers.**

1


2


3

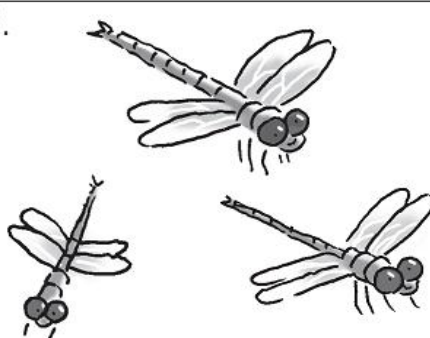
4


5


 **B. How many? Write the number in the box.**


1. 

2. 

3. 

4. 



5. 

6. 



Use the Words

  **A. Count. Write the number. Colour.**



 **B. Write the missing numbers. Write your age.**




1 4

I'm _____ years old.



Action Word Time

 Which ones are the same? Circle.



2. write



3. draw















4. count



Phonics Time









cake car cat dog donkey doll

A. Circle the beginning sound.
















1.			2.			3.		
4.			5.			6.		

alManahj.com/ae

B. Write the letters.

C. Connect the objects with the same beginning sound.



Exercises On Unit Two:

1- Listen and circle:

b	C	D	B
d	D	B	A
a	B	A	C
c	D	C	A

alManahj.com/ae

2- Listen and circle:


1-doll



2- cake



3-car




4- cat



5-dog





6- donkey



3-Count and write

اكتب العدد تحت كل صورة:



.....

.....

.....

.....

.....

4-Match each picture to its letter:



A



D

alManahj.com/ae

C



B



5-Match the letters: صل الحرف الكبير بالحرف الصغير

A

C

D

b

C

a

B

d



alManahj.com/ae



alManahj.com/ae



alManahj.com/ae



alManahj.com/ae



alManahj.com/ae



alManahj.com/ae



alManahj.com/ae



alManahj.com/ae





My Family

أسرتي

Word Time

A.  Listen and repeat.

1.



2.



3.



4.



mother

father

sister

brother

alManahj.com/ae



This is my mother

alManahj.com/ae



Song

This is my mother.
 Yes, oh yes!
 This is my sister.
 Yes, oh yes!
 * * * * Yes, oh yes!



This is my father.
 Yes, oh yes!
 This is my brother.
 Yes, oh yes!
 * * * * Yes, oh yes!

Stand Up Chant

Stand up. * *

Stand up. * *

Sit down. * *

Sit down. * *

Hands up. * *

Hands up. * *

Hands down. * *

Hands down. * *

Stand up. * *


Sit down. * *

Hands up. * *

Hands down. * *

Song


Eight on the egg, e, e, e.
Elephant, elephant, e, e, e.
Eight on the egg, e, e, e.
Sing the letter E.



Fan on the fish, f, f, f.
Farmer, farmer, f, f, f.
Fan on the fish, f, f, f.
Sing the letter F.



8



eight

elephant

egg

alManahj.com/ae





farmer


fish

fan

alManahj.com/ae



Use the Words

 Which one is the same? Circle.

1. This is my father



2. This is my brother



3. This is my mother

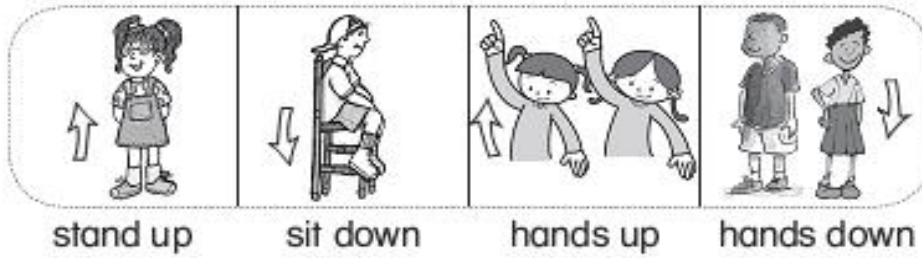


4. This is my sister



Action Word Time

 Circle this pattern across → or down ↓







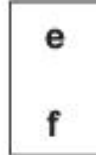







				
				
				
				
				



Phonics Time

egg elephant eight farmer fan fish

A. Circle the beginning sound.

1.			2.			3.		
4.			5.			6.		

B. Write the letters.

alManahj.com/ae

C. Look at exercise A. Find and circle.



Exercises On Unit Three:

1- Listen and circle:

C	a	f	c
E	d	e	b
F	c	a	f
A	a	g	i
D	b	d	e

2- Listen and circle:

1-egg



2-elephant



3-eight



4- fish



5-fan



3 -Match each picture to its letter:


صل كل صورة بالحرف التي تبدأ به:



a

alManahj.com/ae

f



d

e



c



alManahj.com/ae



alManahj.com/ae



alManahj.com/ae



alManahj.com/ae



alManahj.com/ae



alManahj.com/ae



alManahj.com/ae



Shapes

الأشكال



Word Time

A. Listen and repeat.

1.



circle

2.




heart

3.







star

4.



square

Look and colour



alManahj.com/ae

Use The Words





I See a Star

I see a star. I see a circle.

I see a heart. I see a square.







girl

goat

garden

alManahj.com/ae





horse


house

hen

alManahj.com/ae



C.  Listen and point. Then sing along.



Girl on the Goat

Girl on the goat, g, g, g.

Garden, garden, g, g, g.

Girl on the goat, g, g, g.

Sing the letter G.


alManahj.com/ae

Horse in the house, h, h, h.

Hen, hen, h, h, h.


Horse in the house, h, h, h.

Sing the letter H.

 **A. Circle the beginning sound.**


1.

g
h




2.

g
h




3.

g
h




4.

g
h




5.

g
h



6.



g
h





Use the Words

  **A. Match. Colour.**



  **B. Add your own fish above. Colour.**

I see a _____.



Action Word Time

 Match.

1. 
walk


2. 
dive


3. 
swim

4. 
jump


5. 
walk


6. 
swim

a. 
dive

b. 
swim

c. 
walk

d. 
jump

e. 
swim

f. 
walk

alManahj.com/ae



Exercises On Unit Four:

1- Listen and circle:

1-garden



2-girl



3-jump



4- goat



5-horse



6- house




2 -Match each picture to its word:


صل كل صورة بالكلمة التي تبدأ به :



star




heart



circle

alManahj.com/ae

dive



walk



alManahj.com/ae



alManahj.com/ae



alManahj.com/ae



alManahj.com/ae



alManahj.com/ae



alManahj.com/ae



alManahj.com/ae





Colours

الألوان

Word Time

A.  Listen and repeat.

1.



أزرق

blue

2.



أحمر

red

3.



أصفر

yellow

4.



أخضر

green

5.



أسود

black

alManahj.com/ae



Action Word Time

A.  Listen and repeat.

1.



draw a circle

2.



colour the picture

3.



count the stars

4.




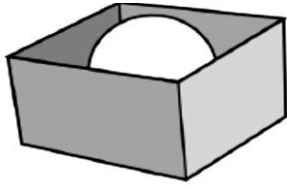
point to a red heart

alManahj.com/ae

Write with Me

Count with me.
 Draw with me.
 Colour with me.
 Point to a heart.
 Count with me.
 Draw with me.
 Colour with me.
 Point to a heart.






in

ink

insect

alManahj.com/ae





jeans

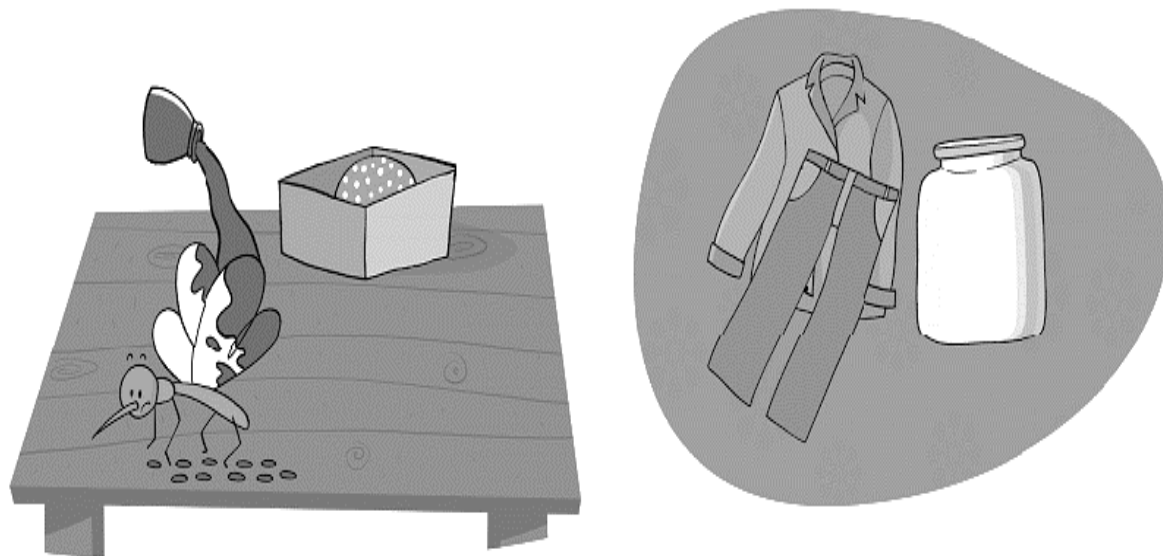
jar

jacket

alManahj.com/ae



C.  Listen and point. Then sing along.



alManahj.com/ae
Ink on the Insect

Ink on the insect, i, i, i.
In, in, i, i, i.
Ink on the insect, i, i, i.
Sing the letter I.

Jeans on the jacket, j, j, j.
Jar, jar, j, j, j.
Jeans on the jacket, j, j, j.
Sing the letter J.



Word Time

 A. Count the dots. Colour.

أحمر أصفر أزرق برتقالى أسود أخضر

.

..

...

....

.....

.....



Use the Words

 Connect. Colour.

1. أحمر



2. أصفر



3. أزرق



4. برتقالي



5. أسود



6. أخضر




It's _____.



Action Word Time

 Which one is the same? Circle.

1. draw a circle



2. colour the picture



3. count the stars




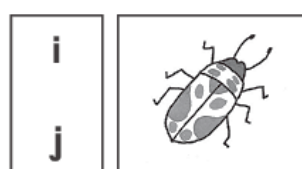



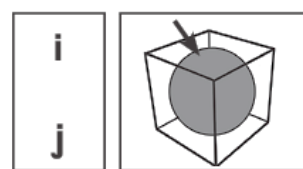
4. point to a heart






Phonics Time

ink insect in jar jacket jeans










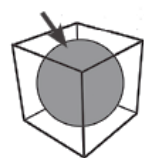
 **A. Write the beginning sound.**

1.		2.		3.	
4.		5.		6.	

 **B. Write the letters.** alManahj.com/ae

 **C. Draw the shapes around the item that begins with i and j.**



Exercises On Unit Five:

1- Listen and circle:

h	A	H	G
e	F	E	I
c	B	C	A
f	E	D	F
a	H	A	I
d	B	D	C
i	J	I	H
g	G	E	A
b	C	D	B
j	G	H	J



2- Colour and match:

yellow

green

red

blue

black

3-Match the letters: alManahj.com/ae صل الحرف الكبير بالحرف الصغير

g	H
b	G
h	B

6-Copy the following:

اكتب ما يأتي

The star is blue.



alManahj.com/ae



alManahj.com/ae



alManahj.com/ae



alManahj.com/ae



alManahj.com/ae



alManahj.com/ae



alManahj.com/ae













Review

Part 1

A. Listen and tick.




1.   2.  




Mona Sokkara square star




3.   4.  




blue green heart circle

B. Listen and match.

1.   
black circle yellow star

2.   
green star green circle

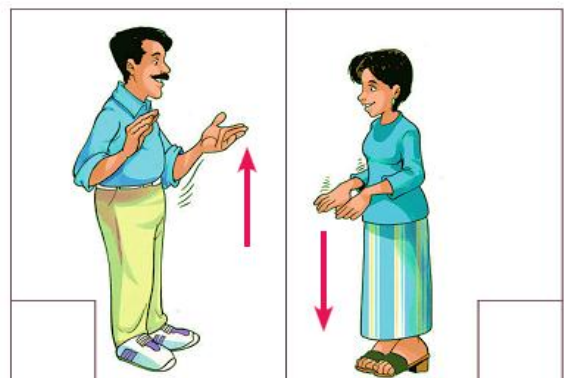


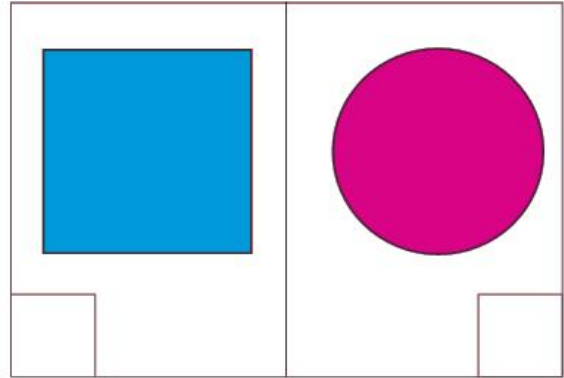
3.   
red square red heart

4.   
yellow heart black square








Part 2

A.  Listen and tick the picture.

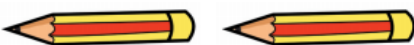









Part 3






A.  Listen and match.

1. •	2. •	3. •	4. •	5. •
				

B. Look at the pictures. Circle the correct number.

1 	2 
<input checked="" type="radio"/> 2 3 4	2 4 5
3 	4 
2 4 5	1 2 5
5 	6 
1 3 5	3 4 5
7 	8 
2 3 4	3 4 5

C. Trace the letters. Then circle and connect.


<u>Aa</u>	<u>Bb</u>	<u>Cc</u>	<u>Dd</u>	<u>Ee</u>
•	•	•	•	•
				




Part 4

A.  Listen and match.

1. • 2. • 3. • 4. • 5. • 6. •




B. Listen and write the number.



C. Trace the letters. Then circle and connect.

Ff Gg Hh Ii Jj


















Review

Part 1

 A. Colour.






					
					

 B. Look at A. Colour below.



Review **Part 2**

 Which one is the same? Circle.

1.     

Let's shake hands.

2.     

Colour the picture.

3.     

I see Samy.

4.    

Let's wave.





Review

Part 3

 **A. Trace the letters.**



 **B. Write the letters.**




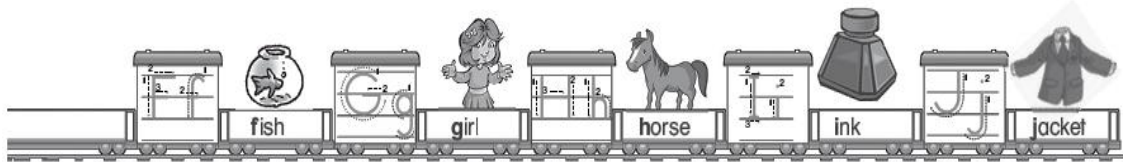
 **C. Connect.**

alManahj.com/ae

<p>A .</p> <p>B .</p> <p>C .</p> <p>D .</p> <p>E .</p> <p>F .</p> <p>G .</p> <p>H .</p> <p>I .</p> <p>J .</p>	         	<p>. g</p> <p>. d</p> <p>. a</p> <p>. h</p> <p>. f</p> <p>. i</p> <p>. e</p> <p>. j</p> <p>. c</p> <p>. b</p>
---	--	---




Review Part 4



D. Connect in A-B-C order

alManahj.com/ae



alManahj.com/ae



alManahj.com/ae



alManahj.com/ae



alManahj.com/ae



alManahj.com/ae



alManahj.com/ae



alManahj.com/ae



alManahj.com/ae

