

تم تحميل هذا الملف من موقع المناهج الإماراتية



*للحصول على أوراق عمل لجميع الصفوف وجميع المواد اضغط هنا

<https://almanahj.com/ae>

* للحصول على أوراق عمل لجميع مواد الصف الرابع اضغط هنا

<https://almanahj.com/ae/4>

* للحصول على جميع أوراق الصف الرابع في مادة تصميم ولجميع الفصول, اضغط هنا

<https://almanahj.com/ae/4design>

* للحصول على أوراق عمل لجميع مواد الصف الرابع في مادة تصميم الخاصة بـ الفصل الأول اضغط هنا

<https://almanahj.com/ae/4design1>

* لتحميل كتب جميع المواد في جميع الفصول للـ الصف الرابع اضغط هنا

<https://almanahj.com/ae/grade4>

للتحدث إلى بوت المناهج على تلغرام: اضغط هنا

https://t.me/almanahj_bot



STUDENT SECTION

Name				Class	
Student MOE number (SIS)		School MOE Number		STUDENT SIGNATURE	
School name					

PLEASE NOTE: This **SAMPLE** paper is to guide students on question types **ONLY**, and not the content for the final end-of-term examination. The assessed units can be found in the Assessment Guide.

Design Technology
SAMPLE EXAM PAPER
Grades 4, 5, 6
Term 1
Date: November 2017
Duration: 35 minutes

TEACHER NOTES & INSTRUCTIONS

Please tick ✓ the correct answers in **RED INK** and then write the mark awarded in the marking columns. With multiple mark answers highlight where the mark is awarded by **underlining** or by using an extra tick.

STUDENT INSTRUCTIONS –

Students must attempt **all** questions
This is a **closed-book** examination.
For this examination, you must have:

1. An ink pen – blue or black.
2. A pencil.

FOR ADMIN ONLY



MARKING RECORD

Section	Section TOTALS
Section 1	
Section 2	
Section 3	
Section 4	
MARKER SIGNATURE	TOTAL MARKS
MODERATOR SIGNATURE	

SECTION 1 – Matching

Match the word to the picture. Write the matching letter in the correct box. The first one has been done for you. (2 marks each)

Terms

<ul style="list-style-type: none"> Example: Character 	F
1. Character	
2. 	
3. 	

Explanations

A person in a video game	F
Bar code	A
A person in a video game	B
Shrink	C

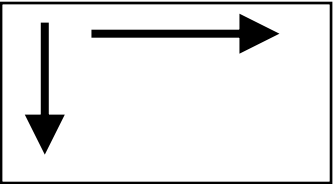



/ 6

SECTION 2 – Labelling

Label the icons with answers from the answer bank.

(2 marks for each blank)

(A) Shrink (B) Ground Tool (C) Record button (~~D) Direction of flow~~

	<p><u>(D) Direction of flow</u></p>
	<p>(Q1) _____</p>
	<p>(Q2) _____</p>
	<p><u>(Q3)</u> _____</p>

SECTION 3 – Multiple Choice Questions

Choose and circle the correct answer for the images given below – A, B or C.
(2 marks each)

Example:

What is this? →



- A) Edison
- B) EdComm Cable
- C) PC

1. Charles Babbage was:
 - A) a sportsman
 - B) an inventor
 - C) a librarian
2. Which of the following makes games more fun?
 - A) Zoom
 - B) Glow
 - C) Difficulty
3. What is a clone?
 - A) A copy
 - B) A sound
 - C) An image

/ 6

SECTION 4 – True or False

Choose and circle the correct answer TRUE or FALSE.

(1 mark each)

Example:

The Edison robot can play music.

TRUE FALSE

- | | | |
|--|----------------------------|-----------------------------|
| 1. Edware is a piece of software. | <input type="radio"/> TRUE | <input type="radio"/> FALSE |
| 2. You select New World in Kodu to create a new game. | <input type="radio"/> TRUE | <input type="radio"/> FALSE |
| 3. Blocks will snap together in Scratch even if the syntax is wrong. | <input type="radio"/> TRUE | <input type="radio"/> FALSE |

End of Examination

TOTAL