

LESSON 1 *It's nice to meet you*

1 Look, listen and answer.  Track 1



a) How many people can you see in the picture? **8 persons.**


b) Listen, read and answer.

Hello. Hello. Dave? Are you Dave?			Yes ... , yes, I am. Are you Ibrahim?
Yes, I'm Ibrahim. It's nice to meet you, Dave. Welcome to Riyadh.			Thank you. It's good to be here.
And is this your family? Let me meet them.			


- 1 What's the name of the English man? **Dave**
- 2 What's the name of the Saudi man? **Ibrahim**

2 Listen and say.  Track 2

a) Listen.




b) Say. 




3 Complete and say.

1 one 2 two 3 three 4 four 5 five 6 six
 7 seven 8 eight 9 nine 10 ten 11 eleven
 12 twelve 13 thirteen 14 fourteen 15 fifteen 16 sixteen
17 seventeen 18 eighteen 19 nineteen 20 twenty

4 Look, choose and write.


 b c d e f



egg




bed




door



fish



apple



chair



LESSON 2 Meet the family

1 Look, listen and answer. 
Track 3



a) Who can you see in the picture?

b) Listen, read and answer.

- 1 What's the name of Dave's son? Fred
- 2 What's the name of Dave's daughter? Nina
- 3 How old are they? 13

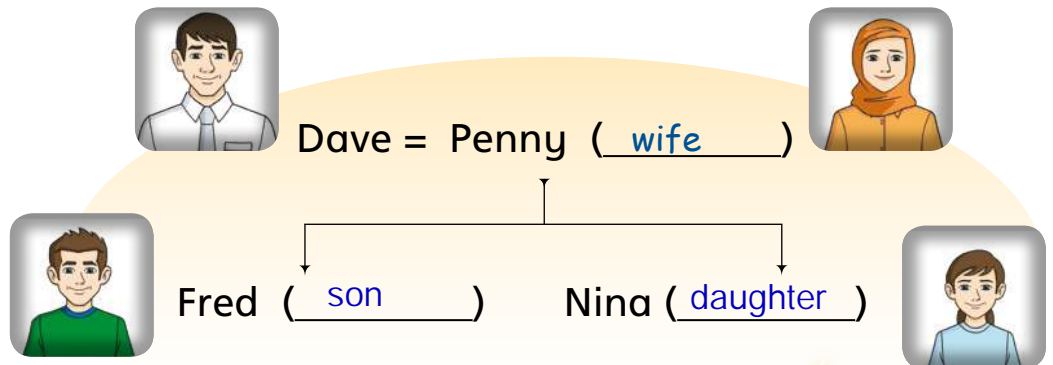
Dave: Ibrahim, this is my family, and this is my wife, Penny.
 Penny: Hello, Ibrahim. It's nice to meet you.
 Ibrahim: Hello, Penny.
 Dave: And these are my children. This is my son, Fred, and my daughter, Nina. Fred, Nina, this is Mr. Saad.
 Fred: Hello, Mr. Saad.
 Nina: It's nice to meet you, Mr. Saad.
 Ibrahim: Hi, Fred. Hi, Nina. Please, call me Ibrahim. How old are you?
 Nina: Fred's 13 ... and I'm 13.
 Ibrahim: Are you twins?
 Fred: Yes, we are. We're twins.



2 Complete.

Use these words.

daughter
 son ~~wife~~



3 Write.

d D e E f F g G h H i I j J k k l L m M



4 Listen, choose and say. Track 4

a) Listen and repeat.

Hi, I'm John.
What's your name?

My name's Tim.
It's nice to meet you, John.
How are you?

I'm fine, thanks.
How old are you, Tim?

I'm 12.

I'm 13.
How old are you?

b) Choose an English name and an age.

Girls' names	Boys' names	Ages
Sue	Tim	11
Anne	John	12
Nina	Tom	13
Liz	Fred	14

5 **LOOK!**




one ball



two balls



one horse



two horses

but



one child



two children

LESSON 3 *This is my cousin*

1 Look, listen and say.  Track 5

a) Who can you see in the picture?



b) Listen and say.

- 1 What is the Saudi boy's name?
- 2 How old is he?

Hi, I'm Omar.
What's your name?

How old are you, Fred?



I'm 13, too!

Hi, Omar. My name's Fred.

I'm 13.



2 Listen and write.  Track 6

a) Listen and complete.

Reema: Hi, I'm Reema. What's your ¹ name ?

Nina: Hi, Reema. My ² name's Nina.

Reema: How ³ old are you, Nina?

Nina: ⁴ I'm 13.

Reema: And I'm 12.

This is my cousin. Her name's Fatimah.

b) Write, listen and check.


Nina: ¹ Hi, I'm Nina. ² What's your name?

Fatimah: ³ Hi, Nina. ⁴ My name's Fatimah.

Nina: How ⁵ old are you , Fatimah?

Fatimah: ⁶ I'm 13.

Nina: ⁷ I'm 13 , too.

3 Listen, find and repeat.  Track 7




- a) Listen and find.
- b) Listen and repeat.

4 Write, listen and play.  Track 8

- a) Write numbers 1–20 in the boxes.
- b) Listen and cross out ~~5~~ the numbers.

				5					

5 Ask and answer.

- a) Ask and answer. 
- b) Write a paragraph about yourself.

How old are you?

Where are you from?

What's your name?

How are you today?

Saudi Review

1 Listen, read and tick (✓).  Track 9

a) Listen and read.



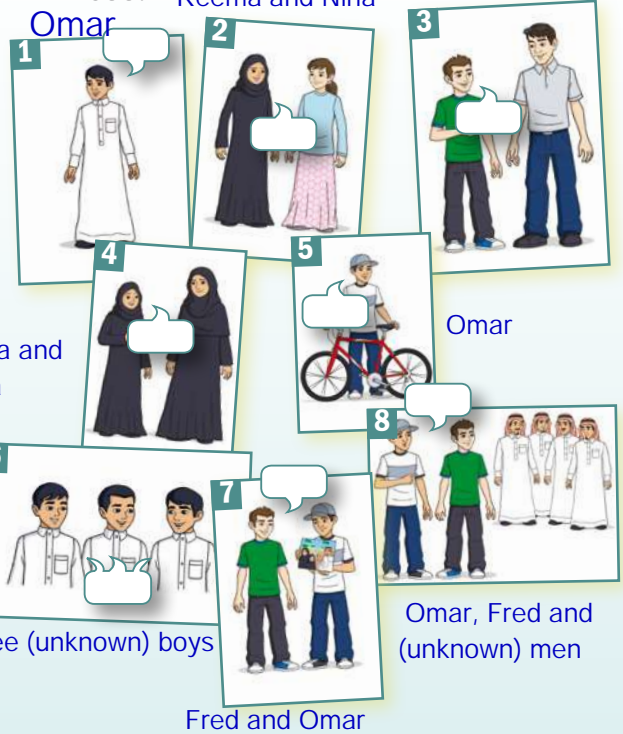
Reema: *Nina, this is my mother. Mum, this is Nina.*
 Ranya: *Hello, Nina. My name's Ranya.*
 Nina: *Hello. It's nice to meet you, Mrs*
 Ranya: *Please, Nina, call me Ranya. Welcome to Saudi Arabia.*
 Nina: *Thank you. You speak English ...*
 Ranya: *Yes, I'm an English teacher. I teach English to children.*

b) Listen again and tick (✓) true (T) or false (F).

- 1 Reema's mother's name is Ranya. T F
- 2 Ranya is English. T F
- 3 She is a history teacher. T F
- 4 She is an English teacher. T F

2 Look and write.

a) Look at the pictures. Who can you see? Reema and Nina Fred and Dave



Reema and Ranya

Three (unknown) boys

Fred and Omar

b) Complete the sentences. Use these words.

you ✓ she they you we it he

- 1 I 'm Omar.
- 2 How are you ?
- 3 He 's my father.
- 4 She 's my mother.
- 5 It 's my bike.
- 6 We 're children.
- 7 You 're in the park.
- 8 They 're from Saudi Arabia.



GRAMMAR STUDY

to be

singular

I'm = I am
 you're = you are
 he's = he is
 she's = she is
 it's = it is

plural

you're = you are
 we're = we are
 they're = they are

3

a) Look, listen, say and write.

LOOK!

- a history teacher
- an English teacher
- a photograph
- an arm
- a daughter
- an orange

b) Listen and repeat.  Track 10

c) Write. Use *a* or *an*.

- 1 an apple
- 2 a garden
- 3 a bus
- 4 an egg



4 Listen, ask and answer.  Track 11

a) Listen and match.



- | | | | |
|-------|----------|----------|----------|
| apple | <u>7</u> | egg | <u>2</u> |
| bag | <u>8</u> | magazine | <u>5</u> |
| ball | <u>1</u> | orange | <u>6</u> |
| book | <u>4</u> | pen | <u>3</u> |

b) Ask and answer. 


What's number one?

It's a ball.

What's number ____ ?


It's a/an _____ .

LESSON 1 *What's he wearing?*

1 Look, listen, number and repeat.  Track 12


- a) Look and say.
What colours are the clothes?
- b) Listen and number.
- c) Repeat.



2 Look, listen and say.  Track 13

a) Look and listen.



- b) Ask and answer. 
- c) Play the game.
Talk about Fred and Nina.

What's Fred wearing?

He's wearing a yellow cap.

What's Nina wearing?

Fred's wearing a yellow cap.



Fred's wearing a yellow cap and a green shirt.



Fred's wearing a yellow cap, a green shirt and a ...



(1)

blue jeans.

a red scarf.

an orange T-shirt.

a black coat.

a green skirt.


a white blouse.

(2)

b - what is Nina wearing? She's wearing a blue scarf.


c - Fred is wearing a yellow cap, a green shirt, a grey jacket, blue trousers and black shoes.

Nina is wearing a blue scarf, a purple shirt, a blue black skirt and white shoes.

3 Look, say, listen and write.  Track 14

- a) Look at the picture.
What's Fred wearing?
school uniform
- b) Listen and repeat.
Where is Fred? **England**
- c) Write.
What colour is his school tie?
It's red, blue and white.

He's wearing ...



 **CHECK**

4 Look, listen and say.  Track 15

- a) Look at the uniforms. Who are the people? 



policeman



nurse



soldier



doctor



dentist

- b) Listen and repeat.


He's a policeman.

Pronunciation corner

 Track 16

Listen and repeat.


her purple skirt
two blue shoes



LESSON 2 *My father's car*

1 Look, listen, match and say.  Track 17



a) Look at the pictures. 
What can you see?

b) Listen and match.

Reema: *Welcome to our house, Nina.*
Nina: *Thank you.*
Reema: *Look. This is my father's car.*
Nina: *I see. And the bike?*
Reema: *It's my brother's bike. It's Omar's. Let's go into the house.*
Nina: *I like this small computer. Is it your mother's?*
Reema: *No, it isn't. It's my cousin's. It's Fatimah's.*



 **Pronunciation corner**  Track 17

c) Listen and repeat Track 17.

Intonation

Your voice goes up (↗) at the end of *yes/no* questions.

Your voice goes down (↘) in sentences.

2

LOOK!

Contraction 's

It's (It is)

She's (She is)

Let's (Let us)

Possessive 's

My father's car.

Fatimah's computer.

The Answers:

1

a)



Nina, Reema, a house.



Reema , car.



Reema, bike, car.



Reema, desk, computer, lap top.



Nina, desk, computer, lap top.

3 Write.

Punctuate correctly.

- its my fathers car. It's my father's car.
- 1 its my brothers bike. It's my brother's bike.
- 2 its my cousins study. It's my cousin's study.
- 3 its Fatimahs computer. It's Fatimah's computer.



4 Look, say and write.

Omar's hair's short and black.

Omar's bike's red.

Fatimah's ...



Omar's bike's red.



Omar's scarf's blue and green.



Fatimah's computer's small and black

a) Look at the words. Make sentences.

bike ~~scarf~~
hair computer

~~green~~ short red black
small ~~blue~~ black

b) Write sentences about:

- 1 ~~scarf~~ 2 computer 3 bike 4 Omar
- 1 Omar's scarf's blue and green. 3 Omar's bike's red.
- 2 Fatimah computer's small and black. 4 Omar's hair's short and black.



5 Look, choose and write.

n o p q r s



sandal



cloud



lion



arm



plate



mosque



LESSON 3 Fred's things

1 Look, listen and say.  Track 18



1 computer 2 camera 3 mobile phone 4 TV 5 DVD player 6 camcorder

I have a computer.

- a) Listen and repeat.
- b) Tick (✓) the boxes.
What do *you* have?

c) Say. 

I have a camera.

I don't have a DVD player.

2 Look, listen, ask and answer.  Track 19

a) Look at the pictures.



b) Listen and number.

c) Ask and answer. 

Where's the computer?

It's in the bedroom.

The Answers:

(1)

C -

I've got a computer, a camera, a mobile phone and a TV.
But I haven't got a DVD player and camcorder.

(2)

C -

S1: Where's the TV?

S 2: It's in the living room.

S1: Where's the mobile phone?

S 2: It's in the kitchen.

S1: Where's the DVD player?

S 2: It's in the bathroom.

S1: Where's the camera?

S 2: It's in the garden.

3 Do the puzzle. 👤👤

Find the word (↓).

The crossword puzzle grid is as follows:

			1	K	I	T	C	H	E	N				
			2		B	A	T	H	R	O	O	M		
3	B	E	D	R	O	O	M							
		4	H	O	U	S	E							
5	L	I	V	I	N	G	R	O	O	M				
							6	G	A	R	D	E	N	

Images: 1. Kitchen, 2. Bathroom, 3. Bedroom, 4. House, 5. Living room, 6. Garden.

Pronunciation corner Track 20

- a) Listen and repeat the words.
- b) Write the words in the correct columns.

caps	tables	jeans	books
bikes	shirts	bags	windows

s	z
caps	jeans

4 Write.


t u v w x y z
T U V W X Y Z



Saudi Review

1 Look, say and write.

a) Look at the pictures.



b) Ask and answer.

Where's the TV?

It's in the garden.

c) Write.

- 1 The DVD player's in the bedroom.
- 2 The computer's in the study.
- 3 The camera's in the kitchen.
- 4 The mobile phone's in the bathroom.
- 5 The TV's in the garden.



2 Match and write.

1		1 c	a nurse	_____
2		2 e	b policeman	<u>policeman</u>
3		3 f	c scarf	<u>scarf</u>
4		4 h	d dentist	<u>dentist</u>
5		5 b	e jeans	<u>jeans</u>
6		6 a	f badge	<u>badge</u>
7		7 g	g soldier	<u>solider</u>
8		8 d	h doctor	<u>doctor</u>

GRAMMAR STUDY

Personal pronouns

I
you
she
he
it
we
you
they

Possessive adjectives

my
your
her
his
its
our
your
their

3 Look and write.

Omar

Ibrahim



Ranya

Fred

- 1 It's Omar's bike.
- 2 It's Ibrahim's car.
- 3 It's Ranya's study
- 4 It's Fred's (school) uniform.



4 Look, listen and say. Track 21



- a) Look and listen.
- b) Ask and answer.

What's Fatimah wearing?

She's wearing a headscarf.

What colour is it?

It's ...

(4)

B-

What colour is it? Black .

S 1: What's Omar wearing?

S 2: He's wearing jeans.

S 1: What colour are they?

S 2: They're blue.

LESSON 1 *The language school*

1 Look, read and say. Track 22

1 This is our school, Dave. These are the front gates. Come on, let's go in.

Good afternoon, Mr. Mahmoud. This is Dave Watson, our new teacher from England.

Good afternoon, Ibrahim. Good afternoon, Mr. Watson. It's nice to meet you. Welcome to the International Language School.

And this is the Director's office. Come on, come and meet him.

Come in!

Ah, look. This is Rakan, and this is Yasser. They're students in your evening class on Sunday. Rakan, Yasser, this is Mr. Watson, your new teacher.

3 Thank you, Mr. Mahmoud. It's good to be here.

4 Good afternoon, teacher.

a) Listen, read and complete the table.

Name	Job
Ibrahim	1 teacher
2	new teacher
Mr. Mahmoud	3
Rakan	4
5	student

b) Listen and say.

2 Read and write.

a) Read Dave Watson's card.

Name:	<u>Dave Watson</u>
Age:	<u>36</u>
Occupation:	<u>English teacher</u>
Nationality:	<u>English</u>

b) Complete.

Complete Reema's card.
Use the correct words and numbers.

12/22	teacher/student
	English/Saudi

c) Write. **Student's answer**

Write your card.

Name:	_____
Age:	_____
Occupation:	<u>student</u>
Nationality:	<u>Saudi Arabian.</u>

Name:	<u>Reema Saad</u>
Age:	<u>12</u>
Occupation:	<u>student</u>
Nationality:	<u>Saudi Arabian.</u>



3 Listen, say and write. Track 23

a) Listen.

Hello. My name's Dave Watson. I'm 36 years old and I'm an English teacher. I come from Oxford in England.



b) Say.

Introduce yourself.

Hello. My name's ... I'm ... and I'm ...
I come from ... in ...

c) Write.

Hello. My name's Mohammed.
I'm 13 years old and I'm a student.
I come from Jeddah in Saudi Arabia.

Pronunciation corner Track 24

a) Listen and repeat.

~~thank you~~ ~~the~~ their
thirty this three

b) Write.

Listen again. Write the words in the correct columns.


thank you	the
thirty	their
three	this

LESSON 2 *What's it like?*

1 Listen and label.  Track 25

What's your new school like, Dad? Tell me about it.

It's nice ...



1 front door 2 corridor 3 reception

4 director's office

5 teachers' room

6 library

7 stairs

- a) Listen and follow the directions.
Where are the classrooms?
- b) Listen again. Label the picture with these words.

corridor director's office ~~front door~~ library
reception stairs teachers' room

2 **LOOK!**

through



opposite



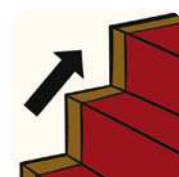
on the left



on the right




upstairs



3 Look, listen, say and write.  Track 26



a) Look at the pictures.  What can you see?

b) Listen and repeat.

c) Write the words.

- 1 a small brown
- 2 a large grey
- 3 a round red

mouse
large and grey.
round and red.

- 4 a square white square and white.
- 5 a short fat short and fat.
- 6 a tall thin tall and thin.

4 Match. 

- 1 library b
- 2 classroom a
- 3 gates g
- 4 office d
- 5 stairs c
- 6 coridor e
- 7 front door f



5 **LOOK!**

the director's office = the office of the director
the teachers' room = the room of the teachers

LESSON 3 *Vision 2030: A new club*1 Read and complete the sentences. 

Vision 2030 is an important plan for Saudi Arabia and its people. As part of *Vision 2030*, there are now more clubs so more Saudi people can do hobbies, sports and leisure activities.

- 1 *Vision 2030* is for Saudi Arabia and its people.
- 2 There are now more clubs _____.
- 3 More Saudi people can do _____ hobbies, sports and leisure activities.

2 Look, listen, number and write.  Track 27



What are you doing, Fatimah?

1  Our school

2  Our teacher

3  Our library

4  Our sickbay

- a) Look at the pictures.  I can see Fatimah, Nina, a school, a library, an English teacher and a nurse and a girl at a sickbay. What can you see?
- b) Listen to part 1 and number the pictures 1–4.
- c) Listen to part 2 and add the missing word above.

3 Read and match.

- a) Look at the pictures and read the sentences.
 b) Match the sentences and the pictures. 👤👤

Vision 2030: A new club

Fatima's project for the Camera Club

My school and friends

- 1 She's taking a photograph. c
- 2 She's doing her homework. f
- 3 She's walking at a walking club. e
- 4 She's cooking. b
- 5 She's drinking juice. a
- 6 She's reading a book. d

a



c



e



b



d



f



4 Write.

Complete the sentences.

I'm I'm You're The cat's He's She's We're They're

- (I/eat) I'm eating breakfast.
 1 (We/study) We're studying English.
 2 (They/go) They're going to the mosque.
 3 (The cat/drink) The cat's drinking milk.
 4 (She/watch) She's watching TV.
 5 (He/open) He's opening the door.
 6 (You/wear) You're wearing a cap.
 7 (I/talk) I'm talking on my mobile phone.



Saudi Review

1 Look and write. 



next to ~~on the left~~
 on the right opposite outside

- The bed's on the left.
- The chair's next to the bed.
- The table's on the right.
- The window's opposite the door.
- The tree's outside the window.

2 Match.

1 wear b a



2 do e b



3 watch a c




4 go d d



5 drink c e



3 Write in alphabetical order. 

TV ~~camera~~ stairs office corridor sickbay library
 reception photograph nurse

camera corridor library nurse office
photograph reception sickbay stairs TV

GRAMMAR STUDY


the present progressive tense (verb + -ing)

singular

- I'm (I **am**) standing
- you're (you **are**) standing
- he's (he **is**) standing
- she's (she **is**) standing
- it's (it **is**) standing

plural

- you're (you **are**) standing
- we're (we **are**) standing
- they're (they **are**) standing


4 Listen and number the pictures. 




 **CHECK**

5


LOOK!



6 Look, listen and repeat. 


- 1 Mrs. Saad
- 2 Miss Fuad

LESSON 1 What's the time?

1 Look, listen and say.  Track 30 



(1)
eight o'clock.
nine fifteen.
ten thirty.
eleven forty-five

- a) Look at the clocks and watches. What's the time? 
- b) Listen and repeat.

What's the time,
please?

It's 8 o'clock.

2 **LOOK!**



= two fifteen **or** quarter past two

= two thirty **or** half past two

= two forty-five **or** quarter to three

3 Write.

Complete the table.

<u> </u> eight fifteen <u> </u>	quarter past eight
<u> </u> ten forty-five <u> </u>	quarter to eleven
seven thirty	<u> </u> half past seven <u> </u>
twelve fifteen	<u> </u> quarter past twelve <u> </u>
five forty-five	<u> </u> quarter to six <u> </u>
<u> </u> six thirty <u> </u>	half past six
<u> </u> one fifteen <u> </u>	quarter past one



4 Listen and write.  Track 31

a) Listen and tick (✓) the correct box.

Fred's meeting Omar at:

- 1 1:15
- 2 1:45



b) Circle the correct word(s). Then listen again and check.

Omar: Look! This is my school. And these are my friends, Rakan and Yasser. This is Fred, and this is ...
 Dave: I know Rakan and Yasser. ¹ They're / He's in my class at the International Language School.
 R & Y: Hello, teacher. Hello, Fred.
 Fred: Hello.
 Omar: Now, Fred. This afternoon Rakan, Yasser and ² we are going to the park. Would you like to come?
 Fred: Yes, ³ I like please. Can I, Dad? Can I go to the park this afternoon?
 Dave: Yes, of course.
 Omar: Great. Well, school ⁴ starts / finishes at 1 o'clock. So we can meet here, outside the front gates, at a quarter past / to one.
 Fred: Here, then, after school.
 Omar: See you then. Bye!



5 Plan and write. Student's answer

In small groups, plan an afternoon for you and your friends. Use the ideas in these pictures.



go to the park



play football



go shopping



go to the zoo



go to a friend's house

Now copy and complete the e-mail in your notebooks.

Dear Mohamed اسم المرسل اليه
 Let's go to Ali's house (place). I'd like to meet at 10 o'clock (time).
 I'd like to study together (things to do).
 See you later,
Ahmed اسم الطالب



LESSON 2 *Can you help us?*

1 Listen, find, read and say.  Tracks 32 and 33

a) Listen and answer.
How many months are there in English? **12**

b) Listen and find sentences with *can*. Then read. 

Fred: *The first four months are January, February, March and April. Can you say them?*

Omar & friends: *January, February, March and April.*

Fred: *Good. Then May, June, July and August. Can you say these four, please, Yasser?*

Yasser: *May, June, July and ... er ...*

Omar: *Can I help? August.*

Fred: *Good. Then September, October, November and December.*

Omar & friends: *September, October, November and ...*

Omar: *Can you help, Fred?*

Fred: *... and December. Good. Well done.*



c) Say the months of the year. 

2 Read and complete.

Complete the dates.

J A N U A R Y					
Sunday		4 th fourth	11 th <u>eleventh</u>	18 th <u>eighteenth</u>	25 th <u>twenty-fifth</u>
Monday		5 th fifth	12 th twelfth	19 th <u>nineteenth</u>	26 th <u>twenty-sixth</u>
Tuesday		6 th sixth	13 th thirteenth	20 th twentieth	27 th <u>twenty-seventh</u>
Wednesday		7 th <u>seventh</u>	14 th <u>fourteenth</u>	21 st twenty-first	28 th <u>twenty eighth</u>
Thursday	1 st first	8 th eighth	15 th <u>fifteenth</u>	22 nd <u>twenty-second</u>	29 th <u>twenty-ninth</u>
Friday	2 nd second	9 th ninth	16 th <u>sixteenth</u>	23 rd <u>twenty-third</u>	30 th <u>thirtieth</u>
Saturday	3 rd third	10 th <u>tenth</u>	17 th <u>seventeenth</u>	24 th <u>twenty-fourth</u>	31 st <u>thirty-first</u>

Student's answer

3

LOOK!

e-mail language

fredwatson@letterbox.com

@ = at

.com = dot com

Say the e-mail address.

4

Listen and write.  Track 34

a) Listen.

- 1 What is Fatimah doing? **she is packing her bags.**
- 2 Where is she going? **she is going home.**
- 3 What does Nina want to do? **she wants to email Fatimah.**

b) Listen again.

Write Nina's e-mail address.

n-i-n-a-w at l-e-t-t-e-r-b-o-x dot com.
 ninaw@letterbox.com

 Pronunciation corner


Track 35

Listen and repeat.

3 3rd 13 13th 30 30th 31 31st


see Workbook pp116-117


Unit 4 · Lesson 2

LESSON 3 *In winter it's cold*

1 Look, listen and answer.  Track 36 

- a) Look at the picture.
Who can you see? **Dave, Rakan and Yasser.**
Where are they? **In an English class.**
- b) Listen and answer.
Which month does Rakan forget?
What are Dave Watson's instructions?




2 Listen, tick and say.  Track 37

a) Listen and tick (✓) instructions to do. Cross (✗) the instructions not to do.



b) Listen and repeat.


 **Pronunciation corner**  Track 38

Listen, repeat and underline.

January September April December February July August

3 Listen, read and repeat.  Track 39

- a) Listen, read and number the pictures 1–6 in the correct order.
 b) Listen and repeat.



The seasons
 In winter it's cold
 And then we have snow.
 In spring we are happy.
 We see the plants grow.
 In summer it's hot
 And the sun shines a lot.
 Then autumn comes round
 And the leaves all turn brown.



4

LOOK!

December	January	February	→	winter
March	April	May	→	spring
June	July	August	→	summer
September	October	November	→	autumn

5 Listen, write and say.  Track 40

- a) Listen.
 When does the English summer holiday end?
 b) Listen again.
 Complete with these words.

summer winter spring

When are your school holidays in England, Nina?



English school holidays.
 December winter holiday
 April spring holiday
 August summer holiday

- c) When are your school holidays this year? 

(5)

a -

We have three every year. We have two weeks at the end of December. That's our winter holiday. Then we have a spring holiday – that's two weeks in April. And then we have a long summer holiday from the end of July to the beginning of September

Saudi Review

1 Say, write and listen.  Track 41

a) Say the dates. 
Tuesday 15 March

It's Tuesday the
fifteenth of March.

- 1 Wednesday 3 September
- 2 Sunday 21 May
- 3 Thursday 15 June
- 4 Tuesday 6 December
- 5 Monday 12 August

b) Write the sentences.

It's Tuesday the fifteenth
of March.

- 1 It's four thirty/half past four.

- 2 It's five fifteen/ quarter past five.

- 3 It's seven thirty/half past seven.

- 4 It's seven forty-five/quarter to eight.


- 5 It's one fifteen/quarter past one.

- 6 It's eight forty-five/quarter to nine.

c) Listen and check.

2 Say. 

Say the times in two different ways.



It's four thirty. It's
half past four.

GRAMMAR STUDY

When? questions

When is your English lesson?
It's at 9.45.

When are your holidays?
They're in December and April.

3 Write.

canigototheparkplease

Can I go to the park, please?

1 caniwatchtvplease

Can I watch TV, please?

2 canwegohomeplease

Can we go home, please?

3 canyouhelpmewithmyenglishplease

Can you help me with my English, please?

4 canihaveanappleplease

Can I have an apple, please?

5 canyouopenthedoorplease

Can you open the door, please?



4 Read and complete.

cooking playing shining
teaching ~~watching~~

From: ninaw@letterbox.com

To: fatimah@atheer.net.sa

Dear Fatimah,
How are you? What are you doing?
I'm sitting at home ¹ watching TV.
My brother's ² playing
football with his friends. My father's
³ teaching at his school and my
mother's ⁴ cooking in the kitchen.
The sun's ⁵ shining and it's very hot
today.
Please send me an e-mail soon.

Your English friend,

Nina

5 Play. 

Tennis with instructions.

Drop rubbish.

Don't drop rubbish.



Talk in class.

Don't ...

LESSON 1 *We'd love to*

1 Listen and say. Track 42

a) Listen and answer.

Where are the Watson family going on Thursday?

What time?



Omar: *My mum and dad say ... would you all like to come to lunch with us on Thursday?*

Dave: *That's very nice. Yes, we'd love to. Thank you very much. What time would you like us to come?*

Omar: *12 o'clock? Midday? Is that OK?*

Dave: *Midday ... yes, that's fine.*

b) Listen again and repeat.

2

LOOK!



= 12 o'clock
= midday



= 12 o'clock
= midnight

3 Say and write.



Would you like to come to lunch?



Yes, I'd love to.



Yes, we'd love to.

a) Ask and answer.

Invite ...

- 1 a friend to your house.
- 2 some friends to come shopping with you.
- 3 a friend to have one of your apples.
- 4 some friends to meet you after school.

Would you like to come to my house?

Yes, I'd love to!

The Answers:

1

a)

Where are the Watson family going on Saturday?
To lunch with Omar's family.

What time?

12 o'clock.

3

a)

1. Would you like to come to my house?

Yes, I'd love to.

2. Would you like to come shopping with me?

Yes, we'd love to.

3. Would you like to have an apple?

Yes, I'd love to.

4. Would you like to meet me after school?

Yes, we'd love to.

b) Write.

Write the questions and answers.

you/like/come/to my house?

Would you like to come to my house?

Yes, I/love to.

Yes, I'd love to.

you and your brother (sister)/like/come/to my house?

Would you and your brother (sister) like to come to my house?

Yes, we/love/to.

Yes, we'd love to.

LOOK!

4

I'd like to. ✓



I'd love to. ✓✓✓



5

Write.

Complete the table with these words.

~~apple~~ ~~breakfast~~ chicken dinner ~~half past two~~ ~~juice~~ lunch
midday midnight rice tea water

food	meals	time	drinks
apple	breakfast	half past two	juice
chicken	dinner	midday	tea
rice	lunch	midnight	water

6

Listen and play. Track 43

a) Look at the picture and listen to the game.

Reema: *I spy with my little eye something beginning with b.*

Layan: *Bowl?*

Reema: *No.*

Layan: *Bread?*

Reema: *Yes! Your turn.*



b) Now you play.



see Workbook pp120-121

LESSON 2 *It smells good*



1 Look, listen, answer and write.



- Look at the picture.
Who can you see? **Ranya and Penny.**
Where are they? **In the kitchen.**
- Listen and answer.
What's Ranya doing? **She's cooking Kapsa.**
- Listen again and complete.

Kapsa's made with chicken and rice.

Penny: *What are you cooking, Ranya?*

Ranya: *I'm cooking Kapsa.*

Penny: *Kapsa? What's that?*

Ranya: *It's Saudi. It's made with chicken and rice.*

Penny: *Mmm ... It smells good. I love chicken.*

2 Look, listen and repeat. Track 45

- Look at the pictures.



It smells good.



It looks good.



It tastes good.

- Listen and repeat.

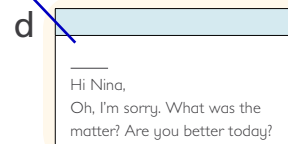

3 Read and match.

- What are you cooking?
- What are you writing?
- What are you drinking?
- What are you looking at?




What are you cooking?

I'm cooking Kapsa.



4 Listen and label.  Track 46



- 1 fork
- 2 knife
- 3 plate
- 4 spoon
- 5 glass

~~fork~~ plate glass spoon knife



CULTURE TIP BOX

A Saudi table



A British table




5 Write and say.

a) Complete the sentences.

don't like love ~~don't like~~ like ~~like~~

- 1 I (✓) like kebabs.
- 2 I (X) don't like rice.
- 3 I (✓✓✓) love fruit.
- 4 I (✓) like ice cream.
- 5 I (X) don't like tea.



b) Say what you like and don't like about the topics below. Link ideas with *and* or *but*.

food colours animals sports

I like chicken and rice.

I like pizza but I don't like meat.



I like hamburgers but I don't like fries.
I like red but I don't like green.
I like tigers and lions.
I like tennis and football.

LESSON 3 What's this in English?

1 Look, listen, say and write.  Track 47

a) Look at the picture.
Who can you see?
What are they eating?

Ranya, Penny, Nina and Reema.

Kapsa, salad, bread and juice.

b) Listen.

Does Nina like Kapsa? **Yes, she does.**

c) Complete.

Use these words.

Kapsa recipe
chicken
1½ cups of rice
1 tomato
1½ cups of water



recipe

delicious

cook

~~bread~~

Penny: *Mmm ... this looks delicious.*

Nina: *And it tastes delicious.*

Penny: *I love this ¹ bread. What's it called in Arabic, Reema?*


Reema: *It's called fatirah, Penny.*

Nina: *Fatirah ... it's ² delicious. And this chicken and rice dish. What's this called?*

Penny: *It's called Kapsa, Nina. Look, I've got the ³ recipe from Ranya. I can ⁴ cook it at home.*

d) Listen again and check.

2 **LOOK!**



3) b - These are cameras in English. This is a scarf in English.

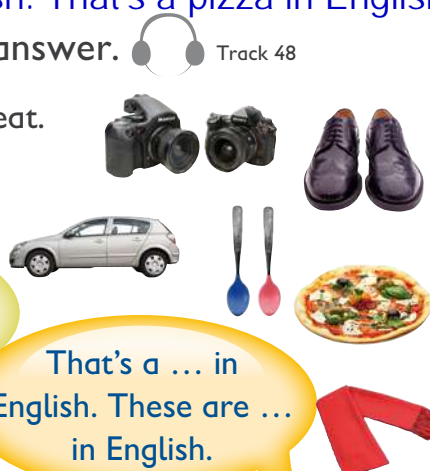
Those are shoes in English. That's a car in English.

Those are spoons in English. That's a pizza in English.

3 Listen, ask and answer.  Track 48

a) Listen and repeat.

b) Say sentences.



This is a ... in English.
These are ... in English.

That's a ... in English.
These are ... in English.

This is a plate in English.
These are spoons in English.

That's an orange in English. Those are bananas in English.

4 Ask, answer and write.

a) Look at the picture in exercise 1a on page 42. Ask and answer. 

they/have/breakfast? lunch

Are they having breakfast?
No, they aren't. They're having lunch.

Reema/wear/cap? headscarf

Is Reema wearing a cap?
No, she isn't. She's wearing a headscarf.

b) Write.

1 they/eat/kebabs? Kapsa
Are they eating kebabs?
No, they aren't. They're eating Kapsa.

3 Penny/hold/book? recipe
Is Penny holding a book?
No, she isn't. She's holding a recipe.




2 they/drink/milk? juice
Are they drinking milk?
No, they aren't. They're drinking juice.

4 Penny/wear/T-shirt? blouse
Is Penny wearing a T-shirt?
No, she isn't. She's wearing a blouse.

Pronunciation corner  Track 49

a) Listen and tick (✓) the correct place.

It's very nice.
It looks great.
It tastes delicious.

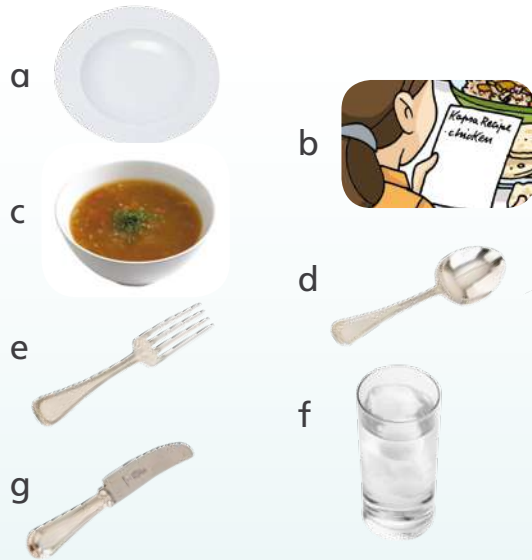
			
1		✓	
2			✓
3		✓	
4	✓		
5			✓
6	✓		

b) Listen and repeat.

Saudi Review

1 Match.

- 1 bowl c
- 2 fork e
- 3 glass f
- 4 knife g
- 5 plate a
- 6 recipe b
- 7 spoon d



2 Write and listen. Track 50

a) Write the telephone conversation in the correct order.

4 o'clock. Yes, that's fine. See you on Saturday, then.
 4 o'clock? Is that OK?
 Hi, Nina. This is Reema. Would you like to come shopping with me on Saturday?
~~Hello, this is Nina.~~
 Yes, I'd love to. What time would you like to meet?

Nina: Hello, this is Nina.

Reema: Hi, Nina. This is Reema. Would you like to come shopping with me on Saturday?

Nina: Yes, I'd love to. What time would you like to meet?

Reema: 4 o'clock? Is that OK?

Nina: 4 o'clock. Yes, that's fine. See you on Saturday, then.



b) Listen and check.

Pronunciation corner



a) Listen and repeat.

~~winter~~ ~~invite~~ midday midnight drinking
camera enjoy kebab

b) Listen again.

Write the words in the correct columns.

<u>winter</u>	<u>invite</u>
<u>midnight</u>	<u>midday</u>
<u>drinking</u>	<u>enjoy</u>
<u>camera</u>	<u>kebab</u>

CULTURE TIP BOX



Kapsa, a favourite Saudi dish



Fish and chips, a favourite British dish

GRAMMAR STUDY

the present progressive tense: negative and questions

Look and complete. Use these words. Are aren't ~~I'm~~ is isn't We

question

short answers

negative

Are you going?

Yes, I am./No, I'm not.

1 I'm not going.

Yes, we are./No, we aren't.

2 We aren't going.

Is he/she/it going?

Yes, he/she/it ³ is . /

He/she/it ⁴ isn't going.

No, he/she/it isn't.

⁵ Are they going?

Yes, they are./No, they aren't.

They ⁶ aren't going.

3 Write and say.

a) Find 5 new words on pages 38–43.

Write them here.

- | | |
|-------------------|--------------------|
| 1 <u>midday</u> | 4 <u>fork</u> |
| 2 <u>midnight</u> | 5 <u>headscarf</u> |
| 3 <u>bowl</u> | |

b) Dictate the words.

Your partner writes them.

- | | |
|-------------------|--------------------|
| 1 <u>midday</u> | 4 <u>fork</u> |
| 2 <u>midnight</u> | 5 <u>headscarf</u> |
| 3 <u>bowl</u> | |



Section 1

GRAMMAR 1: 10 MARKS

Tick (✓) the best answer A, B or C.

- See that boy over there. He _____ my brother.
- A 's
 B 're
 C 'm
- 1 _____ house is big. It's opposite the park.
- A Salwa
 B Salwa's
 C Salwas'
- 2 Can I have _____ blue jeans please?
- A those
 B that
 C this
- 3 I'd like to _____ chicken and chips, please.
- A am having
 B having
 C have
- 4 What _____ doing, Hassan? It's time to go.
- A you are
 B are you
 C is you
- 5 Please _____ run in the corridor or eat food in the classroom.
- A don't
 B isn't
 C not
- 6 I like this blue shirt. Blue is _____ favourite colour.
- A I
 B my
 C me
- 7 The children _____ playing in the park.
- A are
 B is
 C am
- 8 _____ you like to have one of those kebabs? They look nice.
- A Are
 B Can
 C Would
- 9 There's Fatimah there, next to the office. _____ you see her?
- A Are
 B Would
 C Can
- 10 I like this ice cream. It _____ delicious.
- A taste
 B tastes
 C is tasting

GRAMMAR 2: 5 MARKS

Write the words in the correct order to make questions.

Example: old / how / you / are

How old are you?

1 from / is / Rashid / where

Where is Rashid from?

2 colour / her / what / is / dress

What colour is her dress?

3 are / where / you / now / going

Where are you going now?

4 a drink / like / would / of juice / you

Would you like a drink of juice?

5 the name / brother / what's / your / of

What's the name of your brother?

GRAMMAR 3: 5 MARKS

Choose and complete. Use some of the words from the box.

am are can't doing don't is isn't that

Example: Nina is in the kitchen.


- 1 that boy on the left is my cousin.
- 2 Omar is doing his homework. He isn't reading.
- 3 I can't come now, Fred. I'm eating lunch.
- 4 Ranya is upstairs. She isn't in the dining room.
- 5 Don't play with that ball in your bedroom, please.

Section 2

VOCABULARY: 10 MARKS

Match the words to the pictures.

- a bike H
- 1 a soldier 1 D
- 2 a knife 2 J
- 3 a window 3 G
- 4 a watch 4 K
- 5 an egg 5 B
- 6 a headscarf 6 E
- 7 a kitchen 7 A
- 8 a shirt 8 F
- 9 a gate 9 C
- 10 a lion 10 I



Section 3

LISTENING 1: 5 MARKS

Listen and complete. Write one word in each sentence.



Track 52

- 1 Mike is 13 years old.
- 2 Leena wants milk to drink.
- 3 Rakan is asking Omar about the month.
- 4 Zahra is the girl's cousin.
- 5 Omar's shirt has the number ten on it.
- 6 Leena is having an apple.

LISTENING 2: 5 MARKS

Listen and write the number of each picture in the box.



Track 53




Section 4

READING 1: 5 MARKS

Look, read and write the number of the person in the box.

Ahmed 4 Nasser 6 Saif 5 Waleed 3 Iman 2 Leena 7 Maryam 1



Ahmed is wearing a red cap.
 Waleed is next to Ahmed.
 Maryam is wearing a pink headscarf.
 Leena's dress is yellow.
 Nasser is in front of Waleed.
 Iman is wearing white and green.
 Saif is on the right of Nasser.

READING 2: 5 MARKS

Read. Tick (✓) true (T) or false (F).

Nina: Hello, Reema.
Reema: Hi. That's a nice red car outside the house. Is it your father's?
Nina: No, we have a blue car. Dad and Fred are out in it now. They're shopping. Let's go into the house now. It's hot outside.
Nina: This is the living room.
Reema: It's nice. I like that small computer. Is it your mother's?
Nina: No, it's my computer. Mum's computer is in the study.
Reema: What about a TV? I can't see one.
Nina: There's a large TV in the dining room and I have a small one in my bedroom.
Reema: I see.
Nina: Now what would you like to drink, Reema? Some orange juice?
Reema: I'd love some cold water, please.
Nina: Of course. The kitchen's here next to the living room. Let's go and have a drink and then you can see my bedroom. It's upstairs.

- | | | |
|---|-------------------------------------|-------------------------------------|
| | T | F |
| 1 Nina is at Reema's house | <input type="checkbox"/> | <input checked="" type="checkbox"/> |
| 2 Nina's dad has a red car. | <input type="checkbox"/> | <input checked="" type="checkbox"/> |
| 3 Fred is shopping with his mum. | <input type="checkbox"/> | <input checked="" type="checkbox"/> |
| 4 Nina has a small computer. | <input checked="" type="checkbox"/> | <input type="checkbox"/> |
| 5 There's a TV in Nina's room. | <input checked="" type="checkbox"/> | <input type="checkbox"/> |
| 6 Nina's room is next to the living room. | <input type="checkbox"/> | <input checked="" type="checkbox"/> |

Section 5

WRITING: 10 MARKS

Read Ali Nasser's card. Write about Ali Nasser. Write 25-40 words.

The man's name is Ali Nasser. He is 35 years old. He is working as a dentist.
 He has three children, and their names are Abdullah, Waleed and Ranya.

Name:	<u>Ali Nasser</u>
Age:	<u>35</u>
Occupation:	<u>Dentist</u>
Children:	<u>Abdullah, Waleed, Ranya</u>