

Unit 4 Beautiful Nature

Talk Time


1 Listen and point.



2 Practice and act out the talks in pairs.

Sounds and Letters

3 Listen, point, and say. Then write **sn** or **sh**.



s nake



s hake



s now



s how


Show me the snake!



Fun Time!

4 Find Something Beautiful!

Look around and find a beautiful or an ugly object.



Find something that's beautiful or ugly.

Look! It's a bat!
It's ugly.

Look at the beautiful flower.

Yes, it is!

No, it's not!



I Can ...

- act out one of the talks about nature.
- find something beautiful or ugly and say "Look! It's a ...! It's beautiful (or ugly)."



Rhythms and Listening

1 Chant and march.



I Love the Mountains

I love the mountains, I love the rolling hills,
I love the flowers, I love the daffodils,
I love the campfire when all the stars are out.
I sit and look, I look and smile,
I'm happy to be under this sky.



Sounds and Letters

2 Listen, say, and number. Then read.



1 /z/



mountains

2 /s/



cats

3 /iz/



faces

ducks

2

flowers

1

hills

1

dresses

3

snakes

2

noses

3



Fun Time!

3 Months and Seasons Chant



Listen and match. Then chant and do.

1



Back to school, it's fall. **3**
September, October,
November.

Getting cooler, winter's
here.
December, January,
February.



Flowers are out, it's
spring.
March, April, May.

2



Yummy, summer's here.
June, July, August,

And back again.

4



Ha-ha!



This is fun!



I Can ...

- chant the *I Love the Mountains* chant.
- name seasons and months.



Words in Action

1 Listen, point, and say.



1. long



2. short



3. big



4. small



5. quiet



6. noisy



7. weak



8. strong


2 Shout the opposites in two groups.

3 Practice the actions in pairs.

Fun Time!

4 Guess what it is.

Do the opposite action.



I Can ...

- act out one pair of opposites.
- describe and guess what or who.



Phonics

1 Listen, read, and say.



C and G Jingles

C says c, c, cat.
says c, c, cake.
says c, c, cap.



G says g, g, goat.
says g, g, gorilla.
says g, g, girl.



Sounds and Letters

2 Listen, point, and say. Write **gr**, **cr**, **gl**, or **cl**.



c l ass



c r ab



g l ass



g r ass



Fun Time!

3 Word Making Game

Listen to the teacher and hold up the letters.



I Can ...

- tell if the words start with c or g.
- say two words that begin with c and two words that begin with g.



Advice Time


Nature is your home; look after it.



Unit 5 Friends, Actions, Things

Talk Time

1 Listen and say.



2 Practice and act out the talks in pairs and groups.

The Answers:-

2

Boy 1: Hello, Hashim.

Boy 2: Good morning Ali. Where's Jake?

Boy 1: He can't come. He's helping his brother.

Boy 1: This is my friend, Omar.

Boy 2: Nice to meet you Omar!

Boy 3: Nice to meet you, too!

Boy 2: Ready? Let's go to the new computer store!

Fun Time!

3 "Good morning!" Chant

Listen and chant.

It's morning. **Good morning! Good morning to you!**

How are you? How are you?

It's so nice to see you.



It's afternoon. **Good afternoon!**

Good afternoon to you!



Here's homework, more homework for you!



It's evening. **Good evening! Good evening to you!**

It's playtime and bath time and bedtime for you!

Goodnight! Goodnight! Goodnight to you!



4 Write.



1. It's morning !
Let's go to school!



3. It's evening _____
Let's watch TV!



2. It's afternoon !
Let's have lunch!



4. It's night _____
Let's go to bed!



I Can ...

- introduce someone, say "This is my friend" and "Let's ... !"
- chant, tell the time of day and use greetings correctly



The Answers 4

1. Let's go to school! 2. Let's have lunch!
3. Let's watch TV! 4. Let's go to bed!

Rhythms and Listening

1 Listen and chant.



We're playing, we're cycling

Our friends are here and laughing

They're jumping, they're cycling

As happy as can be!



There's Omar, he's walking

His friend, Ali is talking

He's laughing, he's not cycling

As happy as can be!



Are you playing, are they cycling?

We're not playing, they're not cycling

We're talking, we're walking

As happy as can be!



2 Change the words and chant.

Advice Time

Help a friend in need.



The Answers:-

2

Our friends are here and laughing.

They're jumping, they're cycling.

As happy as can be!

There's Jasim, he's walking.

His friend, Badr is talking.

He's laughing, he's not cycling.

As happy as can be!

Are you playing, are they cycling?

We're not playing, they're not cycling.

We're talking, we're walking.

As happy as can be!

Fun Time!

3 Choose a place. Ask and answer.



Grammar Toolbox

He's / She's playing
 We're / You're / They're playing
 He's not/ She's not cycling
 We're not/ You're not/ They're not playing



| | |
|--------------------|-------------------------------|
| Where is he? | He's at home. |
| Is he sitting? | Yes, he is. |
| Is he playing? | No, he isn't. |
| Is he watching TV? | Yes, he is. Now it's my turn! |



1. Pete



2. Jim and Ken



3. Joe



4. Sabah



5. Nura

at school at home in his room
 in her room in the classroom



I Can ...

- talk about what "I'm, he/she's, we/you/they're" doing or not doing.
- ask and answer Yes / No questions about what people are doing



The Answers:-

3

Example: 5. Nura

S 1: Where is she?

S 2: She's in the classroom.

S 1: Is she standing?

S 2: No, she isn't.

S 1: Is she sitting?

S 2: Yes, she is.

S 1: Is she looking at the board?


S 2: Yes, she is. Now it's my turn!

Words in Action

1 Point and chant. Write.



Lemons are sour

Apples are sweet!  Apples are sweet! _____

Lemons are sour,  Lemons are sour, _____

Cherries are sweet!  Cherries are sweet! _____

They're not sour. _____ They're not sour. _____

My soup is hot!  My soup is hot! _____

Ice-cream is cold,  Ice-cream is cold, _____

Rice is hot,  Rice is hot, _____

It's not cold. _____ It's not cold. _____

Chips are salty,  Chips are salty, _____

And they're tasty! _____ And they're tasty! _____

Let's eat! _____ Let's eat! _____

2 Change the words and chant.



Fun Time!

3 The 3 Questions Game Ask and answer.




Is it cold or hot?

What color is it?

Is it sweet or sour?

I know! It's a lemon!

No, thanks. I don't like lemons. I like oranges.



It's cold. It's a fruit.

It's yellow.

It's sour.

That's right! Do you want one?

4 Play with a friend. Ask 3 questions. Use some of the words in the box.

sweet sour salty tasty hot cold
fresh round small big



I Can ...

- talk about food using the words “hot, cold, sour, sweet, salty, tasty”
- ask questions with “or”, “want”, and say what I like and what I don't like

GOAL 37

GOAL 38

The Answers

4

S 1: Is it cold or hot?

S 2: It's cold. It's a vegetable.

S 1: What color is it?

S 2: It's orange.

S 1: Is it sweet or sour?

S 2: It's sour.

S 1: I know! It's a carrot.







S 2: That's right! Do you want one?

S 1: No, thanks. I don't like carrots. I like bananas.

Phonics

1 Listen and check. Say.




- | | | | | | | | | | |
|----|---|---|---|-------------------------------|----|--|---|---|--|
| 1. |  | /s/ <input type="checkbox"/> | /z/ <input checked="" type="checkbox"/> | /ɪz/ <input type="checkbox"/> | 4. |  | /s/ <input type="checkbox"/> | /z/ <input checked="" type="checkbox"/> | /ɪz/ <input type="checkbox"/> |
| 2. |  | /s/ <input checked="" type="checkbox"/> | /z/ <input type="checkbox"/> | /ɪz/ <input type="checkbox"/> | 5. |  | /s/ <input checked="" type="checkbox"/> | /z/ <input type="checkbox"/> | /ɪz/ <input type="checkbox"/> |
| 3. |  | /s/ <input type="checkbox"/> | /z/ <input checked="" type="checkbox"/> | /ɪz/ <input type="checkbox"/> | 6. |  | /s/ <input type="checkbox"/> | /z/ <input type="checkbox"/> | /ɪz/ <input checked="" type="checkbox"/> |

What's in your bag?

2 Listen, point, and say.



| | | |
|---------------------------|--|--------------|
| Do you have apples? |  | No, I don't. |
| Do you have sandwiches? | | Yes, I do. |
| Do you have orange juice? | | Yes, I do. |

She has sandwiches **and** orange juice.

She has orange juice **but** she doesn't have apples.

3 Ask your friend. Check YES or NO. Student's answer


| Food | YES | NO | School things | YES | NO |
|--------------|-----|----|---------------|-----|----|
| apples | | | books | | |
| sandwiches | | | notebooks | | |
| orange juice | | | a poster | | |
| carrots | | | pens | | |

Say and write. Use *and* or *but*.


Fun Time!

Whose ... is that?

4 Listen, point, and say.



5 Trace. Ask and answer.



I Can ...

- make the sounds for -s, ask and answer with "have", and use "and" or "but".
- ask and say whose something is using (name)'s



Phonics Jingle



CD2 42 ① Listen and chant.



CD2 43 ② Listen and point to the letters, then the pictures.

A says ... **a, a, apple.**

Aa
apple



Bb
bear



Cc
cow



Dd
duck



Ee
egg



Ff
fish



Gg
goat



Hh
hat



Ii
ink



Jj
jet



Kk
kiwi



Ll
lion




Mm
monkey



Nn
nest



Oo
octopus



Pp
parrot




Qq
quilt



Rr
rabbit





3 Unscramble the letters and write the words.

rbea

b e a r

dkcu

d u c k

otag

g o a t

iwki

k i w i

ykemno

m o n k e y

rtapro

p a r r o t

itrbab

r a p p i t

greti

t i g e r

lubrleam

u m b r e l l a

bazre

z e b r a

Handwriting Practice: Phonics Key Words

① Read and say.

② Trace and copy.



apple apple apple



bear



cow



duck



egg



fish



goat



hat



ink



jet



kiwi




lion



monkey



nest



octopus



parrot



quilt



rabbit



sun



tiger



umbrella



vase



wolf



fox



yard



zebra

Words with a e i o u

CD2 44

1 Listen and write the letter *a*, *e*, *i*, *o*, or *u*. Then match with the pictures.

1. art

2. Orange

3. elephant

4. ink



5. Umbrella

6. apricot

7. Under

8. eighteen

CD2 45

2 Listen, point, and say. Then draw a line to the right picture.

We call it 'a', but say **apple**.

We call it 'a', so we say **apron**.

We call it 'e', but we say **elephant**.

We call it 'e', so we say **eleven**.

We call it 'i', but we say **ink**.

We call it 'i', so we say **ice cream**.

We call it 'o', but we say **orange**.

We call it 'o', so we say **open**.

We call it 'u', but we say **umbrella**.


We call it 'u', so we say **uniform**.

We call them sounds and letters!

Words with a_e, i_e Long Vowels and Clever _e

1 Listen, point, and say.

CD2 46



2 Look at the picture and circle the right word. Then listen and check.


CD2 47

1.  snak snake sack shake ✓

2.  Kate cake cate kake ✓

3.  hate take hat het ✓

4.  tap tape pat pate ✓

5.  site cite sit tis ✓

6.  nil Nile Lyn line ✓

Picture Dictionary



big p32



blouse p16



a cap p16



clap p6



cold p8



crab p34



doing karate p24



doing my homework p24




a dress p17



eating snacks
p24



fall p31



glasses p17



gorilla p34



grass p34



hot p8



hungry p8




an iron p10



lock p6



long p32




mountains p30




noisy p32



a photo p20



a pine p10



a plate p18



playing computer
games p24



playing football
p24



quiet p32



sandals p17



scared p8



shake p28



a shirt p17



short p32



show p28




a skirt p16



sleepy p8



small p32



a snake p28



snow p28



speaking p20



spring p31



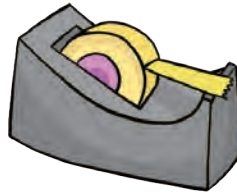
strong p32



summer p31



a tap p10



a tape p10



thirsty p8



watching TV p24



weak p32



winter p31