

STUDENT'S BOOK
3

WE CAN!

We Can! Student's Book 3

Published by McGraw-Hill Education, 2 Penn Plaza, New York, NY 10121. Copyright © 2017 by McGraw-Hill Education. All rights reserved. No part of this publication may be reproduced or distributed in any form or by any means, or stored in a database or retrieval system, without the prior written consent of McGraw-Hill Education, including, but not limited to, in any network or other electronic storage or transmission, or broadcast for distance learning.

ISBN: 978-1-5268-1949-9

Series consultant: Mayumi Tabuchi

Project manager: Judy MacDonald

Development editor: Steve Longworth

Editor: Anne Tseng

Production manager: Alfonso Reyes

Designer: Kate Vandestadt, Vandestadt Design

Design supervision: Peter Shaw



www.mheducation.com

Exclusive rights by McGraw-Hill Education for manufacture and export. This book cannot be re-exported from the country to which it is sold by McGraw-Hill Education. This Regional Edition is not available outside Europe, the Middle East and Africa.


Photo Credits

SB: p18 Life on white/Alamy, Aleksandr Bryliaev/Alamy, Life on white/Alamy, Life on white/Alamy, David Cook/Alamy, Judith Collins/Alamy; **p26** Life on white/Alamy, JOHN KELLERMAN/Alamy, D. Hurst/Alamy, Allan Swart/Alamy, Enjoylife/Alamy, YAY Media AS/Alamy; **p34** Juniors Bildarchiv GmbH/Alamy, Aleksandrs Samuilovs/Alamy, YAY Media AS/Alamy, Svetlana Foote/Alamy, Geoff Brightling/Getty, EifelGary/Alamy; **WB: p65** Blend Images/Alamy; **p75** Lev Kropotov/Alamy, Anton Starikov/Alamy; **p86** Craig Dingle/Getty.

Contents

Student's Book

Introduction:	Classroom English	2
Unit 1	Feelings	4
Unit 2	Things We Wear	12
Unit 3	Things We Do	20
Unit 4	Beautiful Nature	28
Unit 5	Friends, Actions, Things	36
Phonics Practice		44
Picture Dictionary		52
Audio Track Lists		56
Wordlist		58
Grade 5 Objectives		59
Workbook		61



Introduction: Classroom English

1 Listen and point.



1



Good morning.
Welcome to class.

Let's play a game.

Good idea!

2



Watch me.

3



Make pairs.

4



Let's start!

5



Okay! Stop!



Unit 1 Feelings

Talk Time

1 Listen and point.

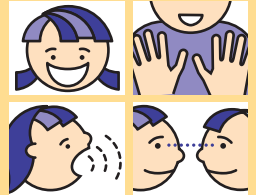


2 Practice the talks in pairs.

3 Act out the talks in pairs.



Remember the Big Four



1. Use lots of facial expression, like big smiles.
2. Use your body to make big gestures.
3. Talk with a strong voice.
4. Keep eye contact when you speak to someone.

The Answers:

2.

A: Hello!

B: Hi. It's nice to meet you.

A: It's nice to meet you, too.

B: Hi. How are you?


A: I'm great, thanks, and you?

B: I'm fine.

Fun Time!

4 Greeting Line

Talk to the teacher and leader.



I Can ...

- greet my teacher and ask “How are you?”
- say “I’m first, second, third ...”



Rhythms and Listening

1 Chant and do.



If You're Happy and You Know It

If you're **happy** and you **know** it,

Clap your **hands**. (, )

If you're **happy** and you **know** it,

Clap your **hands**. (, )

If you're **happy** and you **know** it,

Then your **face** will surely **show** it,

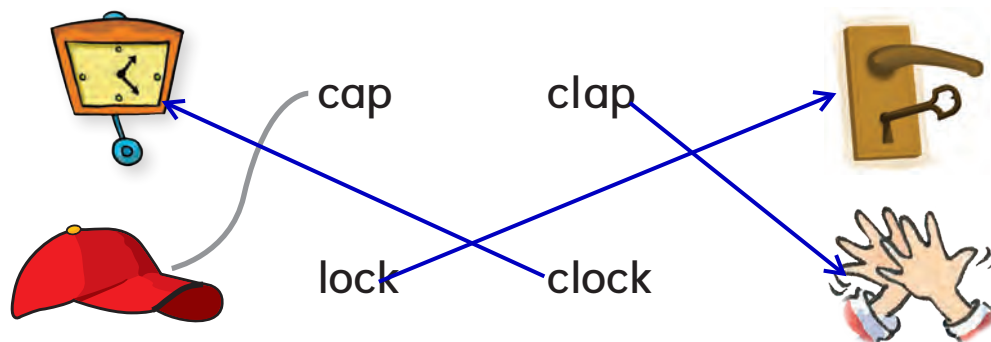
If you're **happy** and you **know** it,

Clap your **hands**. (, )



Sounds and Letters

2 Listen, say, and match.






Fun Time!

3 Confusion Game

Try and trick your partner!

F is the seventh letter of the alphabet.



No, it's the sixth letter. G is the seventh letter.

E J C H D
B I A F G

1 first

2 second

3 third

4 fourth

5 fifth

6 sixth

7 seventh

8 eighth

9 ninth

10 tenth

This is fun!



Ha-ha!



I Can ...

- chant the *If You're Happy and You Know It* chant with a partner.
- play the Confusion Game with a partner and say "sixth, seventh, eighth, ..."



Words in Action

1 Listen, point, and say.



1.



I'm hungry.

2.



I'm thirsty.

3.



I'm hot.

4.



I'm cold.

5.



I'm sleepy.

6.



I'm scared.

2 Listen and do.

3 Practice and do in pairs.



What's the matter?



I'm hungry.

The Answers:

3.

A: What's the matter?

B: I'm thirsty.

A: What's the matter?

B: I'm sleepy.

A: What's the matter?

B: I'm scared.

A: What's the matter?

B: I'm hot.

A: What's the matter?

B: I'm cold

Fun Time!

4 Same as the Leader Game

Do the same action as the leader.



I Can ...

- act out three feelings.
- ask a friend "What's the matter?"




Phonics

1 Listen, point, and say.



A says ... a, a,



and A says ... a, a,



a

cap

tap

a_e

cape

tape

2 Listen and number 1 for **a** and 2 for **a_e**. Then say.



1		1		2	
1		2		2	

3 Listen, say, and match.



I says ... i, i, ink and I says ... i, i, iron

ink

iron

pin

Tim

pine

time

(Note: Lines connect 'ink' to 'inkwell', 'iron' to 'iron', 'pin' to 'pushpin', 'Tim' to 'parrot', 'pine' to 'pine tree', and 'time' to 'clock')

Fun Time!

4 Phonics Game

Mime and say in pairs.



I Can ...

- listen and point to the right pictures and words.
- say, read, and write the sounds for a, apple; a, cape; i, pin; i, pine by myself.



Advice Time

Love your friend as you love yourself.



Unit 2 Things We Wear

Talk Time

1 Listen and point.



2 Practice and act out the talks in pairs.

Sounds and Letters

3 Listen, point, and number. Then say.



2 whose

1 who

3 what

4 white

Who's wearing white? The girl's wearing white.



Fun Time!

Grammar Toolbox
It's my hat. → It's mine.
It's not my hat. → It's not mine.

4 Whose ... is This?

Ask your classmates about people's belongings.



I Can ...

- ask "Whose ... is this?"
- meet someone and say "I like your ..."



The Answers:

4.

A: Whose book is this?

B: It's mine. Thank you.

A: Whose bag is this?

B: It's mine. Thank you.

A: Whose eraser is this?

B: It's mine. Thank you.

Rhythms and Listening

1 Chant and clap the rhythm.



Who is Wearing Green?

Green, green, green, green.

Who is wearing green today?

Green, green, green, green.

Who is wearing green?

I am wearing green today.

Look at me,

And you will see,

That I am wearing green today.



Sounds and Letters

2 Listen, point, and say. Then write the missing letters.



green grass

The g r a s s is g r e e n. It's g r e a t!





Fun Time!

Grammar Toolbox

Who's = Who is

3 Clothes Color Basket

Ask about the colors your classmates are wearing.



I Can ...

- chant the *Who is Wearing Green?* chant.
- say three colors that I'm wearing today.



Words in Action

1 Listen, point, and chant.



Boys I'm wearing ...



1. a cap
2. sunglasses
3. a T-shirt
4. a jacket
5. jeans

Girls I'm wearing ...



6. a hat
7. a blouse
8. a sweater
9. a skirt
10. shoes

2 Practice saying the chants.

Boys chant the boys' clothes. Girls chant the girls' clothes.

Fun Time!

3 Touch the screen.

Listen and touch the right picture! Use two hands.



CD1 22



What?



Once more, please!



I can't remember.



I Can ...

- say the names of five things that you can wear.
- name two things I am wearing, saying "I'm wearing ... and ... today."

GOAL 13

GOAL 14

Phonics

1 Listen, read, and say.



P and B Jingles

P says p, p, parrot.

says p, p, pen.

says p, p, panda.

B says b, b, bear.

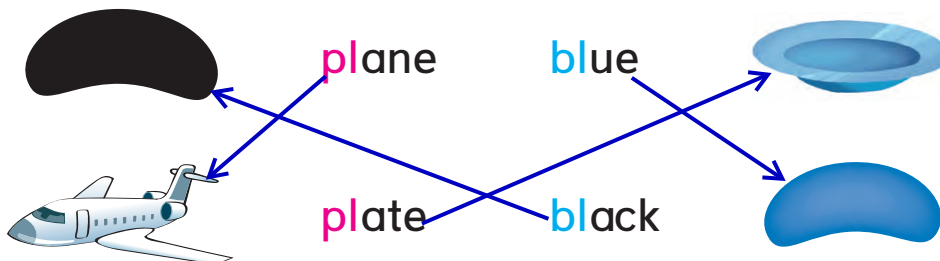
says b, b, banana.

says b, b, bed.



Sounds and Letters

2 Listen, say, and match. Then write the missing letters.

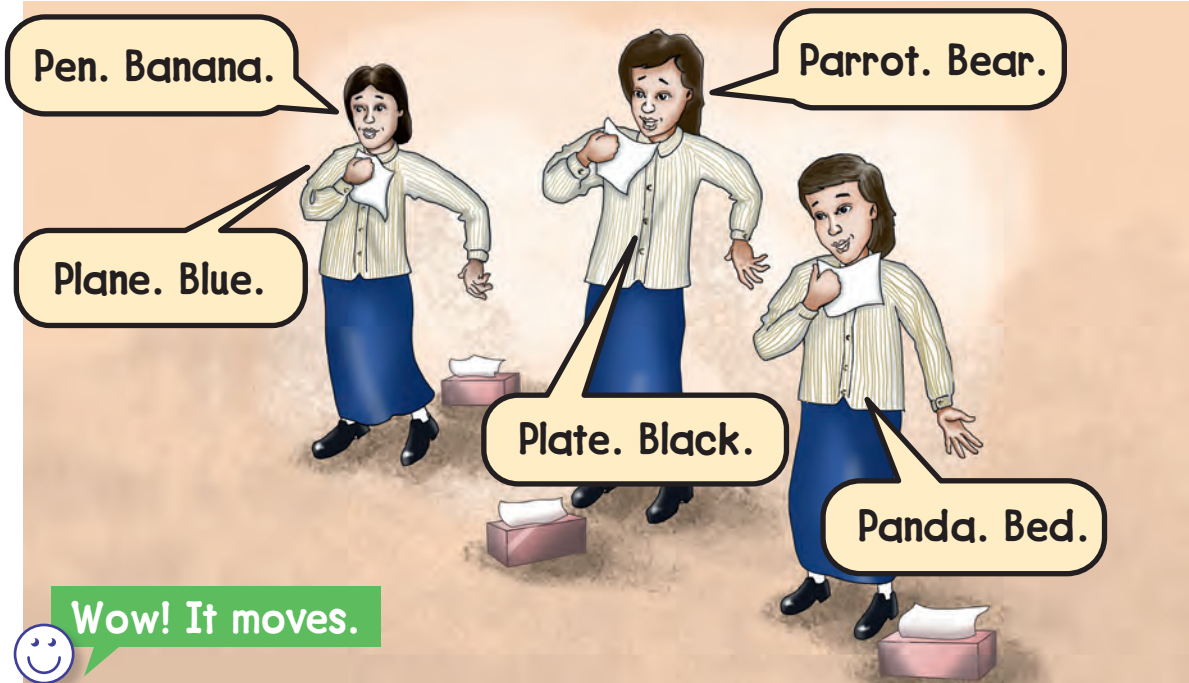


The plate is blue.

Fun Time!

3 Does It Move?

Hold a tissue in front of your mouth and say the words.



I Can ...

- tell if the words start with p or b.
- say two words that begin with p and two words that begin with b.



Advice Time

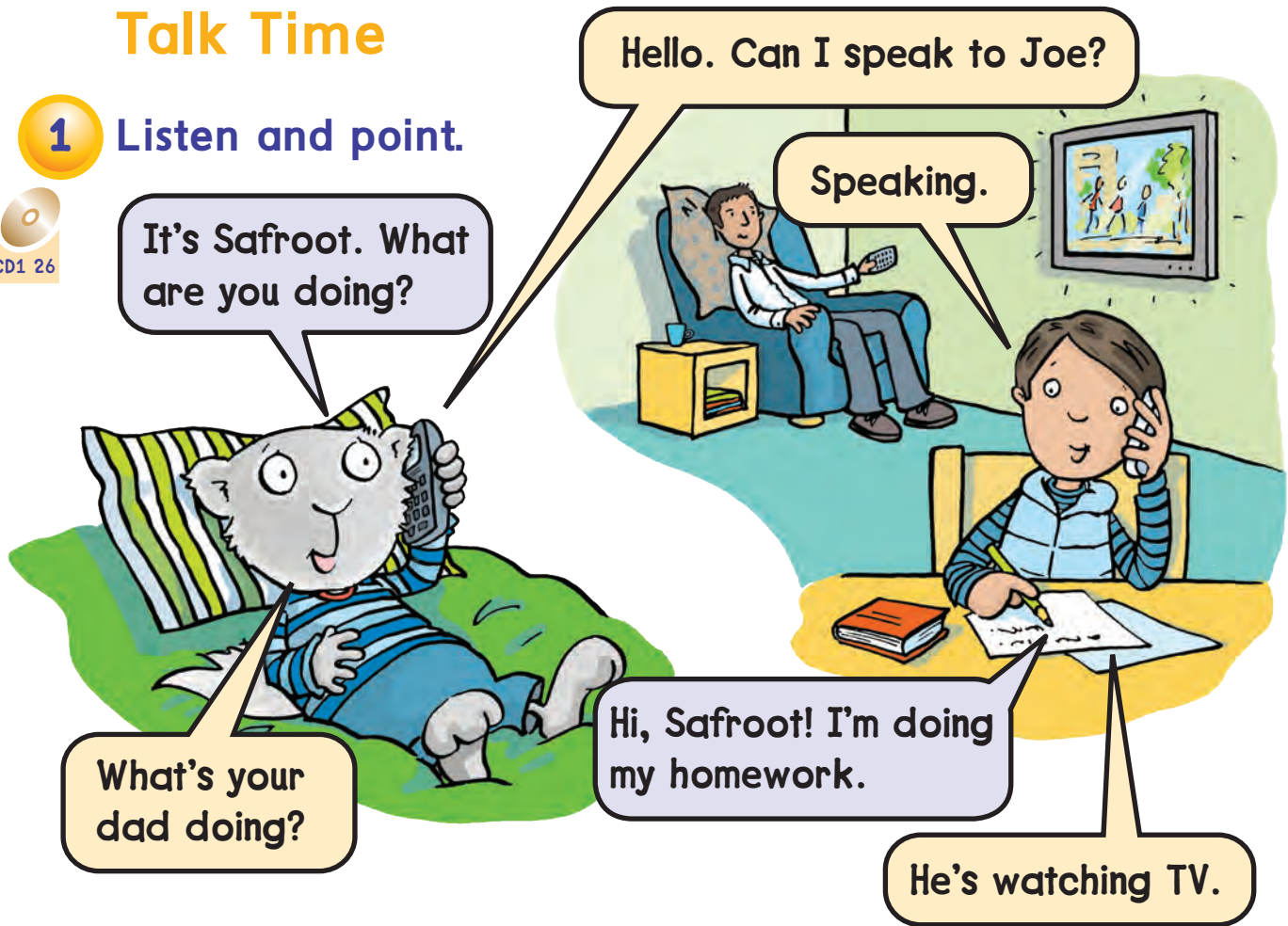
Dress neatly.



Unit 3 Things We Do

Talk Time

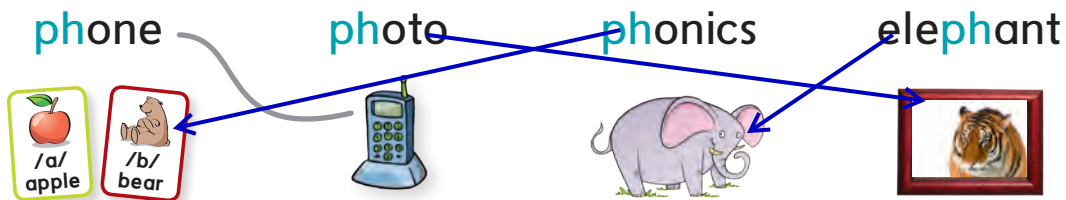
1 Listen and point.



2 Practice and act out the talks in pairs.

Sounds and Letters

3 Listen, say, and match. Then write the missing letters.




I like the ele_p h ant _p h oto.

Fun Time!

4 Telephone Conversation



Act out a telephone conversation. Call a friend and ask what he or she is doing.



I Can ...

- act out the telephone talks with a partner.
- have a telephone conversation in English.



Rhythms and Listening

1 Listen and chant.



What Are You Doing?

What are you **doing**?

I'm **doing karate, doing karate,**
doing karate.

What are you **doing**?

I'm **doing karate,**
and **how about you?**

What are you **doing**?

I'm **playing football, playing football,**
playing football.

What are you **doing**?

I'm **playing football,**
and **how about you?**




2 Chant again and do.



Fun Time!

3 True or False Action Game

Run to the T or F when your teacher does the action.



I Can ...

- chant the *What Are You Doing?* chant.
- play the True or False Action Game with a friend.



Words in Action

1 Listen, point, and say.

I'm ...

He's ...



1. doing my homework



2. watching TV



3. eating snacks



4. doing karate



5. playing football



6. playing computer games

Sounds and Letters

2 Listen, point, and say. Then read and circle.



gring

ring

rink



wink

giwn

wing



speak

speaking

peaking





Grammar Toolbox



I'm playing football. → sports with a ball

I'm doing karate. → sports without a ball




Fun Time!

3 Card Snap Game

When your teacher says the sentence, hit the card.



CD1 33



I Can ...

- play the Card Snap Game with friends.
- say two things when asked “What are you doing?”



Phonics

1 Listen, read, and say.



T and D Jingles

T says t, t, tiger.
says t, t, tomato.
says t, t, telephone.



D says d, d, door.
says d, d, doll.
says d, d, duck.



Sounds and Letters

2 Listen, number, and say. Then write **tr** or **dr** in the blanks.



 t r ee

 t r uck

 d r ess

 d r ink

Fun Time!

3 Listen and touch the right picture.
Play with a partner.



Where is it?



Here it is. I found it!



I Can ...

- tell if the words start with t or d.
- say two words that begin with t or d, and describe things.



Advice Time

Do what's right.

