


## Lesson One

1 Find and circle the countries in red, the animals in blue, the food in green and the seasons in orange. Write four lists.



w	s	c	r	o	c	o	d	i	l	e	p	a
i	u	b	a	u	s	t	r	a	l	i	a	u
n	s	t	r	m	s	u	m	e	a	t	s	t
t	a	f	l	e	e	s	p	a	i	n	t	u
e	z	e	b	r	a	l	i	e	b	d	a	m
r	l	i	z	a	r	d	p	a	f	c	g	n
s	u	m	m	e	r	l	s	p	r	i	n	g
g	c	u	c	u	m	b	e	r	x	h	j	o

موقع حلول التعليمي

**Countries**

Russia

Australia

Spain

USA

**Animals**

crocodile

camel

zebra

lizard

**Food**

pasta

bread

meat

cucumber

**Seasons**

winter

autumn

summer

spring

2 Circle the odd one out. Write a sentence with the circled word.

- mountain / ocean / camera / waterfall
- wider / concert / higher / deeper
- helicopter / motorbike / taxi / museum
- actor / friendly / clever / worried
- heavy / bridge / light / hard
- path / flowers / shout / grass

I like taking photos with my camera.

(Student's own answers)

1 Read and underline the adjectives.

My name's Karen. I'm nine and I've got long hair. I'm usually friendly, but I'm sometimes shy. I like playing chess and drawing pretty pictures.

My dad is tall and handsome. He's also kind and generous. He likes reading funny books and listening to old music.

My mum is always cheerful. She is very clever and wears beautiful clothes.



2 Write about you and someone else from your family. Student's answer

beautiful funny kind cheerful relaxed generous pretty handsome  
clever friendly tall short old young slim fat worried shy

Me  
My name's \_\_\_\_\_  
\_\_\_\_\_  
\_\_\_\_\_ موقع حلول التعليمي  
\_\_\_\_\_  
\_\_\_\_\_

My \_\_\_\_\_  
His/Her name's \_\_\_\_\_  
\_\_\_\_\_  
\_\_\_\_\_  
\_\_\_\_\_

3 Write.

a an some

Mum What would you like for breakfast?

Would you like <sup>1</sup> some toast?

Boy I'd like <sup>2</sup> some cereal and <sup>3</sup> a banana, please.

Girl I'd like <sup>4</sup> an egg, <sup>5</sup> some bread and <sup>6</sup> a pear, please.







Mum Then can you get <sup>7</sup> some plates, <sup>8</sup> a bowl and spoon and <sup>9</sup> an apron, please!



## Lesson Three

### 1 Look at the table. Answer the questions.

go / party go / cinema ~~visit / aunt~~ do / homework make / cake play / volleyball

	Katie	Carmen and Stuart	Bobby
morning			
evening			

1 What is Katie going to do tomorrow morning?

She's going to visit her aunt.

2 What is she going to do tomorrow evening?

She's going to go to the cinema.

3 What are Carmen and Stuart going to do tomorrow morning?

They're going to make a cake. موقع حلول التعليمي

4 What are they going to do tomorrow evening?

They're going to go to a party.

5 What is Bobby going to do tomorrow morning?

He's going to do his homework.

6 What is he going to do tomorrow evening?

He's going to play football.

### 2 Find the words that rhyme. Write.

sound toy shark ~~down~~ oil horse paw tall

1 clown brown down

2 house cloud sound

3 boy Roy toy

4 coin soil oil




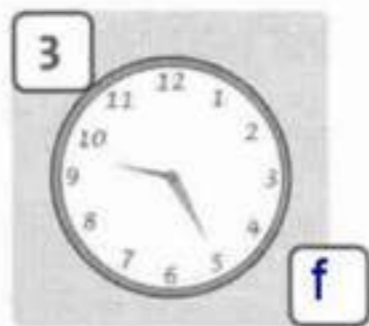


5 fork sport horse

6 straw yawn paw

7 ball fall tall

8 park farm shark

1 Match the times with the clocks.




a It's quarter past two.  
d It's ten to six.


b It's five to eight.  
e It's half past four.

c It's twenty to three.  
f It's twenty-five past nine.

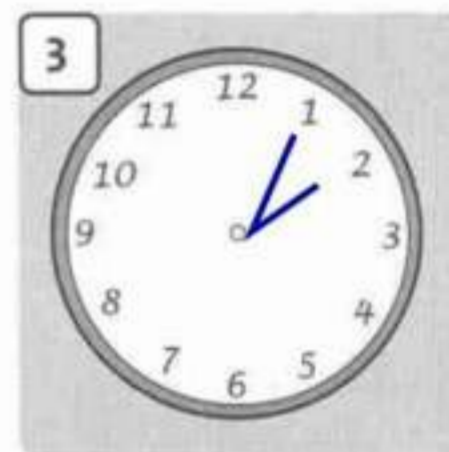
2 Draw or write the time.




It's twenty to seven.



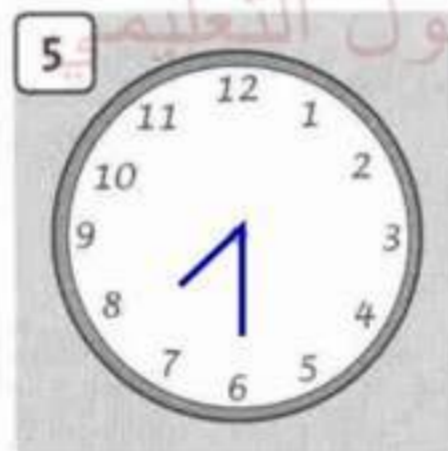
It's quarter past four.




It's five past two.



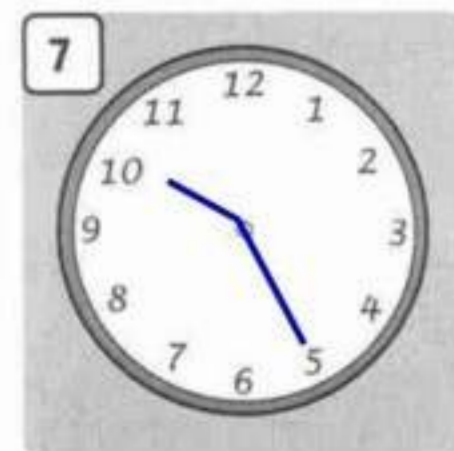
It's ten to nine.




It's half past eight.



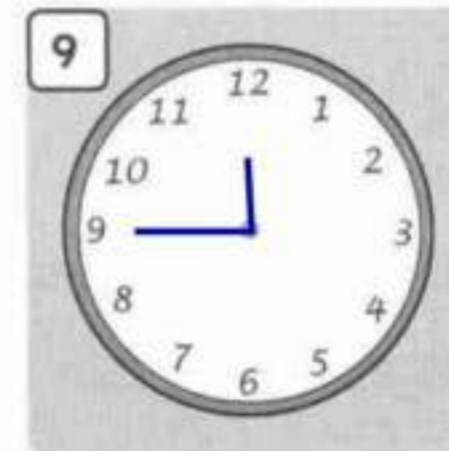
It's three o'clock.



It's twenty-five past ten.



It's five to three.




It's quarter to twelve.

# 1 The food here is great!

## Lesson One Words

1 Read the sentences and number the picture.




- 1 This man takes your order. **waiter**
- 2 These people eat at the restaurant. **customers**
- 3 The clothes that waiters wear. **uniform**
- 4 You read this to choose your food. **menu**
- 5 This woman brings your food. **waitress**
- 6 Coffee comes in this. **cup**
- 7 You eat soup from this. **bowl**
- 8 Water comes in this. **bottle**
- 9 You pour water into this. **glass**
- 10 You eat your salad from this. **plate**

2 Write.

bottle customer bowl ~~uniform~~ waiter menu waitress cup glass plate

My parents have got a restaurant and they both wear green <sup>1</sup> uniforms. My mum is the <sup>2</sup> waitress and my dad is the <sup>3</sup> waiter. Lots of <sup>4</sup> customers are children and they really like the food. They look at the <sup>5</sup> menu and decide what to order. They can have a <sup>6</sup> bowl of soup or a <sup>7</sup> plate of pasta. They usually order a <sup>8</sup> bottle of juice or a <sup>9</sup> glass of water. After dinner, the adults usually have a <sup>10</sup> cup of coffee.



1 Write, using the present simple and present continuous.  Grammar Time page 108

Waitress You come here every week. You usually <sup>1</sup> eat (eat) pasta and salad.

But today you <sup>2</sup> are eating (eat) sandwiches and cake.

Girl Yes, that's right.

Waitress And you always <sup>3</sup> drink (drink) water with your meal. Now you <sup>4</sup> are drinking (drink) orange juice.

Girl Yes...

Waitress And you usually <sup>5</sup> wear (wear) trousers and a T-shirt. Today you <sup>6</sup> are wearing (wear) a pretty dress.

Waitress And you normally <sup>7</sup> sit (sit) at that small table by the window. But today you <sup>8</sup> are sitting (sit) at the biggest table in the restaurant. Let me guess... Is it your birthday today?

Girl Yes, it is. I'm ten today!

Waitress Happy birthday!



2 Read again. Write the sentences.

Today

Usually

1 (eat) She is eating sandwiches and cake.

2 (drink) She is drinking orange juice.

3 (wear) She is wearing pretty dress.



4 (sit) She is sitting at the biggest table in the restaurant.

She drinks water.

She wears trousers and a T-shirt.

She sits at the small table by the window.

3 Look at the pictures and write.



Harry is ill today.

1 He usually plays football. But today he's reading.

2 He usually eats a sandwich. But today he's eating a bowl of soup.

3 He usually does his homework. But today he's staying in bed.

4 He usually drinks a glass of milk. But today he's taking medicine.

1 Circle the time markers. Write *PC* (present continuous) or *PS* (present simple).

- |  |  |
|--|--|
| 1 I <u>sometimes</u> visit my cousins. <u>PS</u>   | 2 She's working <u>at the moment</u> . <u>PC</u> |
| 3 <u>Today</u> we're eating at a café. <u>PC</u>   | 4 I <u>never</u> go to school by car. <u>PS</u>  |
| 5 They're watching TV <u>right now</u> . <u>PC</u> | 6 He <u>always</u> wears a hat. <u>PS</u>        |

2 Write sentences using the present simple and present continuous.

1 (right now / play volleyball)

Sally is playing volleyball right now.

2 (visit my grandma / always / on Fridays)

We always visit my grandma on Fridays.

3 (read new book / today)

I'm reading a new book today.

4 (now / walk to school)

He is walking to school now.

5 (in the mornings / listen to radio / rarely)

Peter and Sue Sue rarely listen to the radio in the mornings.

Lesson Four Phonics and Spelling موقع حلول التعلومي

1 Read the words. Write them in the correct box.

~~Monday~~ train happy Spain feet tray  
leaves cake tree please key race

long e

Monday

key

happy

feet

tree

leaves

please

long a

train

Spain

tray

cake

race

Monday

2 Write a sentence using each word.

1 (train) \_\_\_\_\_

2 (key) \_\_\_\_\_



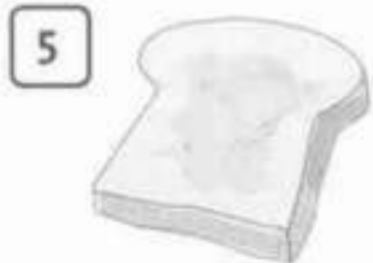
3 (cake) \_\_\_\_\_

4 (tree) \_\_\_\_\_

Student's own answers

### Reading

#### 1 Find and circle the words.



#### 2 Write, using the words above.

- This hot vegetable is green or red. chilli موقع حلوو العليمي
- Fuul is made from these. beans
- They are green or black. They are used to make olives oil.
- You find this in cereals and Mexican tortillas. corn
- They are round and flat. pancakes
- They are long and thin. noodles
- This fruit is brown and hard on the outside and white on the inside. coconut
- This is hot, hard bread. toast

#### 3 Read the Class Book. Circle the wrong word. Write the correct word.

- Fuul is mashed bread. beans
- Noodle soup is very popular in Mexico. Vietnam
- Pete eats lunch at home. school
- Mariana eats a small breakfast. big
- Abdel usually eats bread with rice. beans
- Xoi are balls of rice with eggs. beans





## Writing

## 1 Read the words. Complete the table.

umbrella toast coffee calculator noodles ~~soup~~ customer supermarket  
plate fuul waiter breakfast cereal volleyball vegetable helicopter

one syllable	two syllables	three syllables	four syllables
<u>soup</u>	coffee	umbrella	calculator
toast	noodles	customer	supermarket
plate	waiter	cereal	vegetable
fuul	breakfast	volleyball	helicopter

## 2 Read the text. Add full stops, capital letters, commas and question marks.

## Remember!

- Put a capital letter at the beginning of each sentence and in names, days of the week and the names of places.
- Put a full stop at the end of each sentence.
- Put a comma between the words in lists.
- Put a question mark at the end of a question.

My name's Sasha. My favourite foods are pasta,  
pizza, salad and chicken. I love pizzas with olives.  
I always eat lunch at school. I usually have cheese  
and tomato sandwiches then fruit or a yogurt.

During the week my grandma usually cooks dinner  
at home. On Wednesdays my grandma goes out  
and my dad cooks. I always help. I like cooking. Do  
you like cooking?

At the weekend we often go to a restaurant for  
lunch. The restaurant is called The Food Garden.

What food do you like?



3 Answer the questions.

Student's own answers

What are your favourite foods? \_\_\_\_\_

Where do you eat lunch? \_\_\_\_\_

What do you usually eat for lunch? \_\_\_\_\_

Who usually cooks at home? \_\_\_\_\_

Do you help? \_\_\_\_\_

Do you sometimes go to a restaurant? \_\_\_\_\_

When do you go? \_\_\_\_\_

What is your favourite restaurant called? \_\_\_\_\_



موقع حلول التعليمي

**My writing**

4 Write about your food. Use your answers from Exercise 3 to write a paragraph.

My favourite foods are

\_\_\_\_\_

\_\_\_\_\_

\_\_\_\_\_

\_\_\_\_\_

\_\_\_\_\_

\_\_\_\_\_

\_\_\_\_\_

\_\_\_\_\_

\_\_\_\_\_

\_\_\_\_\_

Now check your punctuation  .  ,  ?  Aa

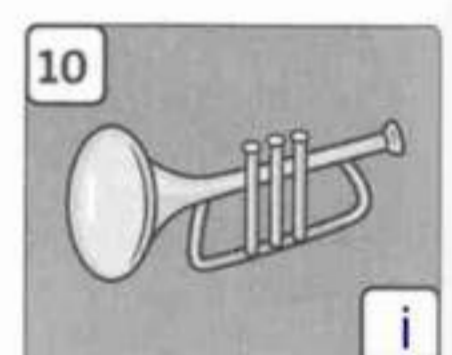

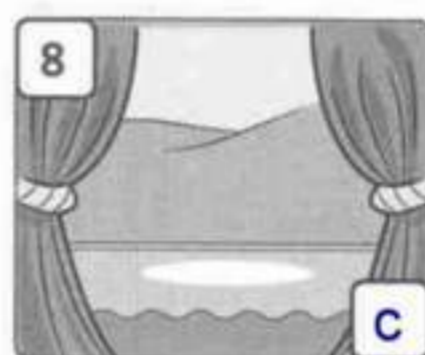
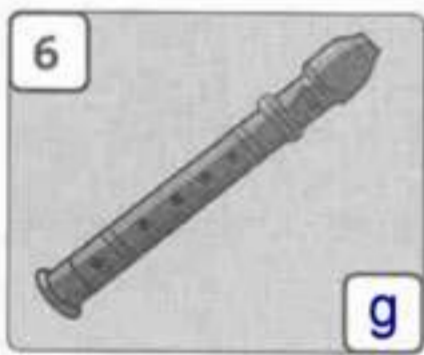

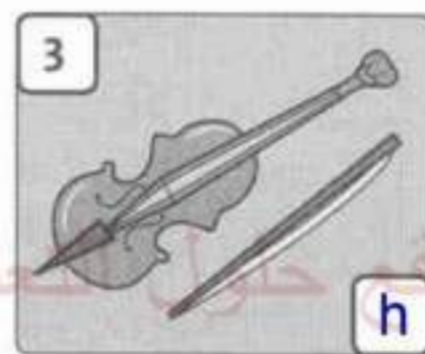
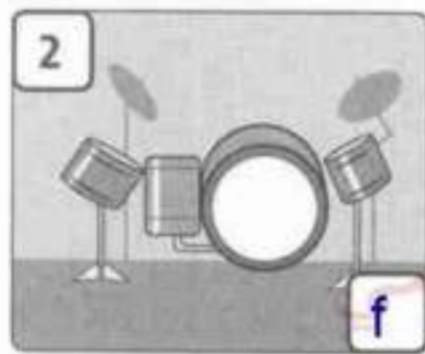

# 2

## We had a concert

### Lesson One Words


1 Circle the correct word. Then match the words with the pictures.

- a People go to hear music at a **concert** / audience.  
 b You read the **instrument** / **programme** to find out about the concert.  
 c At the concert, the children play their instruments on a **stage** / violin.  
 d The parents come to the concert. They are the **audience** / instruments.  
 e You play these to make music. They are **programmes** / **instruments**.  
 f Henry hits his instrument with sticks. He plays the **recorder** / **drums**.  
 g Kate blows this long, thin instrument. She plays the **drums** / **recorder**.  
 h Sandra puts her instrument on her shoulder. She plays the **violin** / **trumpet**.  
 i Anna loves her **trumpet** / **violin**. When she blows it it makes a very loud sound.  
 j At the end of the concert, all the parents **instrument** / **cheer**.



2 Write, using the words above.

My name is Jasmine. We had a <sup>1</sup> concert at our school. The parents were the <sup>2</sup> audience. Each parent had a <sup>3</sup> programme to read. We were on a <sup>4</sup> stage. Each child had a musical <sup>5</sup> instrument. I played the <sup>6</sup> violin and Sam played the <sup>7</sup> trumpet. Monica played the <sup>8</sup> recorder and Joe played the <sup>9</sup> drums. The parents <sup>10</sup> cheered at the end.



1 Look and match the sentences. Underline *was*, *were* and words with *ed*.



- |  |  |
|--|--|
| 1 I normally have breakfast in the kitchen. <b>c</b> | a But yesterday we <u>were</u> at home all day.        |
| 2 My mum usually cooks breakfast. <b>d</b>           | b But yesterday we <u>walked</u> to the doctor's.      |
| 3 We usually walk to school. <b>b</b>                | c But yesterday, I <u>stayed</u> in bed.               |
| 4 I am usually well. <b>e</b>                        | d But yesterday my grandpa <u>cooked</u> it.           |
| 5 I usually go to school. <b>a</b>                   | e But yesterday I <u>was</u> ill.                      |
| 6 I usually play sports after school. <b>f</b>       | f But yesterday I <u>played</u> chess with my grandpa. |

2 Write, using the past simple. **G** Grammar Time page 108

Jamie's Saturday

On Saturday, Jamie and his friend Mike <sup>1</sup> played (play) football in the park for two hours. After the game, they <sup>2</sup> were (be) hungry. They <sup>3</sup> had (have) their lunch at the park.

After lunch, Jamie <sup>4</sup> was (be) tired. They <sup>5</sup> finished (finish) their lunch and <sup>6</sup> walked (walk) home together.

At home, Jamie <sup>7</sup> had (have) a shower and <sup>8</sup> washed (wash) his hair. Then he <sup>9</sup> watched (watch) TV and <sup>10</sup> tidied (tidy) the living room.



1 Read and circle the time markers. Write Sonia's diary.

It was Sonia's birthday last Saturday. Four days ago, she had her party and it was great fun. Two days ago she played in a basketball game at school. Yesterday she was at school and last night she had dinner in a restaurant with her family. Today she's tired but happy.


Friday	
Saturday	<u>My birthday!</u>
Sunday	
Monday	<u>Party</u>
Tuesday	
Wednesday	<u>basketball</u>
Thursday	<u>school, dinner in the restaurant.</u>
Friday	<u>today</u>

2 Where were you at these times? Write sentences.


- (Yesterday) \_\_\_\_\_
- (Two days ago) \_\_\_\_\_ **Student's own answers**
- (Last Saturday) \_\_\_\_\_
- (Last summer) \_\_\_\_\_
- (Last night) \_\_\_\_\_

Lesson Four Phonics and Spelling

1 Circle the correct spelling.



igh y i\_e



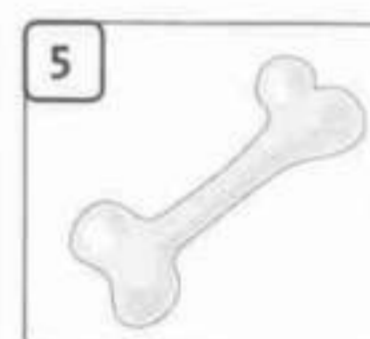
oa ow o\_e



oo ue u\_e



igh y i\_e



oa ow o\_e



oo ue u\_e

2 Write a sentence using each word.

- (bike) \_\_\_\_\_
- (cry) \_\_\_\_\_
- (blow) \_\_\_\_\_ **Student's own answers**
- (blue) \_\_\_\_\_
- (light) \_\_\_\_\_
- (room) \_\_\_\_\_

### Reading

#### 1 Order the letters and write the words.



1

(e s a r p k l)

sparkle

2

(r m y h t h)

rhythm

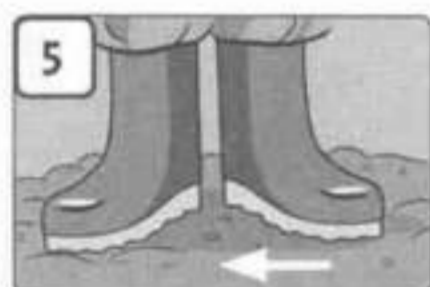
3

(p t a)

tap

4

(i g w s n)

wings

5

(r o d u g n)

ground

6

(y c m l s a b)

cymbals

7

(s e c h e k)

cheeks

8

(n t e h u d r)

thunder

#### 2 Write, using the words above.

موقع حلول التعليمي

My dad plays the trumpet. When he blows it his <sup>1</sup> cheeks go red. I love watching his band. There is a loud drum that sounds like <sup>2</sup> thunder ! It plays a <sup>3</sup> rhythm that keeps the whole band in time and when you listen it makes you <sup>4</sup> tap your feet. Sometimes the band plays in town. A woman at the back goes crash on the <sup>5</sup> cymbals . And they always <sup>6</sup> sparkle in the sun. The <sup>7</sup> ground shakes when the band walks past. Sometimes it seems that even the birds move their <sup>8</sup> wings in time with the music!

#### 3 Read the Class Book. Write T (True) or F (False).

- 1 The boy can see the festival from his window. T
- 2 There are drums and cymbals. T
- 3 People are not moving their feet. F
- 4 The music is very fast. F
- 5 The trumpet players puff their cheeks. T
- 6 The birds sit still and listen. F



## Writing

1 Write each word with *ing*. Use the double consonant rules.

1 walk walking

2 sit sitting

3 read reading

4 get getting

5 draw drawing

6 swim swimming

7 shout shouting

8 shop shopping

9 listen listening

2 Look at the picture and write the labels.

at the top on the left on the right at the bottom

↓ 1 at the top



→ 2 on the left

← 3 on the right

↑ 4 at the bottom

3 Read the description and write *at the top*, *on the left*, *on the right*, *at the bottom*.


This is a picture of an outdoor concert. <sup>1</sup> At the top of the picture you can see the sun. It's a very sunny and warm day. There is a stage in the picture.

<sup>2</sup> On the left is a boy. He's wearing trousers and a jumper and he's playing the drums. <sup>3</sup> On the right is a girl. She's sitting on a chair and she's playing the guitar. In the middle of the stage is another girl. She's singing.

<sup>4</sup> At the bottom of the picture you can see the audience. They are clapping and cheering. And look, there is a little boy running in front of the stage. His mum is trying to catch him.

4 Look at the picture and write *T* (at the top), *B* (at the bottom), *L* (on the left) or *R* (on the right) of the picture.

cloudy	<u>  T  </u>	audience	<u>  B  </u>	band	<u>  L  </u>	trumpet	<u>  T/L  </u>	clap	<u>  B  </u>
cymbals	<u>  L  </u>	bird	<u>  T/R  </u>	boy	<u>  R  </u>	tap his feet	<u>  R  </u>	cheer	<u>  B  </u>
stage	<u>  L  </u>	drums	<u>  L  </u>	sun	<u>  T/R  </u>	programme	<u>  R  </u>	parents	<u>  B  </u>



موقع حلول التعليمي

**My writing**

5 Now describe the picture. Use the words in Exercise 4 and your own ideas.

---



---

Student's own answers

---



---



---



---



---



---



---



---



---



---

Now check your *ing* spellings!



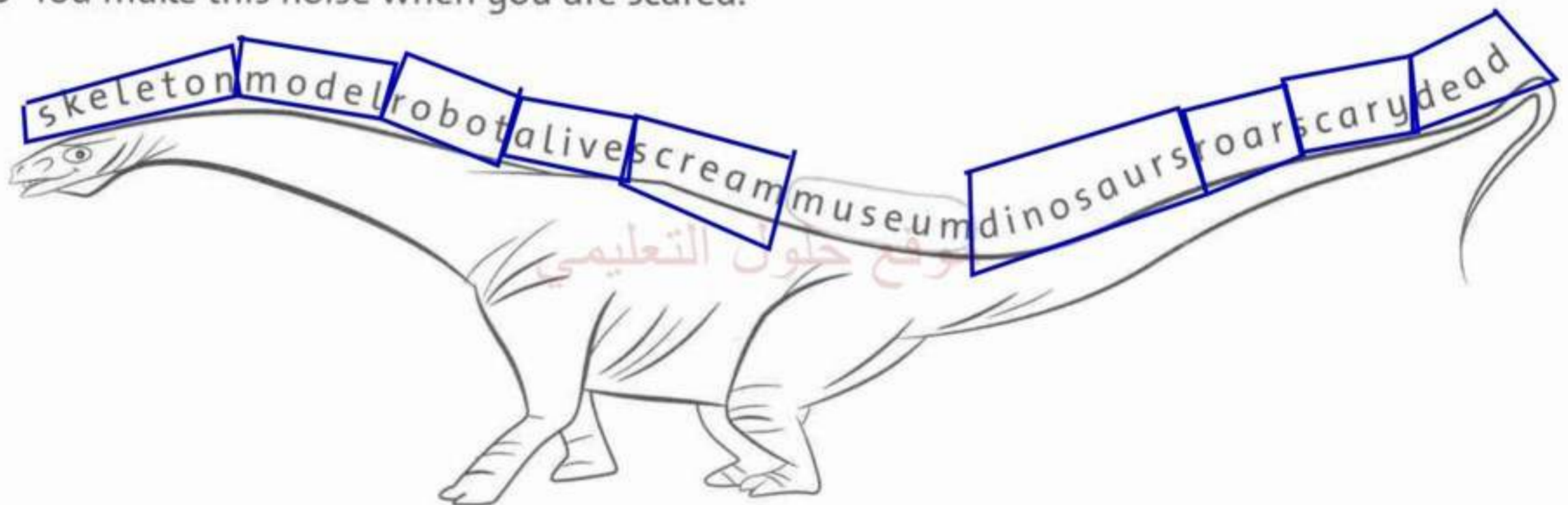
## 3

## The dinosaur museum

## Lesson One Words

## 1 Read and circle the words below.

- 1 You can go to this place to see things from the past.
- 2 The bones inside your body are this.
- 3 These animals lived on earth 46 million years ago.
- 4 A kind of computer that can move and work.
- 5 Everyone in your class is this.
- 6 All of the dinosaurs are this.
- 7 A loud noise that some animals make.
- 8 Something that makes you feel scared.
- 9 People make these to show you what something looks like.
- 10 You make this noise when you are scared.




## 2 Write, using the words above.

Last week my class went to a <sup>1</sup> museum . We learnt how <sup>2</sup> dinosaurs lived. Once there were lots of dinosaurs but now they are <sup>3</sup> dead . My friend Emma bought a <sup>4</sup> model of a dinosaur. There were some very big dinosaur <sup>5</sup> skeletons . The teacher pressed a button to make the dinosaur <sup>6</sup> roar . It was very <sup>7</sup> scary . All the children <sup>8</sup> screamed . But the dinosaur wasn't <sup>9</sup> alive . It was only a <sup>10</sup> robot .



1 Read and match.

- |                                  |                       |
|----------------------------------|-----------------------|
| 1 I went to the zoo. <b>b</b>    | a I didn't see any.   |
| 2 I bought a ball. <b>d</b>      | b I didn't go.        |
| 3 I saw some giraffes. <b>a</b>  | c I didn't hear any.  |
| 4 I ate an ice cream. <b>e</b>   | d I didn't buy one.   |
| 5 I heard the lions. <b>c</b>    | e I didn't eat one.   |
| 6 I drank orange juice. <b>f</b> | f I didn't drink any. |



2 Look at the table and complete the sentences. Grammar Time page 109

*Our school trips*

	Class 4L	Class 4P
go	museum	theatre
see	Roman things	a play about dinosaurs
buy	pictures	postcards
make	models	theatre programmes
hear	Roman songs	dinosaur robots roaring
eat	fruit	ice cream

*Class 4L*

- (go ✓) Class 4L went to a museum.
- (buy X) They didn't buy postcards.
- (hear ✓) They heard Roman songs.
- (make X) They didn't make theatre programmes.
- (eat X) They didn't eat ice cream.

*Class 4P*

- (go X) Class 4P didn't go to a museum.
- (hear X) They didn't hear Roman songs.
- (make ✓) They made theatre programmes.
- (buy ✓) They bought postcards.
- (eat ✓) They ate ice cream.

1 Match the questions and answers.



1 Did you go out yesterday?

a

a

Yes, I did.



2 Where did you go?

d

b

No, we didn't. We went home.

3 Which one did you go to?

e

c

I bought a new coat and hat.

4 What did you buy?

c

d

I went to a clothes shop.

5 Who did you go with?

f

e

The one called *Style*.

6 Did you eat in a restaurant?

b

f

I went with my grandma and my cousins.

2 Complete the questions and answers.

~~Who~~ What Can Where Which Did

be park I play you see

1 Who did you see yesterday?

I saw Robbie and Simon.

2 Where did you see them?

I saw them at the park.

3 Which park was it?

It was Sunnyside Park.

4 What did you do?

We played basketball.

5 Did you have a good time?

Yes, I did.

6 Can I go with you next time?

Yes, you can.

Lesson Four Phonics and Spelling

1 Circle the correct spelling.



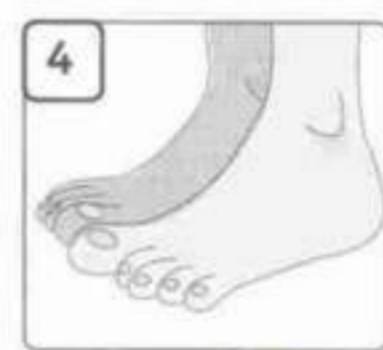
ph f




ph f




ph f



ph f



ph f



ph f

2 Write a sentence using each word.

1 (photo)

Student's own answers


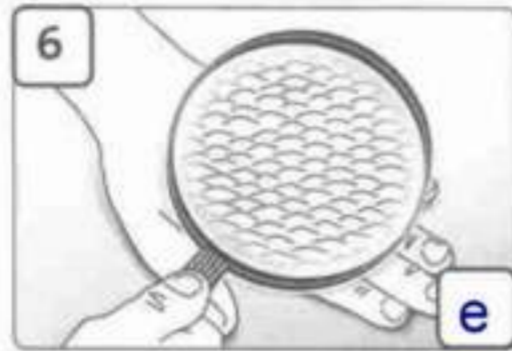


2 (elephant)

3 (flamingo)

4 (phone)

### Reading

#### 1 Match the words with the pictures.



a Earth b fall / fell c rock **d** asteroid e skin f pattern g scientist h disappear

#### 2 Then write the words in alphabetical order.

asteroid      disappear      earth      fall / fell  
pattern      rock      scientist      skin

#### 3 Write, using the words above.

Some <sup>1</sup> scientists study space. They look for <sup>2</sup> patterns موقع حلول التعليمي made by the stars.  
 Sometimes <sup>3</sup> rocks fall from other planets and fly through space. These rocks are called <sup>4</sup> asteroids. A big one <sup>5</sup> fell on planet <sup>6</sup> Earth 65 million years ago. Some people think this is why the dinosaurs <sup>7</sup> disappeared. Scientists have found dinosaur skeletons, but haven't found any dinosaur <sup>8</sup> skin.

#### 4 Read the Class Book. Answer the questions.

- 1 What did dinosaurs eat? Meat or plants.
- 2 When did they disappear? 65 million years ago.
- 3 How long was a T-Rex? 14 metres.
- 4 How many types of dinosaurs were there? more than 700.
- 5 No one knows what colour the dinosaurs were. Why not? Because there is no dinosaur skin left to study.



## Writing

## 1 Write a full stop or an exclamation mark.

- 1 Gill shouted, "Hurry up !"  I
- 2 Mike said, "It was a good day ."
- 3 The man was angry. He said, "Don't touch the models !"  I
- 4 Sally said, "I watched TV yesterday ."
- 5 "Mum, Mum I passed all my tests !" Louise said.  F
- 6 "Don't be late !" Dad said.  I

## 2 Read the four sentences with exclamation marks again. Write F for feelings or I for important instructions.

3 Write these verbs in the past simple.  Verb list page 115

sit	<u>sat</u>	be	<u>was/were</u>	wash	<u>washed</u>	sing	<u>sang</u>
find	<u>found</u>	go	<u>went</u>	talk	<u>talked</u>	walk	<u>walked</u>
learn	<u>learnt</u>	see	<u>saw</u>	sleep	<u>slept</u>	eat	<u>ate</u>

## 4 Read the webpage and write, using verbs from Exercise 3.

Home

Friends

School

My pictures

Last Tuesday, class 4A <sup>1</sup> went on a school trip to a farm. Early in the morning we got on a bus outside our school and I <sup>2</sup> sat next to my friend James. On the way to the farm, everyone <sup>3</sup> sang songs together. It was very noisy but lots of fun!

When we arrived at the farm, the farmer <sup>4</sup> talked about where our food comes from. First we <sup>5</sup> saw the cows and watched the farmer make cheese from the milk. Next we collected eggs from the chickens. I <sup>6</sup> found six! That was great!



At lunchtime we <sup>7</sup> ate outside. I had sandwiches and crisps. After lunch, we <sup>8</sup> walked in the fields and saw vegetables and corn. Then we went back to school and I <sup>9</sup> slept on the bus. It was a great day!

By Simon. 4A

5 Look at the words about different school trips.  
Write *M* for museum, *F* for farm and *C* for a concert.

sheep F      audience C      history M      field F      stage C  
 skeleton M      model M      farmer F      music C      cows F  
 drums C      pictures M      instruments C      vegetables F      photos M

6 Answer the questions about your school trip.

Student's own answers

When did you go? \_\_\_\_\_  
 Where did you go? \_\_\_\_\_  
 Did you go by bus? \_\_\_\_\_  
 What did you see? \_\_\_\_\_  
 What did you learn? \_\_\_\_\_  
 What did you eat? \_\_\_\_\_  
 What did you like? \_\_\_\_\_

**My writing**

Student's own answers

7 Now write about a school trip for your school website. Use the ideas above.

Home

Classes

Sport

News

\_\_\_\_\_

\_\_\_\_\_

\_\_\_\_\_

\_\_\_\_\_

\_\_\_\_\_

\_\_\_\_\_

\_\_\_\_\_

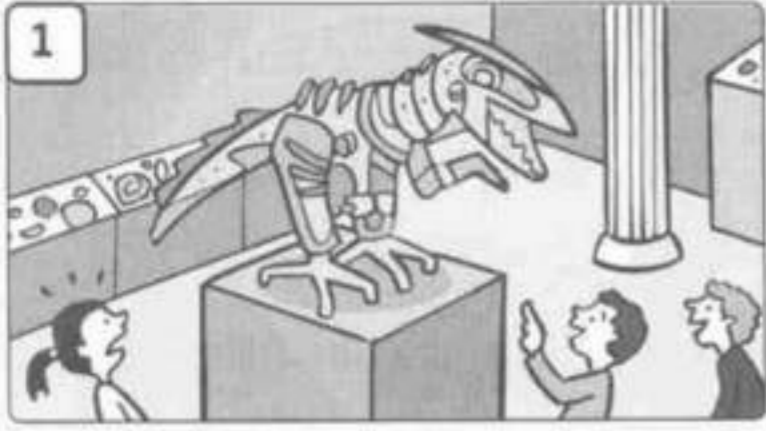
\_\_\_\_\_

\_\_\_\_\_

\_\_\_\_\_

Now check your past simple verbs.


1 Read the underlined words. Write them in the correct box.



The dinosaur moved!



The audience cheered after the performance.




Scientists cannot find dinosaur skin.



Cymbals sparkle in the sun.



I bought a model at the museum.



The waiters always wear uniforms.

**Verbs**

<u>moved</u>	<u>cheered</u>
<u>find</u>	<u>sparkle</u>
<u>bought</u>	<u>wear</u>

**Nouns**

<u>dinosaur</u>	<u>audience</u>
<u>skin</u>	<u>cymbals</u>
<u>model</u>	<u>waiters</u>

2 Write, using the present simple, past simple or present continuous.

- Yesterday she ate (eat) sandwiches but today she's eating (eat) pasta.
- I usually go (go) to the cinema but today I'm going (go) to the park.
- Last week we bought (buy) a kitten and this week we are playing (play) with it.
- I always make (make) cakes with my mum, but today my brother 's helping (help).

3 Circle the odd one out.

- rock asteroid Earth fall
- yesterday concert last week two days ago
- bottle salad cup bowl
- toast coconut thunder chilli
- plants usually never always
- went saw made trumpet

4 Write.

eat noodles    play piano    go theatre    help mum    buy coat    play volleyball



1 (always) He always helps his mum.



2 (today) Today she's eating noodles



3 (yesterday) Yesterday they went to the



4 (last year) Last year she bought a coat.



5 (sometimes) They sometimes play volleyball



6 (right now) She's playing the piano right now.

5 When did you do these things? Write sentences. Student's own answers



1 \_\_\_\_\_  
 2 \_\_\_\_\_  
 3 \_\_\_\_\_  
 4 \_\_\_\_\_

**My work**

My favourite story in Units 1–3 is \_\_\_\_\_

My favourite song in Units 1–3 is \_\_\_\_\_

My favourite unit in Units 1–3 is \_\_\_\_\_

I need to practise \_\_\_\_\_

**My work in Units 1–3 is**






# 4

## Whose jacket is this?

### Lesson One Words

#### 1 Read the sentences and number the picture.



- |   |   |
|---|---|
| 1 You wear these to go running. <b>trainers</b>     | 2 A prize for winning. <b>trophy</b>                          |
| 3 Someone playing a sport is a ... <b>player</b>    | 4 A group of footballers who play together. <b>team</b>       |
| 5 To move a ball with your foot. <b>kick</b>        | 6 When the ball goes into the net you ... <b>score a goal</b> |
| 7 You hold this when you play tennis. <b>racket</b> | 8 This is a bag you wear on your back. <b>rucksack</b>        |
| 9 You wear this over your T-shirt. <b>jacket</b>    | 10 Player 2 has ... <b>won</b>                                |

#### 2 Write, using the words from the picture above.

Yesterday we had a sports competition at school. I played football. There were two <sup>1</sup> teams, red and blue. There were five <sup>2</sup> players in each team. I played for the reds. I had my sports things in my <sup>3</sup> rucksack on my back. I took off my school shoes and put on my <sup>4</sup> trainers. It was cold, so we had to wear our sports <sup>5</sup> jackets.

The score was Red Team 1, Blue Team 0, so my team <sup>6</sup> won. I <sup>7</sup> scored a goal for the red team. My friend Jamie passed me the ball. Then I <sup>8</sup> kicked it hard and it went in the net.

We also played tennis and volleyball in the sports competition. But I didn't play tennis because I didn't have my tennis <sup>9</sup> racket. I left it at home.

At the end of the competition, the children in the red team got a <sup>10</sup> trophy.

## 1 Read and circle.

1 I can't find my / mine racket.3 Which rucksack is your / yours?5 Don't touch that! It's my / mine.2 Yes, she won. The trophy is her / hers.4 Her / hers jacket is red and white.6 That's not our ball. This one's our / ours.

## 2 Write, using a possessive pronoun.

1 This is your water bottle.

It's yours.

2 This is my jacket.

It's mine.

3 This is my dad's basketball trophy.

It's his.

4 This is Lucy's rucksack.

It's hers.

5 These are our trainers.

They're ours

6 These are their rackets.

They're theirs

## 3 Write, using possessive pronouns.



Abby, Liz, Sidney and Kate went to the park.

Abby took the trainers out of the rucksack. She put on the blue ones.

"These ones are <sup>1</sup> mine," she said.

Then she gave the green ones to her sister Liz.

"These trainers are <sup>2</sup> yours," she said.

"Now where's Sidney?" she said. "These white trainers are <sup>3</sup> his."

"And are these pink trainers Kate's?" asked Liz.

"Yes, they're <sup>4</sup> hers," said Abby.

Sidney and Kate were kicking a ball with some friends. "We haven't got a ball", said Sidney. "But this ball is <sup>5</sup> theirs. They say we can borrow it."

"That's great," said Abby. "Do they want a frisbee? They can borrow <sup>6</sup> ours."

1 Circle the adverb in each sentence. Underline the verb that goes with the adverb.

- 1 The teams walked onto the court quiet / quietly.
- 2 Henry's parents watched the match. They cheered loud / loudly.
- 3 Henry punched the ball very carefully / careful.
- 4 The other team played badly / bad. All the players were very tired.
- 5 They didn't run fast. In fact they ran quite slow / slowly.
- 6 Henry's team won the volleyball game. They played very good / well.



2 Now answer the questions, using adverbs.

- 1 How did the teams go onto the court? They walked quietly.
- 2 How did the parents cheer? They cheered loudly.
- 3 How did Henry punch the ball? He punched it carefully.
- 4 How did Henry's team play? They played well.
- 5 How did the other team play? They played badly.
- 6 How did the other team run? They ran slowly.


Lesson Four Phonics and Spelling

موقع حلول التعليمي

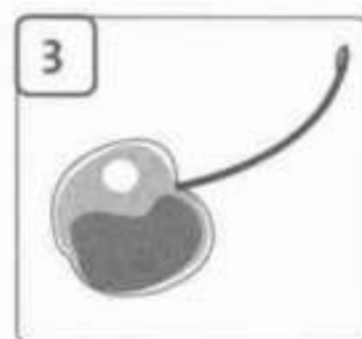
1 Complete the words with ll or rr.



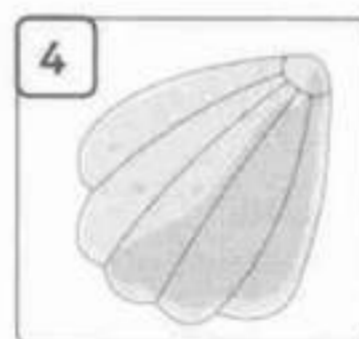
be ll



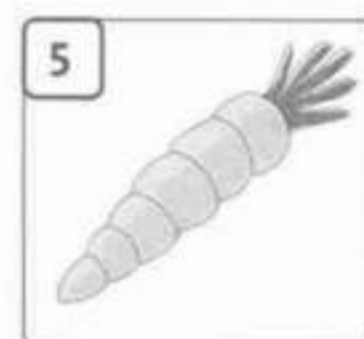
mi rr or



che rr y



she ll



ca rr ot



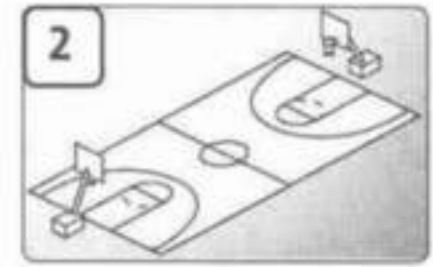
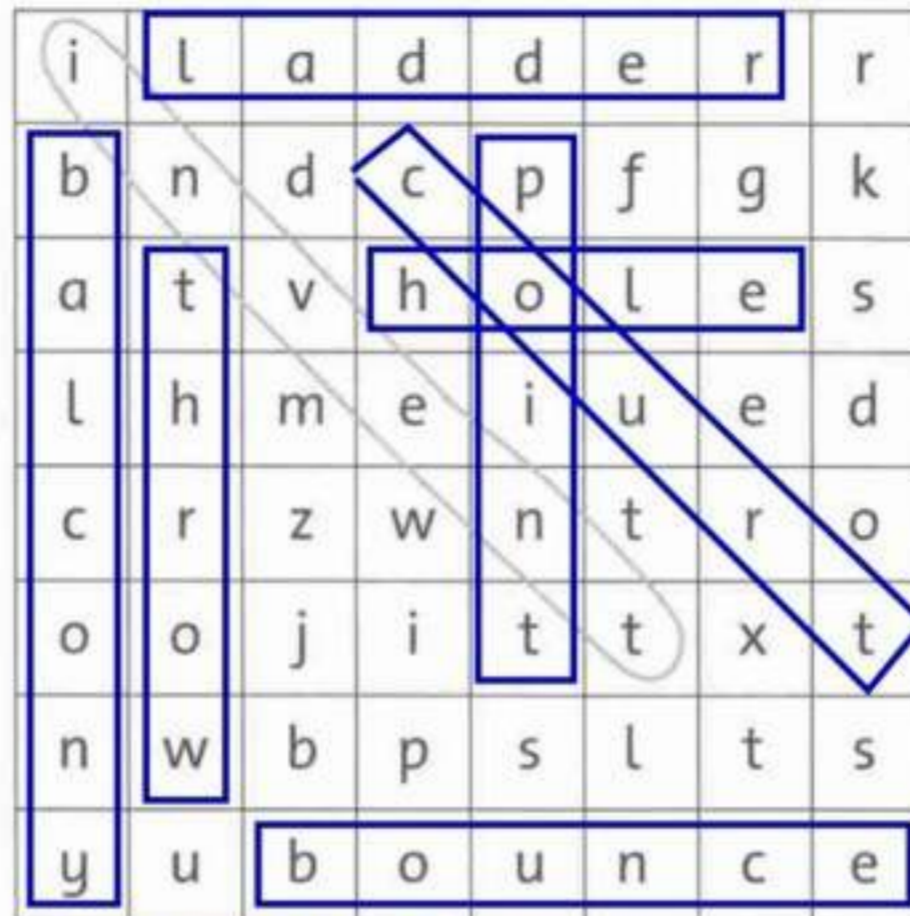
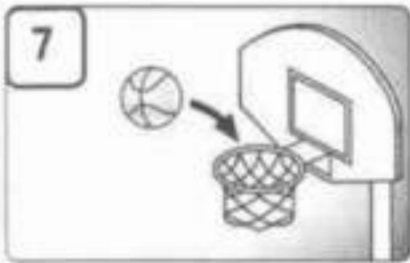

sme ll

2 Write a sentence using each word. Student's own answers

- 1 (smell) \_\_\_\_\_
- 2 (mirror) \_\_\_\_\_
- 3 (carrot) \_\_\_\_\_
- 4 (shell) \_\_\_\_\_
- 5 (bell) \_\_\_\_\_
- 6 (cherry) \_\_\_\_\_

### Reading

#### 1 Find and circle the words.



1 invent 2 court 3 throw  
4 points 5 ladder 6 balcony  
7 hole 8 bounce

#### 2 Write, using the words above.

- We play basketball or tennis here. court موقع حلول التعليمي
- When you are upstairs, you can go outside on this. balcony
- You climb up this. ladder
- In a basketball game, you score these when you put the ball in the basket. points
- You do this to the ball to get it into the basket. throw
- The ball falls through this to come back down to the ground. hole
- This is when a ball hits the ground and comes back up again. bounce
- When someone thinks of something that is completely new. invent

#### 3 Read the Class Book. Circle the wrong word. Write the correct word.

- Football started in Canada. Basketball
- They threw the ball into boxes. baskets
- Naismith made a hole in the side of the baskets. bottom
- Basketball goals were invented in 1906. hoops and nets
- Muggsy Bogues is 160 metres tall. centimetres
- Sun Ming Ming is very fat. tall

## Writing

## 1 Write ' in the correct places.

- 1 This player's bag is green.
- 2 Look at this bird. Its wings are really beautiful.
- 3 Janes' team won at basketball.
- 4 The schools new football team is playing tonight.
- 5 The boy's jacket is red and yellow.
- 6 Do you like my new bike? It's a racing bike.
- 7 James Naismith's new sport was called basketball.
- 8 Basketball hoops and nets were invented in 1906.

## 2 Read the instructions and write.

throw court basket trainers five outside  
circle run minutes points

## How to play basketball

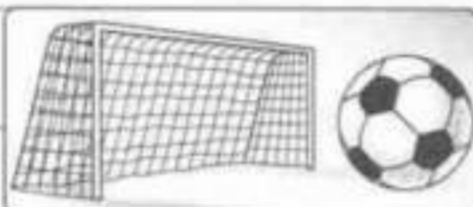
- You wear sports clothes and <sup>1</sup> trainers موقع حلول التعاملي.
- You go to a basketball <sup>2</sup> court.
- You make two teams of <sup>3</sup> five players.  
Each team's T-shirts can be different colours.
- There is a basket at each end of the court with a semi-<sup>4</sup> circle shape in front of it.
- You can <sup>5</sup> throw the ball to other players in your team.  
But you mustn't <sup>6</sup> run with the ball.
- When the other team are throwing the ball, you try to catch it.
- You score <sup>7</sup> points, when you throw the ball into your <sup>8</sup> basket.
- If you are inside the semi-circle, you score 2 points. If you are <sup>9</sup> outside, you score 3 points.
- After 40 <sup>10</sup> minutes, the team with the most points is the winner.



3 Write the rules for football and volleyball in the correct boxes.

mustn't touch the ball with hands    ball lands on other side of the court  
 90 minutes    court    11 players    hit the ball    ~~pitch~~

**Football**



pitch

11 players

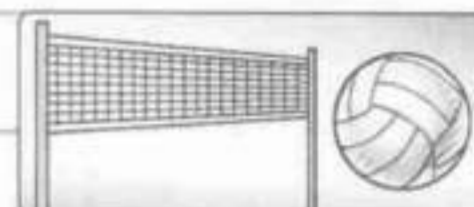
kick the ball

mustn't touch the ball with hands

score goals: kick the ball in the net

game over after: 90 minutes

**Volleyball**



court

6 players

hit the ball, ball lands on other side of court.

mustn't catch the ball

score points: 25 points

game over after: 3 games

**My writing**

4 Choose a sport and write the instructions. You can use a sport in Exercise 3.

**How to play** \_\_\_\_\_

Student's own answers

Now check your punctuation.




# 5


## Go back to the roundabout

### Lesson One Words

#### 1 Read and circle.

**Woman** Excuse me. Is Summerside Primary School this way?

**Man** Let me look at my <sup>1</sup> **map** / **roundabout** .

No. It isn't this way. First you have to <sup>2</sup> **go back** / **go right**  to the supermarket.

Then <sup>3</sup> **turn left** / **go straight on** .

When you get to the <sup>4</sup> **traffic lights** / **roundabout** .

you must <sup>5</sup> **turn right** / **go back** .

When you get to the <sup>6</sup> **roundabout** / **traffic lights** .

then you have to <sup>7</sup> **turn left** / **go back** .

Look. Here's the school, opposite the

<sup>8</sup> **petrol station** / **roundabout** .

**Woman** Thank you. I must <sup>9</sup> **go back** / **hurry**.

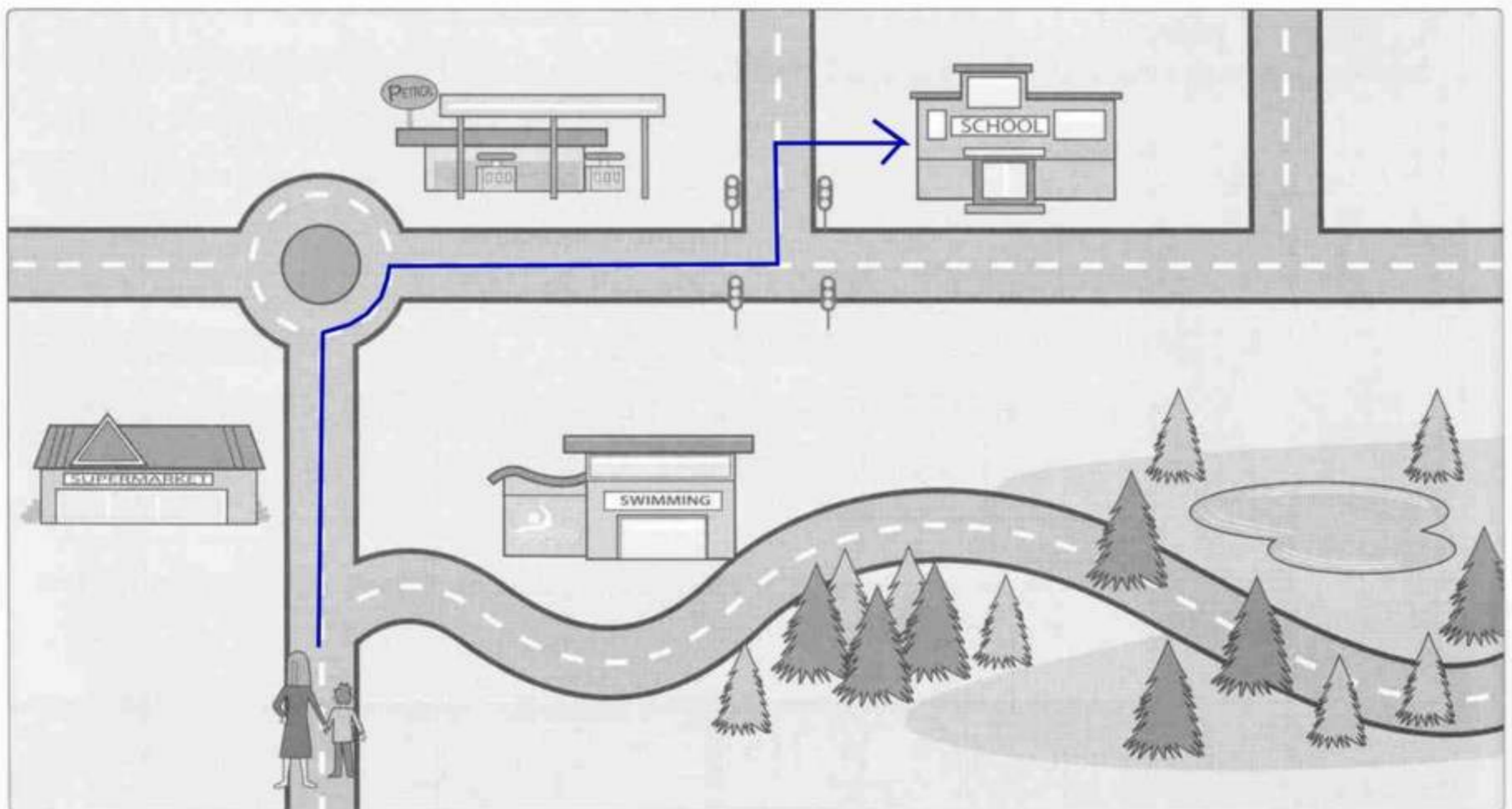
I don't want to be late for the school concert.

**Man** Goodbye. Don't <sup>10</sup> **get lost** / **turn left**.




موقع حلول التعليمي

#### 2 Read again. Now draw the route on the map.



1 Write. have to    has to    had to



1 The light is on red.  
The cars have to  
wait.



2 When it rained,  
we had to  
put up umbrellas.



3 Now he is older, he  
has to  
help his granddad.



4 They have to  
run fast if they want  
to catch the bus.




5 I don't have to  
do any homework in  
the holidays!



6 Yesterday she had to  
take a test to go to the  
new school.

2 Look at the map. Write four directions to explain how to get to the station.

straight on    on your right    go past    turn right    turn left    in front



- 1 Go straight on.
- 2 Turn left at the traffic lights
- 3 Turn right at the roundabout.
- 4 Go past the petrol station.
- 5 The station is on your right



## Lesson Three Grammar 2

### 1 Match the questions and answers.

- 1 Why are you late? **b** → a Because I didn't buy any.  
 2 Why didn't it ring? **d** → b Because my alarm clock didn't ring.  
 3 Why didn't it have batteries? **a** → c Because the shop was shut.  
 4 Why didn't you buy any? **c** → d Because it didn't have batteries.  
 5 Why was the shop shut? **e** → e Because yesterday was a holiday.

### 2 Write a question with *Why* and an answer with *Because* for each picture.

happy won read tired



Why are you tired?

Because I was reading all night.



Why are you happy?

Because I won the race.


موقع حلول التعليمي

## Lesson Four Phonics and Spelling


### 1 Complete the words with *c* or *ck*.



musi c



du ck



clo ck



plasti c




picni c




ne ck

### 2 Look at the pictures. Write a sentence using each word. Student's own answers




\_\_\_\_\_

\_\_\_\_\_



\_\_\_\_\_

\_\_\_\_\_



\_\_\_\_\_

\_\_\_\_\_



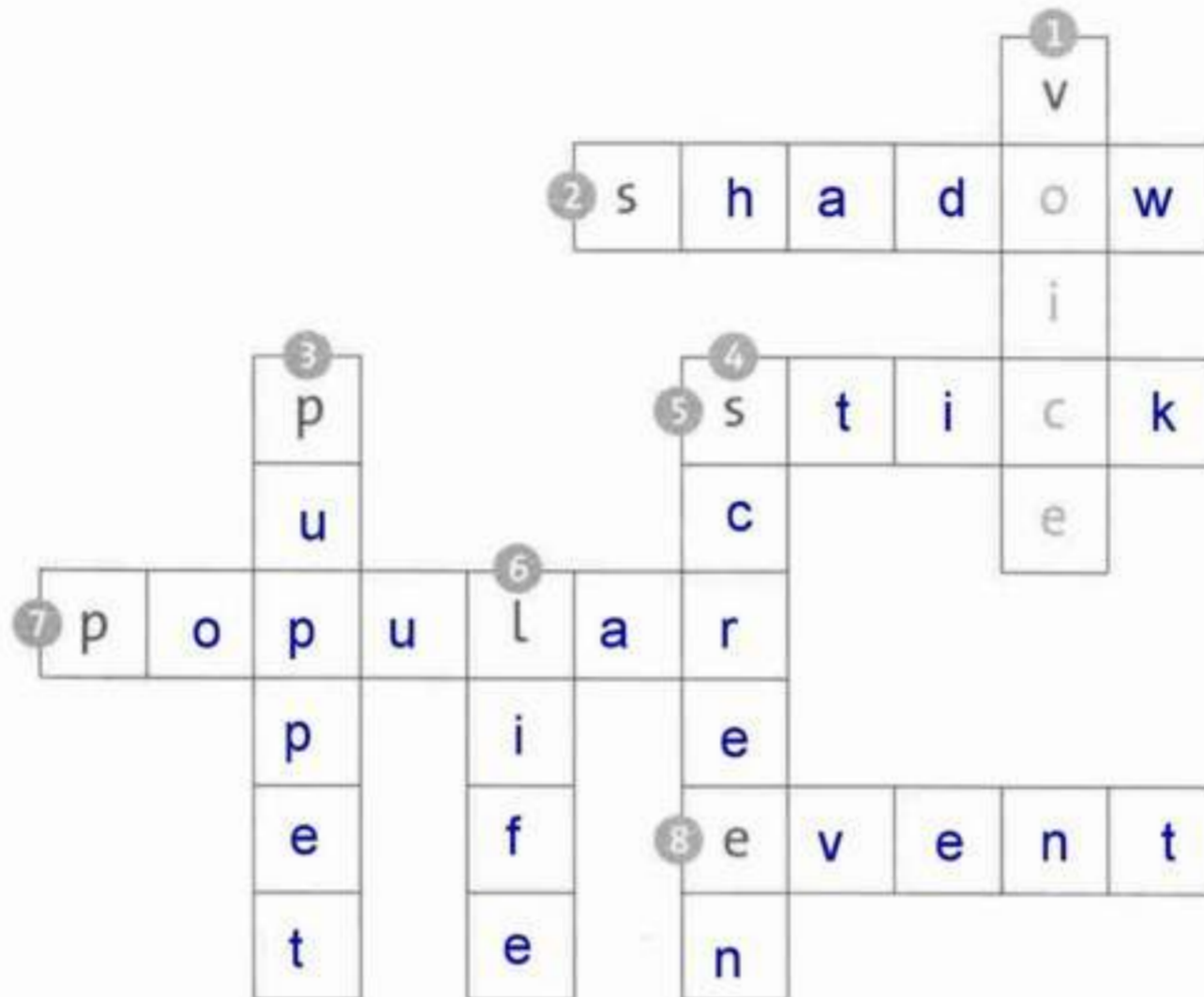
\_\_\_\_\_

\_\_\_\_\_


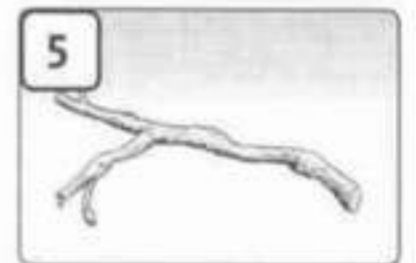
### Reading

#### 1 Complete the crossword.

Down



Across



#### 2 Write, using the words above. موقع حلول التعليمي

- You shouldn't touch the computer screen.
- The winners of the match lift(ed) their trophy high above their heads.
- You can make the puppet move using a stick on its back.
- You use your voice to talk or sing.
- You can make a shadow with your hands, a bright light and a white wall.
- We saw a play yesterday. There weren't any actors, just puppets.
- When something special happens, like a concert, we call it an event.
- This song is very popular right now. All my friends like it.

#### 3 Read the Class Book. Circle the correct word.


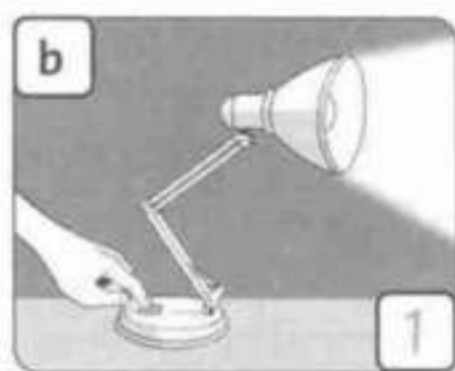
- The puppets move with a stick / straw / finger.
- The stick is on the puppet's legs / head / back.
- The theatre is cold / light / dark.
- You see the shadow on a puppet / screen / TV.
- You lift up your thumb to make the tiger's eyes / ear / mouth.



## Writing

1 Underline the imperative verbs. Put the pictures in the correct order.

- 1 Turn on a bright light.
- 2 Stand in front of a white wall or screen.
- 3 Don't put your body in front of the light.
- 4 Put your hands in front of the light and make a shape with them.
- 5 Move your hands to make the shape move.



2 Read the invitation and underline the imperative sentences.

Dear *Thomas*,

Come to Jamie's party on *Saturday 23rd April*.

It is a shadow puppet party. We are going to watch a shadow puppet show. Then we are going to have a picnic lunch. After lunch, we are going to make our own shadow puppets. It's going to be lots of fun!

Come to the Central Theatre at 2 o'clock.

The Central Theatre is near the station. Go to the station. Go straight on.

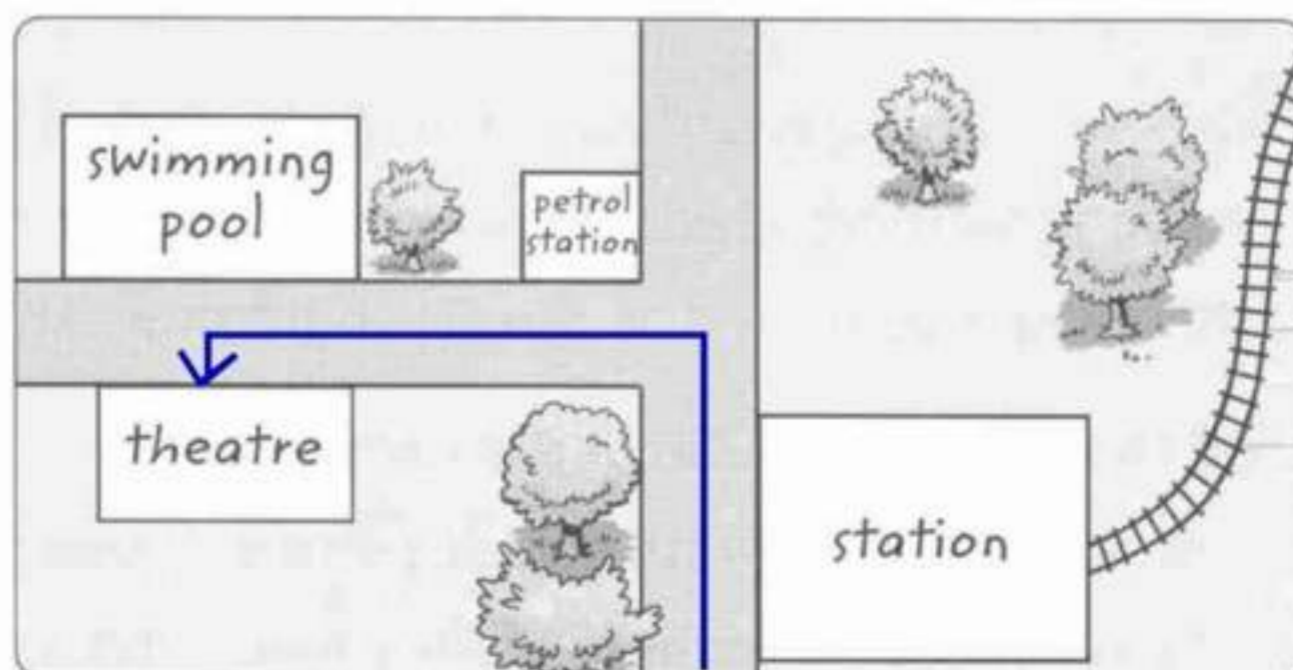
Turn left at the petrol station.

The theatre is on the left, opposite the swimming pool.

Bring this invitation to the party.

Please phone my mum to say if you can come: 0287365.

Best wishes,  
*Jamie.*



3 Now read the invitation again and draw the route from the station to the theatre.

- 4 You are having a party. Choose the kind of party from the words in the box. Then answer the questions.

Student's own answers

theatre	picnic	swimming	cinema	making things	
games	sports	fancy dress	restaurant	farm	zoo

When is the party? \_\_\_\_\_

What will you do at the party? \_\_\_\_\_

Where is the party? \_\_\_\_\_

What time does it start? \_\_\_\_\_

What time does it finish? \_\_\_\_\_

What do your friends need to wear? \_\_\_\_\_

What do your friends need to bring? \_\_\_\_\_

Student's own answers

### My writing

- 5 Write a party invitation and draw a map. Use your answers in Exercise 4.

موقع حلولة التعليم  
 ☆PARTY! ☆PARTY! ☆PARTY! ☆

Now check the imperative verbs.