


# Unit 3 My Family

## Talk Time

1 Listen and say.



2 Practice the talk in threes.

3 Act out the talk in threes.







# Fun Time!

## 4 Let's Shake Hands

Make threes. Introduce each other.



This is my friend, Ted.

Nice to meet you.



Nice to meet you, too.



### I Can ...

- act out one of the talks about introducing my brother or sister.
- introduce one friend to another friend.



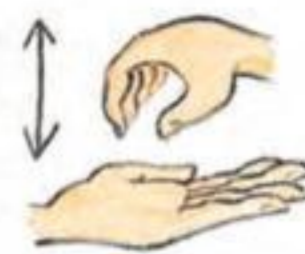


# Rhythms and Sounds

1 Chant and do.



## Five Little Monkeys



Five little monkeys jumping on the bed.



One fell off and bumped his head. Ouch!



Mom called the doctor and the doctor said,



No more monkeys jumping on the bed!

2 Chant and change the names.



Mom



Dad



Grandma



Grandpa



# Fun Time!

## 3 Five Little Monkeys Game

Act out the chant.



### I Can ...

- shout “No more monkeys jumping on the bed!”
- do the hand actions for the *Five Little Monkeys* chant.



## Advice Time

Obey your parents.





# Words

**1** Listen, point, and say.



1. Grandpa



2. Grandma



3. Dad



4. Mom



5. brother



6. brother



7. sister

**2** Draw a family.






# Fun Time!

## 3 Five Finger Game

Put down your fingers one by one.  
Don't move them!



### I Can ...

- play the Five Finger Game.
- show a family drawing and say who they are.





# Phonics

1 Listen and say.



**A P P L E**



**B E A R**



**C O W**



**D U C K**



**E G G**

2 Trace and copy.

A A A A A

B B B B B

C C C C C

D D D D D

E E E E E



3 Listen and write.

A B C D E



1. APPLE



2. BEAR



3. COW



4. DUCK



5. EGG



## Fun Time!

4 Guess the Letter



Write in the air and ask your partner.

What's this letter?



It's an E!  
It's a C!



### I Can ...

- make the sound of the letters A, B, C, D, and E.
- write the letters A to E in the air.





# Unit 4 How Old Are You?

## Talk Time

1 Listen and say.



2 Practice the talks in pairs.



3 Act out the talks in pairs.



# Fun Time!

## Grammar Toolbox

it's = it is

### 4 How Old Are You?

Quickly ask three people.

How old are you?

I'm ten years old.



CD1 34



### I Can ...

- say my age.
- ask someone "How old are you?" and get the answer.



GOAL 25



GOAL 26



# Rhythms and Sounds

1 Listen and chant.




## Ten Little Camels

One little, two little, three little camels.

Four little, five little, six little camels.

Seven little, eight little, nine little camels.

Ten little camels here.



2 Listen and say.



1, 1, 1

6, 6, 6

2, 2, 2

7, 7, 7

3, 3, 3

8, 8, 8

4, 4, 4

9, 9, 9

5, 5, 5

10, 10, 10



# Fun Time!

## 3 Clap and Guess the Number

How many times did your teacher clap?

CD1 37



### I Can ...

- chant the *Ten Little Camels* chant.
- play the Clap and Guess the Number Game.





# Words

1 Listen and point.



1. square



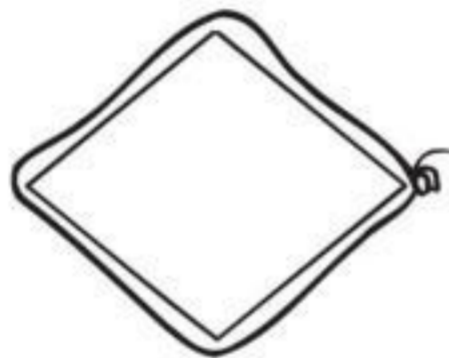
2. triangle



3. rectangle



4. circle



5. diamond



6. star



2 Listen and color.

3 Point at two shapes in the classroom.





# Fun Time!

## 4 Finger Shapes



Say the name of the shape your partner makes.



### I Can ...

- say the names of three shapes.
- find three shapes outside of home.



## Advice Time

Do your homework.





# Phonics

1 Listen and say.



FISH



GOAT



HAT



INK



JET

2 Trace and copy.





3 Listen and write.

F

G

H

I

J



1. FISH



2. GOAT



3. HAT



4. INK



5. JET



## Fun Time!

4 Big Air Writing



Listen and write in the air!



**I Can ...**

- make the sounds of the letters F, G, H, I, and J.
- write the letters A to J at home.






# Unit 5 What's This? What's That?


## Talk Time

### 1 Listen and say.



### 2 Practice the talks in pairs.

### 3 Act out the talks in pairs.





# Fun Time!

4 This is ... That's a/an

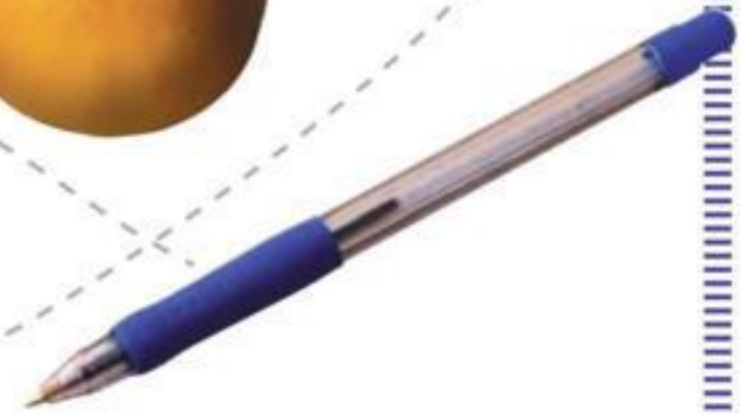
Trace. Then point and say.



1

2

3



4

5

6

5 Now point to things in your classroom and ask as many people as you can.



## I Can ...

- ask someone “What’s this?”, “What’s that?” and get the answer.
- point and say “This is an apple” and “That’s a book.”



## Grammar Toolbox



This is **an** apple.



That's **a** book.



# Rhythms and Sounds

1 Listen and chant.



**How old are they?**

**How old are you?**

**How old are you?**

**I am ten, I am ten.**

**How old is Abdullah?**

**How old is Abdullah?**

**He is ten. He is ten.**

**How old is she? How old is she?**

**Who is she? Who is she?**

**How old is Amina?**

**How old is Amina?**

**She is ten. She is ten.**

**How old are you?**

**How old are you?**

**We are ten. We are ten.**

**We are, they are.**

**We are, they are.**



2 Change the names and chant.





# Fun Time!

How old are you?

We're ten.

3 Ask and answer.  
Guess and circle the age.

CD1 48

8 9 **10**



8 9 10

Nura



8 9 10

Rana and Amina



8 9 10

Joe



8 9 10

Pete



8 9 10

Sabah



4 Listen and check.

CD1 49

## I Can ...

- ask "How old is he/ she?" and get the answer.
- ask "How old are we/ you/ they?" and get the answer.







## Words

1 Chant and point.



### What color is it? What color is it?

 Is it purple? Is it pink? 

 Is it red? Is it green? 

**It's not purple. It's not pink.**

**It's not red. It's not green.**



 It's black and white. 

It's a cow. Is that right?

**Yes, it is. You're right!**



### What color are they? What color are they?

 Are they yellow? Are they blue? 

 Are they orange? Are they white? 

**They're yellow and orange**

**and blue and white...**

They're parrots! Am I right?

**Yes, you are. You're right!**





# Fun Time!

2 Change the words and chant.



What color is it? What color is it?



Is it orange? Is it white?



Is it black? Is it pink?



...



What color are they? What color are they?

Are they red? Are they green?

Are they yellow? Are they brown?



...



3 Ask and answer. Guess.



## I Can ...

- ask “What color is it?”, “Is it red?” and get the answer.
- ask “What color are they?”, “Are they black?” and get the answer.





# Phonics

1 Listen and say.



1. F ISH



2. I NK



3. C OW



4. H AT



5. G OAT



6. A PPLE



7. J ET



8. B EAR



9. D UCK



10. E GG



## Advice Time

Keep your school things tidy.





# Fun Time!

2 Find and count the letters.

A = 4   B = 5   C = 5   D = 3   E = 6  
F = 4   G = 5   H = 4   I = 4   J = 2



## I Can ...

- make the sounds of the letters A, B, C, D, E, F, G, H, I, J.
- write the letters A to J.





# Alphabet Jingle

CD2 42

1 Listen and say.

CD2 43

2 Point and say.

CD2 44

3 Say the key words.

apple



A a

bear



B b

goat



G g

hat



H h

ink



I i

jet



J j

octopus



O o

pen



P p

quilt



Q q

rabbit



R r

wolf



W w

fox



X x

yard



Y y

zebra



Z z



cow



C c

duck



D d

egg



E e

fish



F f

kiwi



K k

lion



L l

monkey



M m

nest



N n

sun



S s

tiger



T t

umbrella



U u

vase



V v



Activity 1: Listen and touch the words. Use all ten fingers!



Activity 2: Cover five words. Listen and play Word-finder.



# Letters: Tracing and Writing

1 Trace and write.



a

a pple

A

A PPLE



b

b ear

B

B EAR



c

c ow

C

C OW



d

d uck

D

D UCK



e

e gg

E

E GG



2 Trace and write.



f

   f    ish

F

   F    ISH



g

   g    oat

G

   G    OAT



h

   h    at

H

   H    AT



i

   i    nk

I

   I    NK



j

   j    et

J

   J    ET



3 Trace and write.




k

   k iwi

K

   K IWI



l

   l ion

L

   L ION



m

   m onkey

M

   M ONKEY



n

   n est

N

   N EST



o

   o ctopus

O

   O CTOPIUS



④ Trace and write.



p

   p en

P

   P EN



q

   q uilt

Q

   Q UILT



r

   r abbit

R

   R ABBIT



s

   s un

S

   S UN



t

   t iger

T

   T IGER



5 Trace and write.



u

u mbrella

U

U MBRELLA



v

v ase

V

V ASE



w

w olf

W

W OLF



x

fo x

X

FO X



y

y ard

Y

Y ARD



z

z ebra

Z

Z EBRA