

Introduction

1 Listen and point.



2. Put your bags away.



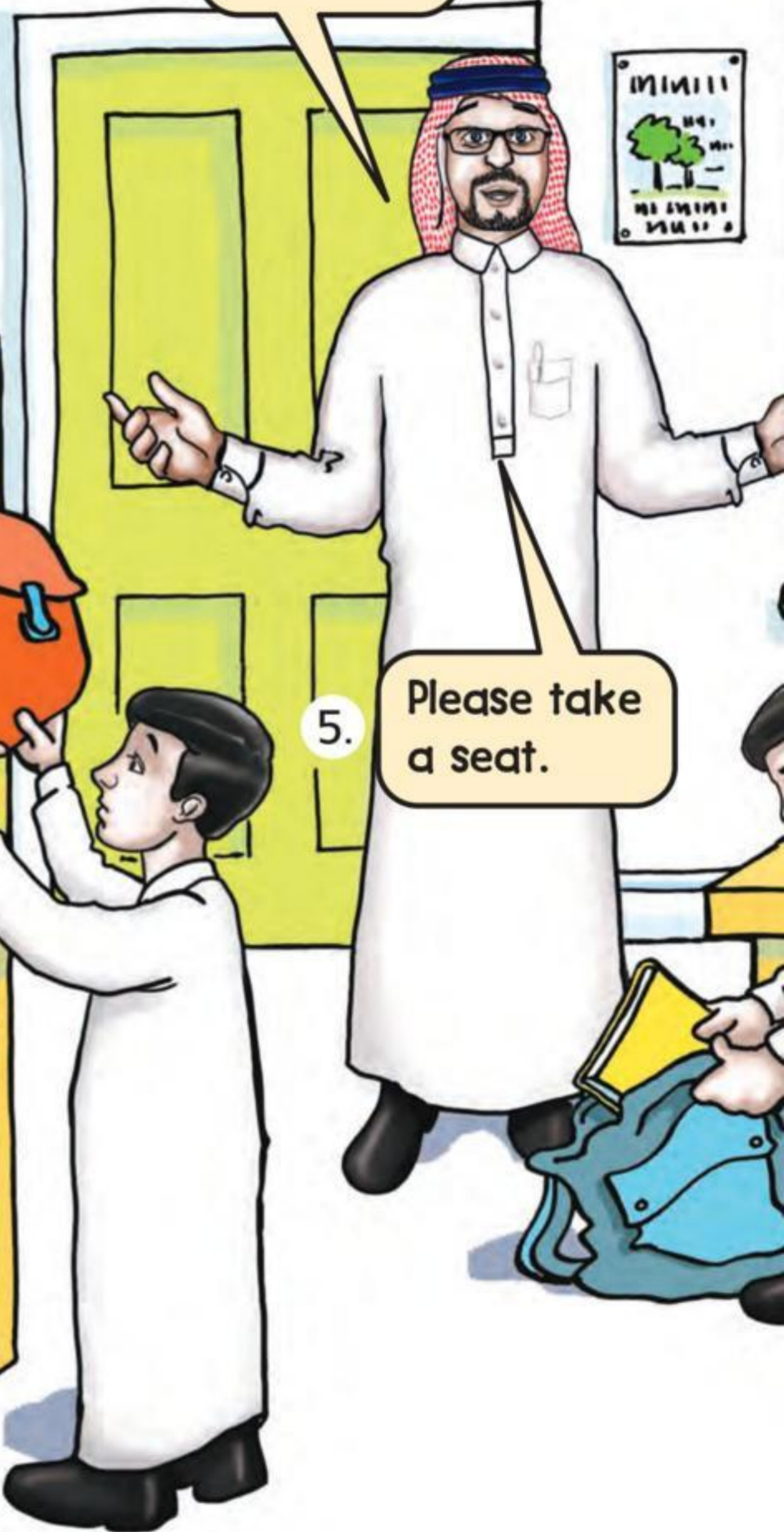
3. Take out your pencils.




4. Take out your books.



1. Welcome!



5. Please take a seat.



6. Please open the window.



7. Okay.

8. Thank you.

9. You're welcome.

Unit 1 My Friends


Talk Time

1 Listen and do.



2 Practice the talks in pairs.

3 Practice with actions.




Fun Time!

Grammar Toolbox
My name's = My name is

4 Greeting Game

Quickly greet five people.

Hello.
What's your name?



I Can ...

- say "Hello", "What's your name?", and "My name's ...".
- say "Hello" when I come to class.



Rhythms and Sounds

1 Listen and chant.



Hello Chant

Hello, hello, hello.
How are **you**?



2 Listen and pronounce.



1.

I'm

2.

fine

3.

thank you

3 Listen and chant.



Good-bye Chant

Good-**bye**, good-**bye**.
Oh, **see** you **again**.



Good-**bye**, good-**bye**.
Good-**bye** to **you**.



Fun Time!



Grammar Toolbox



I'm = I am

4

Greeting Relay



CD1 08

Pass the greeting down the line.



I Can ...


- chant the *Hello Chant* or the *Good-bye Chant*.
- ask "How are you?" when I come to class.



Words

What's this color?

1 Chant and point.



2 Listen and chant.



Rainbow Chant



Red and yellow and pink and blue,

Purple and orange and green.

I can see a rainbow,

See a rainbow,

See a rainbow now.



Fun Time!

Grammar Toolbox


what's = what is

3 Color Race

Listen and touch as fast as you can!



Touch something ... yellow.



I Can ...

- say the names of five colors.
- find three colors in the classroom.



Phonics

1 Chant and point.



Alphabet Chant

A B C D E F G

H I J K L M N

O P Q

R S T



U V W X Y Z

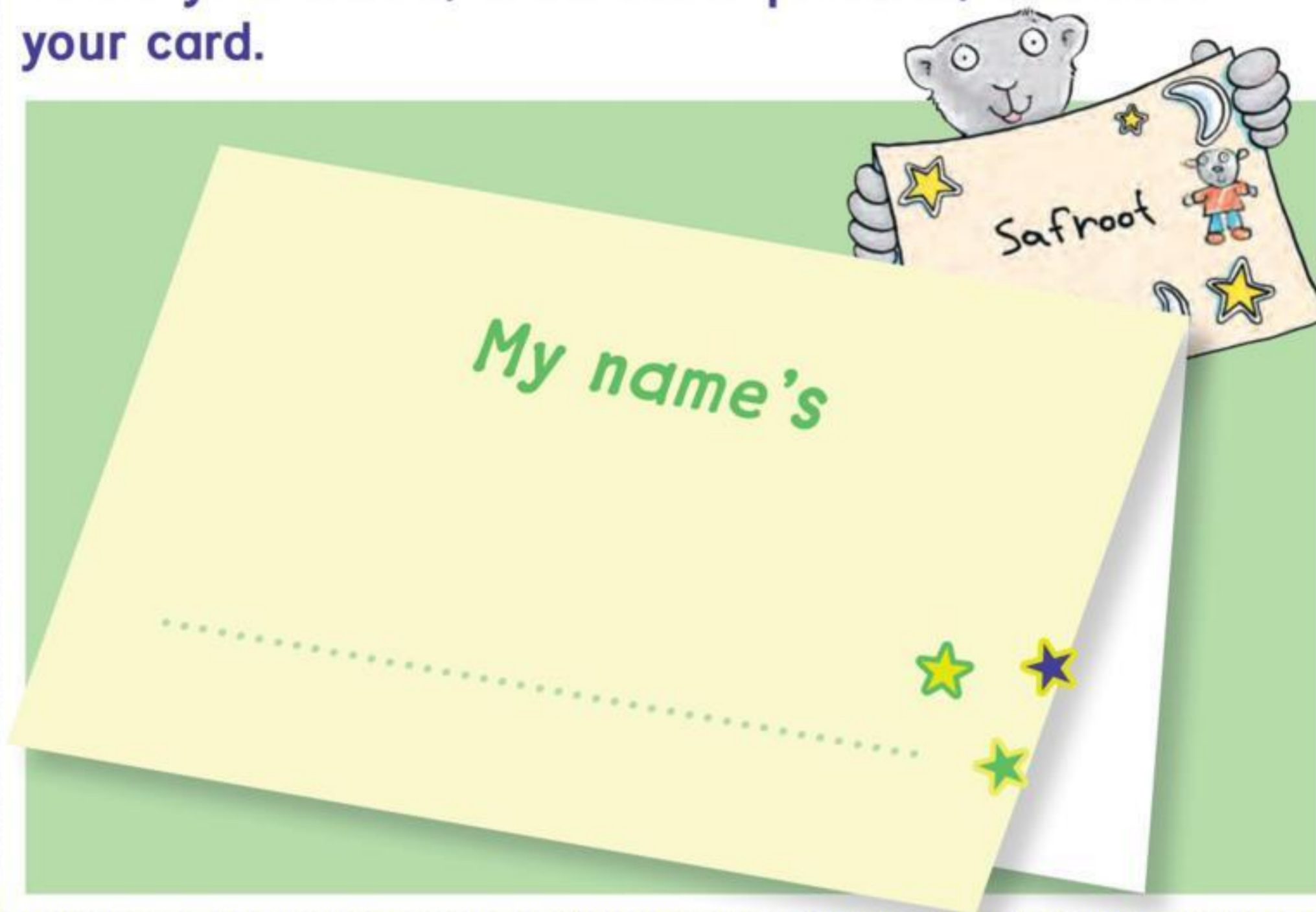
2 Color the letters.

Fun Time!

3 Make a name card.



Write your name, draw some pictures, and show your card.



I Can ...

- chant the *Alphabet Chant*.
- make my name card.



GOAL 07



GOAL 08

Advice Time

Help your friends.



Unit 2 My Body

Talk Time

1 Listen, shout, and do.



2 Practice and do in pairs.





Fun Time!

3 Do It Quickly!



Listen and try to keep up.



I Can ...

- listen to the teacher and do the body actions.
- say “Close your eyes.” or “Open your eyes.” to a partner.



Rhythms and Sounds

1 Chant and point.



Head, Shoulders, Knees, and Toes

Head, shoulders, knees, and toes.

Knees and toes.

Head, shoulders, knees, and toes.

Knees and toes.

Eyes and ears and mouth and nose.

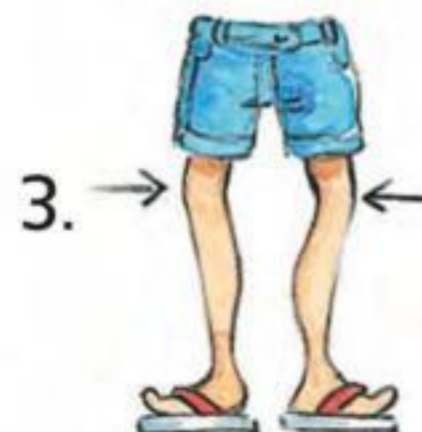
Knees and toes.

Head, shoulders, knees, and toes.

Knees and toes.



2 Listen, point, and pronounce.



Fun Time!

3 The Teacher Says

Touch what your teacher says.

CD1 18

The teacher says, "Touch your nose!"



Grammar Toolbox

One
head
mouth
nose

More than One
shoulders
eyes
ears

I Can ...

- chant the *Head, Shoulders, Knees, and Toes* chant.
- tell a friend to touch two body parts.

GOAL 11

GOAL 12

Advice Time

Wash your hands.



Words

1 Listen and point.




1.

Please stand up.



2.

Please come to the front.



3.

Please make a line.



4.

Please make a circle.



5.

Please go back to your seat.



6.

Please sit down.



2 Listen again, say, and do.

Fun Time!

3 Be the Teacher

Give instructions to your partner.



I Can ...

- do three classroom actions.
- give two classroom instructions to a friend.



Phonics

- 1 Chant and point at the big letters.



Alphabet Chant

Aa Bb Cc Dd Ee

Ff Gg Hh Ii Jj

Kk Ll Mm Nn Oo

Pp Qq Rr

Ss Tt Uu Vv

Ww Xx Yy Zz

- 2 Chant again and point at the small letters.

Fun Time!

3 Short, Tall, and Tail Letters

Listen and do.

Short letters

a c e i m n o

r s u v w x z

Tall letters

b d f h k l t

Tail letters

g j p q y



I Can ...

- point to and say all the small letters from a to z.
- point to and say the alphabet from z to a.



GOAL 15



GOAL 16