

Workbook



1

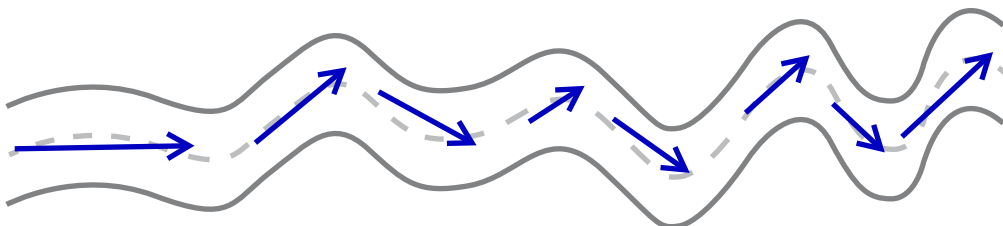
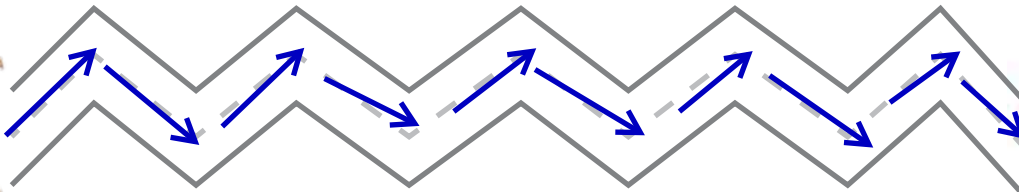
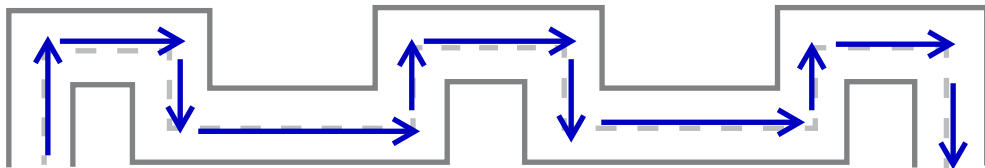

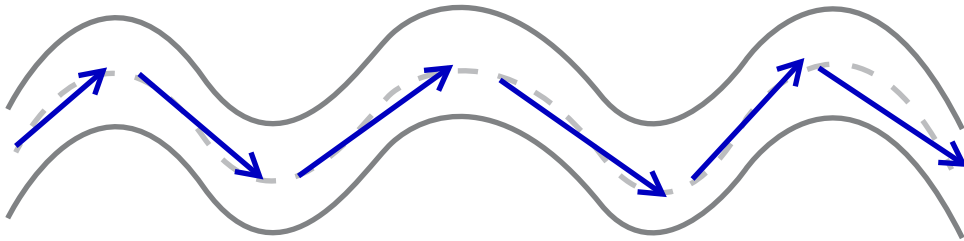
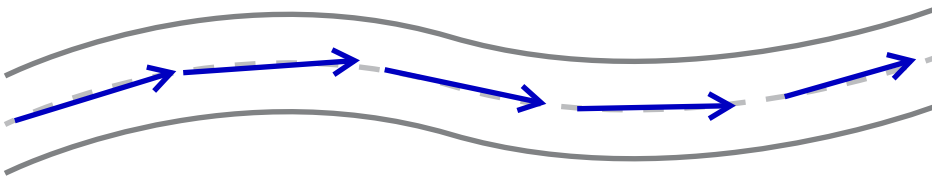
Hello!

Name

Class

Draw lines

1 Trace the lines from left to right.




Name

Class



2 Draw lines from left to right.

ارسم الخطوط من الشمال الي اليمين






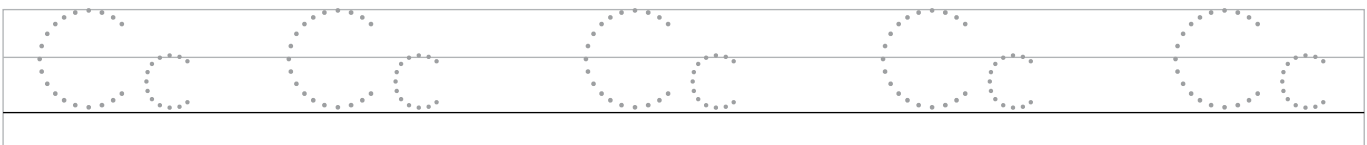

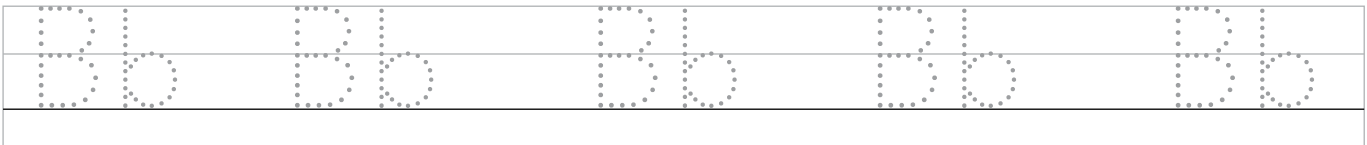
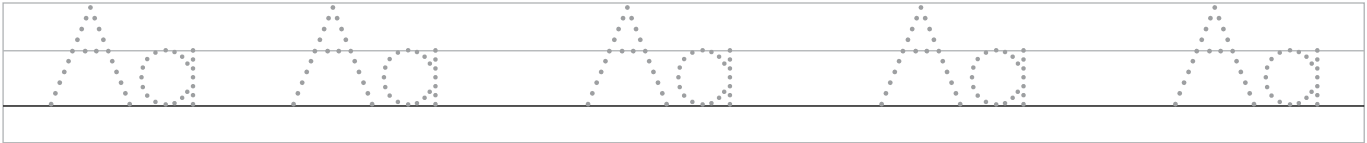
Name

Class

Alphabet A-C

1 Trace and copy.

انسخ الحروف



Name	
Class	



2 Listen and say. Then circle. 



(a) b

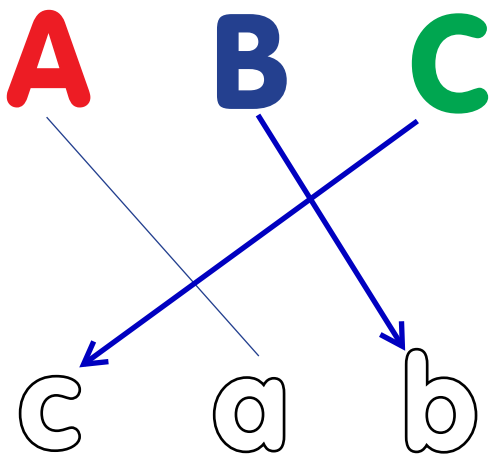


a (b)

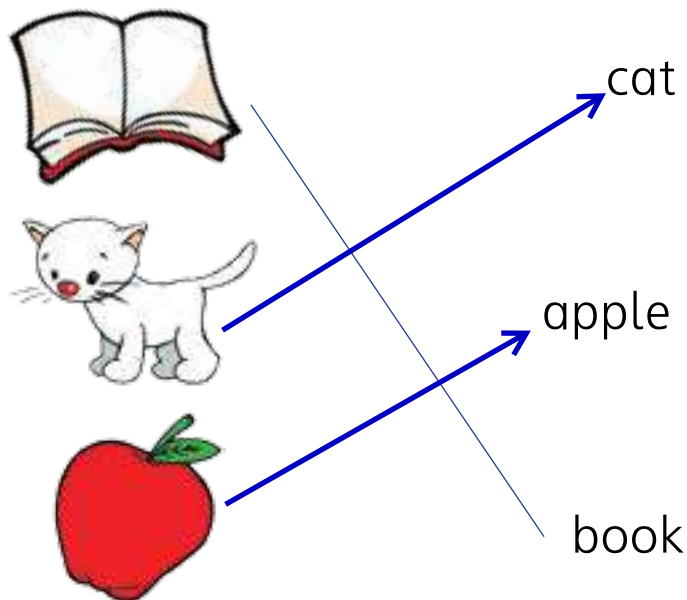


(c) b

3 Match and colour.



4 Look and match.



5 Circle.



A	B	C	(A)	C	(A)
B	A	(B)	C	(B)	(B)
C	A	(C)	B	A	(C)

a	b	(a)	c	(a)	(a)
b	(b)	(b)	a	a	c
c	(c)	a	(c)	a	(c)

1 Listen and match. Then colour. 

1. Hello, I'm Buzz.

2. Goodbye.



2 Draw or stick a picture of yourself. Then write.

ارسم صورتك او الصق صورتك هنا

Hello, I'm _____ اكتب اسمك .

Name

Class

1

Smart kids

1 Trace. Then listen and number (1-2). 

1. Goodbye, Hassan. 2. Hello! I'm Hassan.
Hassan. What's your name?
Bye, John. My name's John.



Numbers

1 Trace and write the numbers.

انسخ الارقام

1 1 1 1 1 1

1

2 2 2 2 2 2

2

3 3 3 3 3 3

3

4 4 4 4 4 4

4

5 5 5 5 5 5

5

Name

Class

1

Numbers

6 6 6 6 6 6

6

7 7 7 7 7 7

7

8 8 8 8 8 8

8

9 9 9 9 9 9

9

10 10 10 10 10 10

10

1

Comic

Name

Class

2 Trace. Then count and write.



a.

three

3



d.

five

5



b.

nine

9



e.

six

6



c.

seven

7



f.

ten

10

Name

Class

1

Let's play

1 Find and colour. Then count and write.



8



8



5



1

Name

Class

Alphabet D-F

1 Trace and copy. انسخ الحروف

Dd Dd Dd Dd Dd

Dd

Ee Ee Ee Ee Ee

Ee

Ff Ff Ff Ff Ff

Ff

Name _____
Class _____



2 Listen and say. Then circle. 



e d



e f

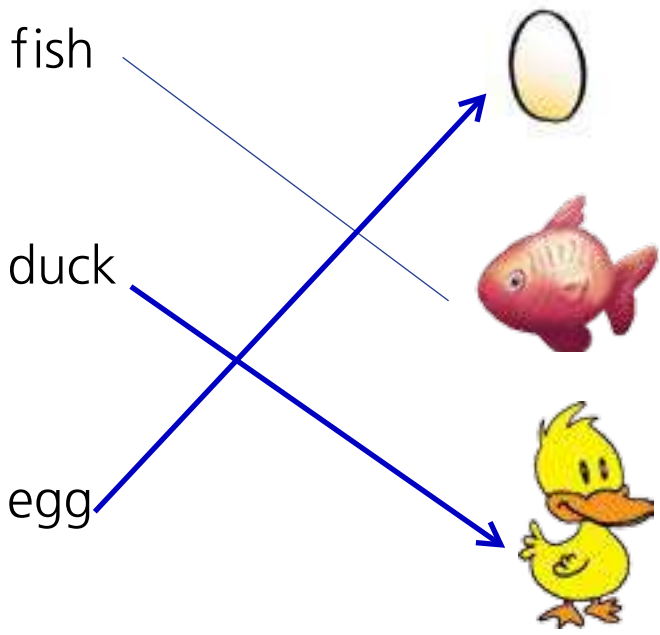


d f

3 Write.

 D d , E e , F f

4 Look and match.



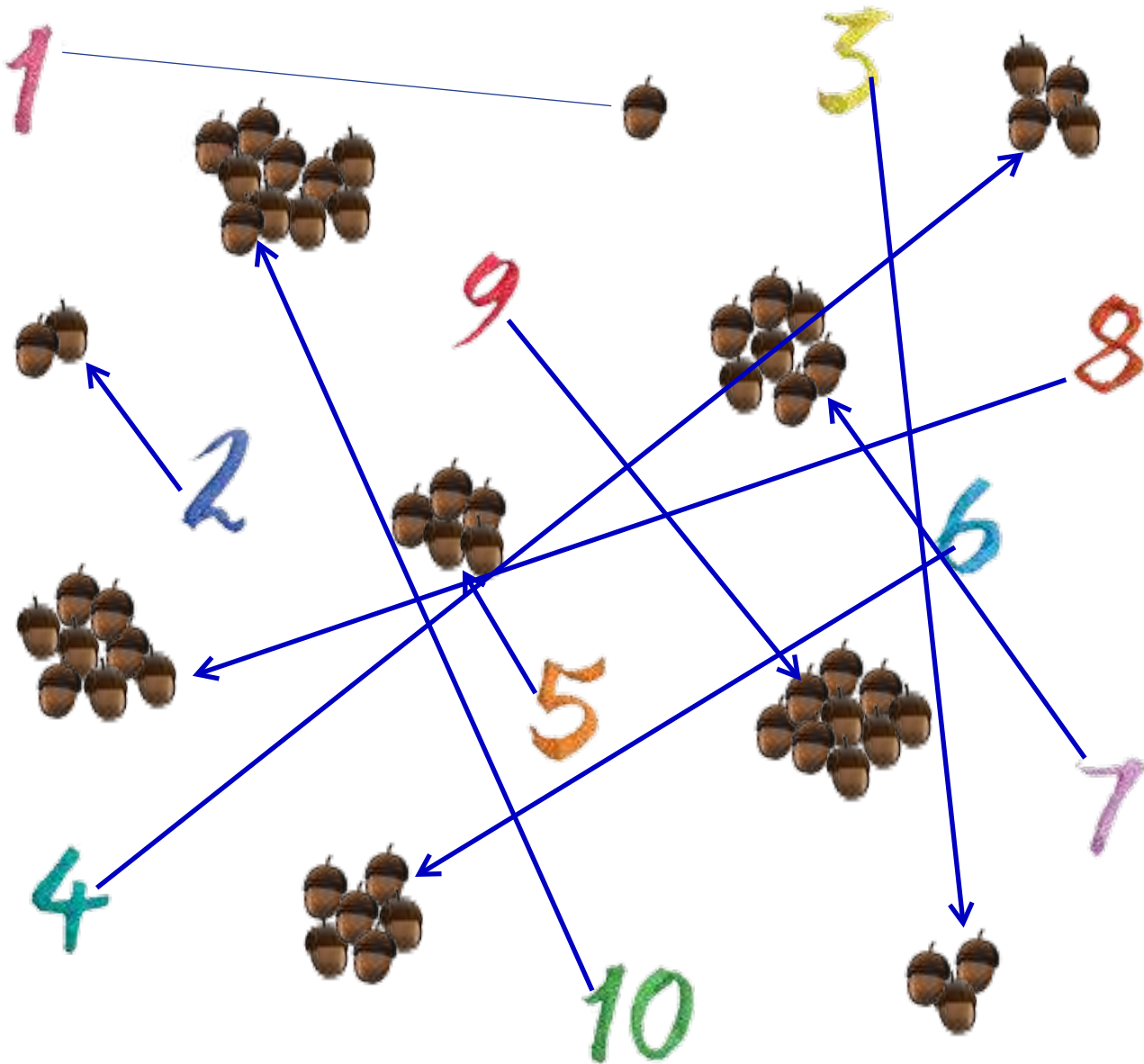
1

Name

Class

Story time

1 Count, match and say.



2 Do you like the story? Choose and colour.



Name

Class

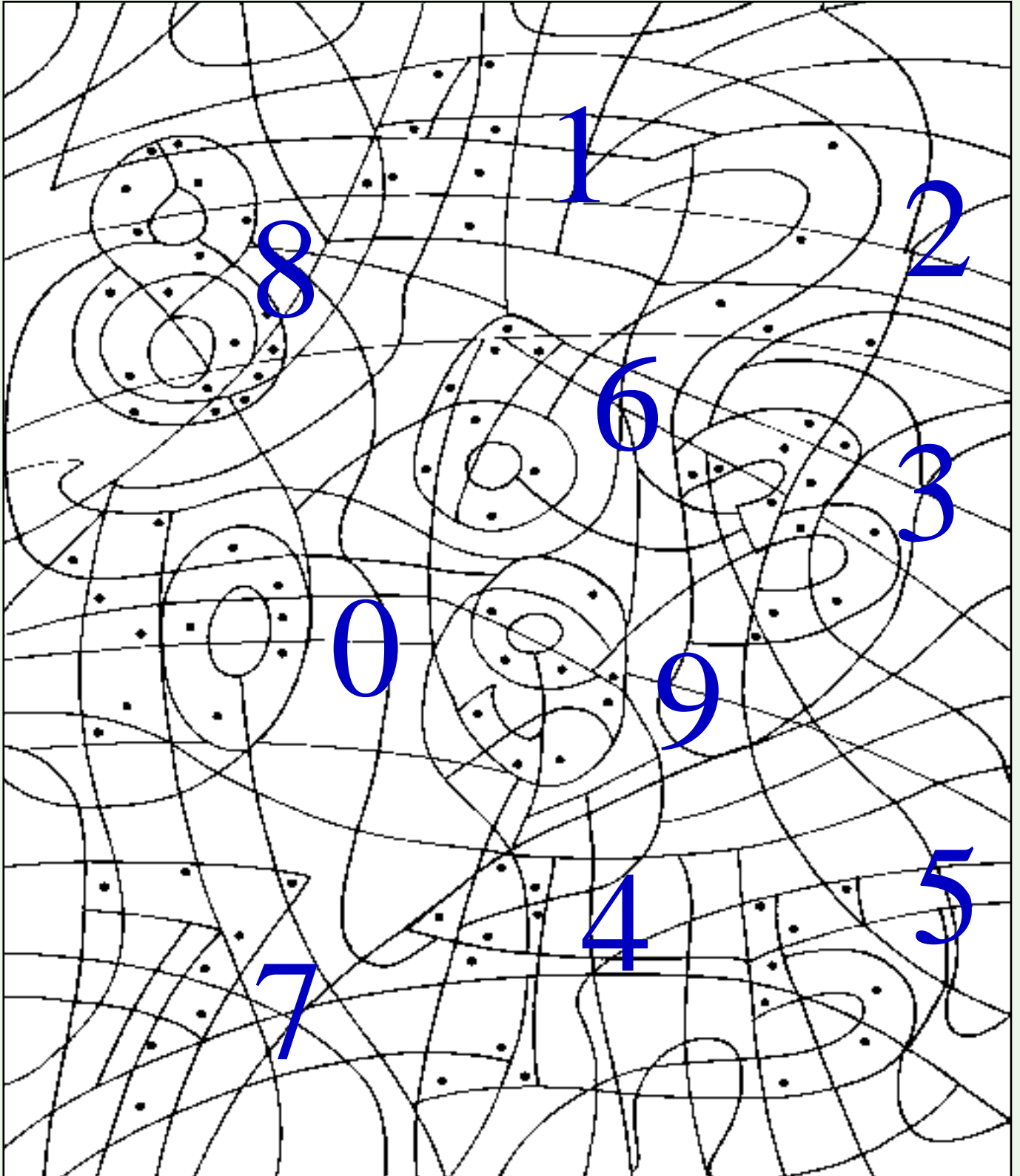
1

Revision

1

Colour the dots. Find the numbers and say.

لون الارقام التي بداخلها نقط؟



Name

Class

English
Art1 Listen and say. Then colour. 

What's your name?

Hello, hello
What's your name?

Hello, I'm Hassan.
What's your name?

Hi, Hassan.
My name's John.



Goodbye, goodbye.

Goodbye, Hassan.
Bye, John.

Name

Class



1 Count from 1 to 10.

one two three four five

six seven eight nine ten

2 Say.

Hello Goodbye Hassan John

3 Say.



Hello. I'm Buzz the Bee.



What's your name?
My name's John.



Goodbye, Hassan.
Bye, John.



Name

Class

Alphabet G-I

1 Trace and copy.

Gg Gg Gg Gg Gg

Gg

Hh Hh Hh Hh Hh

Hh


Ii Ii Ii Ii Ii

Ii


Name _____
 Class _____









2 Listen and say. Then circle. 

1. 
 h g

2. 
 h i

3. 
 g i



3 Look and match.



 
 
 

Blue arrows indicate matches: G to g, H to h, and I to i.

4 Circle A or B.

 A ink B 

 A green B 

 A hat B 

2

A chant

Name

Class

1 Colour.



Name	
Class	




Smart kids

1 Find, colour and say.



It's a book.
It's red.



Name

Class

1 Listen and tick (✓). 

What's that?



1.



a	<input checked="" type="checkbox"/>
---	-------------------------------------



b	<input type="checkbox"/>
---	--------------------------

2.



a	<input type="checkbox"/>
---	--------------------------

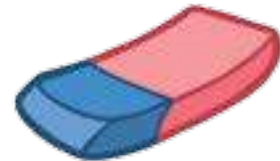


b	<input checked="" type="checkbox"/>
---	-------------------------------------

3.



a	<input checked="" type="checkbox"/>
---	-------------------------------------



b	<input type="checkbox"/>
---	--------------------------

4.



a	<input type="checkbox"/>
---	--------------------------



b	<input checked="" type="checkbox"/>
---	-------------------------------------

Name

Class

2

Let's play

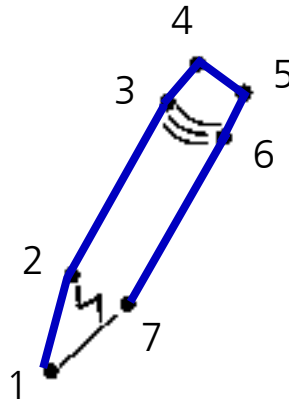
1 Connect the dots and answer the questions.

Yes, it is.
No, it isn't.



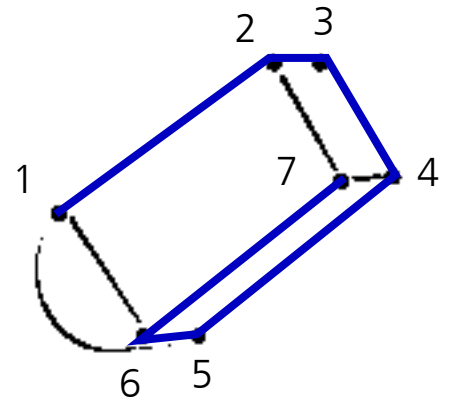
1. Is it a pencil?

Yes, it is.



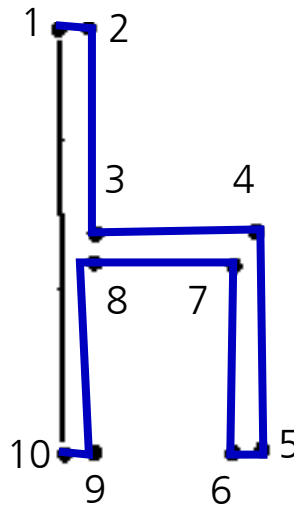
2. Is it a rubber?

Yes, it is.



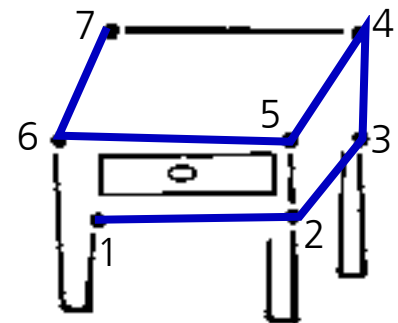
3. Is it a computer?

No, it isn't.



4. Is it a chair?



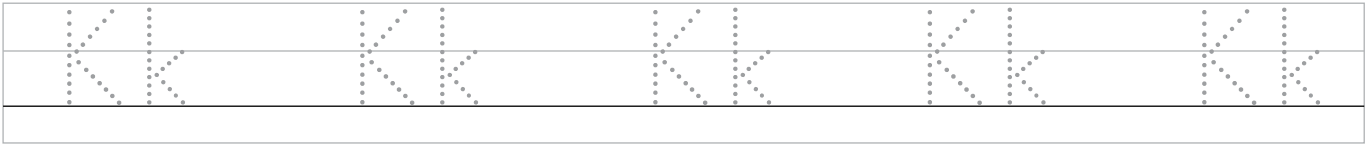

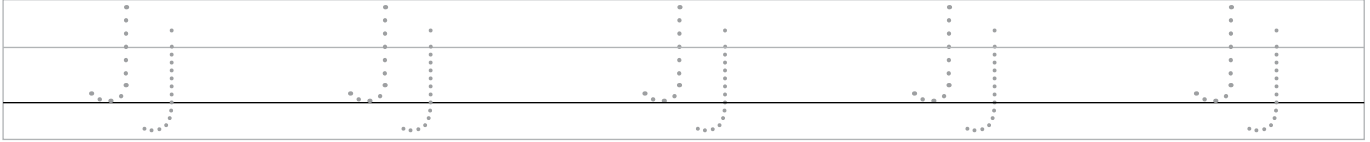
Yes, it is.



Alphabet J-L

انسخ الحروف

1 Trace and copy.



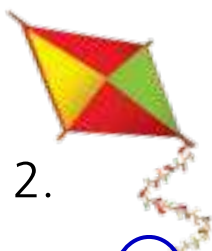
Name _____
Class _____



2 Listen and say. Then circle.



(j) k



j (k)



(l) j

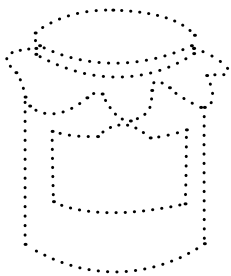
3 Circle.

a J (j)
j b

(k) K j
k b

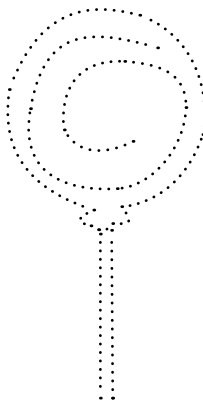

e L (l)
l g

4 Trace and tick ().



jam ¹
kite

² kite
 lollipop



jam
lollipop ³

Story time

1 Listen and number (1-4). 



a 3



c 1



b 2



d 4

2 Do you like the story? Choose and colour.




Name

Class

2

Revision

1 Play.



What's this?

It's a chair.

What colour is it?

It's red and blue.

Name

Class

Maths

1 Look, draw and colour.


1.



2.



3.




4.



5.



6.

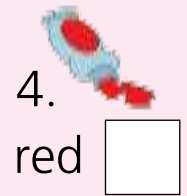


Name

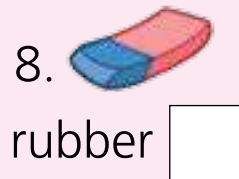
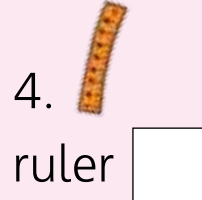



Class



1 Say the colours.




2 Say the classroom objects.



3 Say.



Lisa



4 Say.



What colour is it?
Blue.




What's this?
It's a pencil.



What's that?
It's a rubber.



Is it a computer?
Yes, it is.



3

Family and friends

Name

Class

Alphabet M-0

1 Trace and copy.

انسخ الحروف

Mm Mm Mm Mm Mm

Mm

Nn Nn Nn Nn Nn

Nn




Oo Oo Oo Oo Oo

Oo

Name _____
 Class _____



2 Listen and say. Then match. 

1.  2.  3. 

n o m

(Note: Blue arrows connect 'n' to the nose, 'o' to the orange, and 'm' to the mother.)

3 Trace and match.

M N O

o m n

4 Write the letters in the correct order.

O, M, N M , N , O

n, o, m m , n , o

5 Choose and write.

m n o



 orange



 mother



 nose

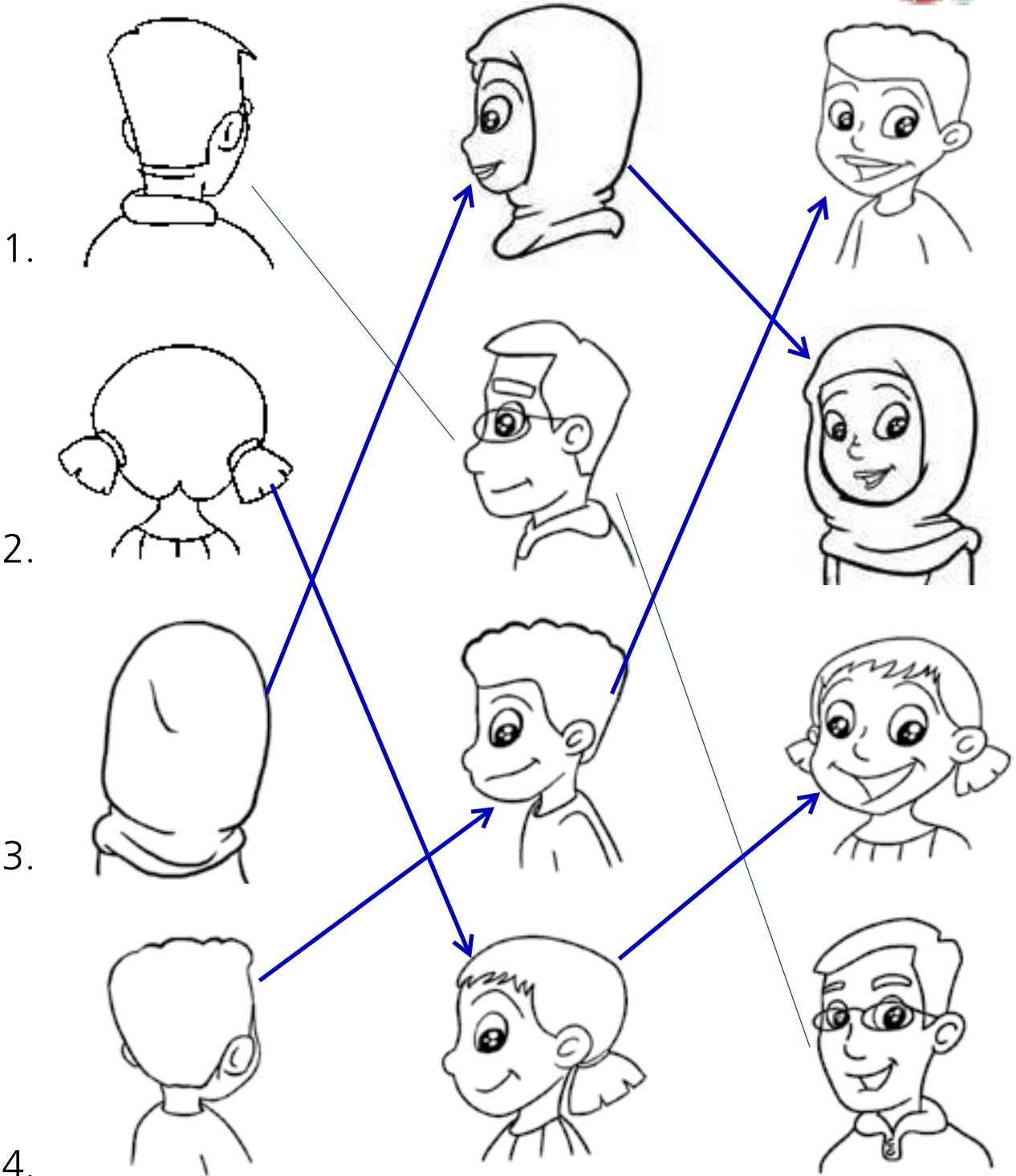
Name _____

Class _____

This is my father.



1 Look and match. Then say and colour.



Name	
Class	




Smart kids


1 Match. Then ask and answer.


Who's that?





That's my grandmother.


1. 


2. 


3. 

4. 

a. 

b. 

c. 

d. 

Note: Blue arrows indicate the following matches: 1 to c, 2 to d, 3 to b, and 4 to a.

Our world

1 Colour. Then point and say.



red



blue




green



yellow

It's a turtle. It's yellow and green.



Name

Class

3

Let's play

1 Listen and circle. 

Fay



1.



Yes No

2.



Yes No

3.



Yes No

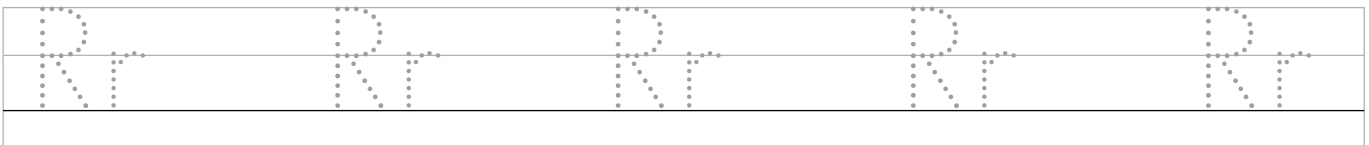
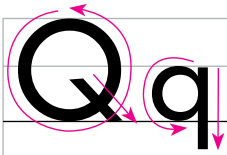
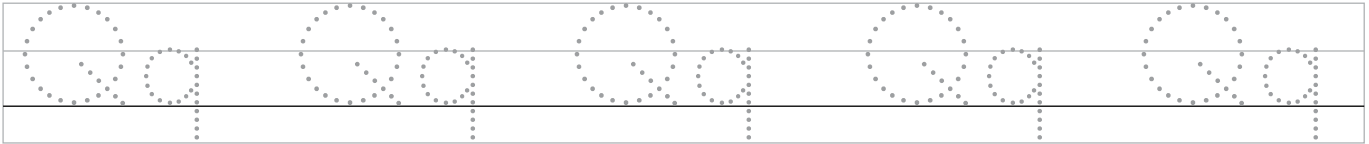
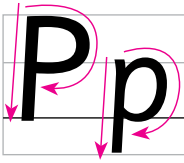
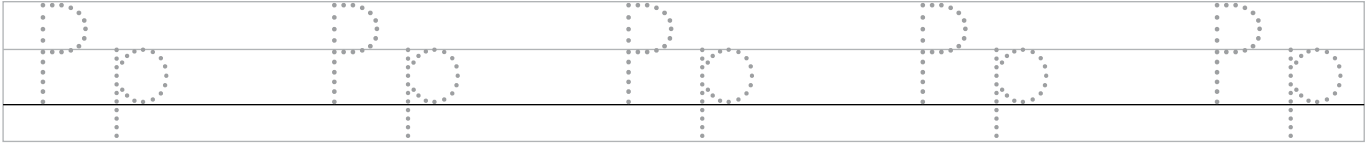
4.



Yes No

Alphabet P-R




1 Trace and copy.



Name _____
 Class _____






2 Listen and say. Then match. 

1.  2.  3. 

p q r

(Arrows show: p to bed, q to palette, r to pen)

3 Look and write.

 pen  red  quilt

4 Look and circle.

P p q r l p

Q r a q b q


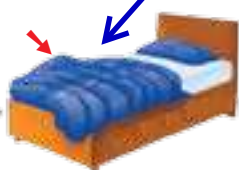

R c r e r g

5 Look and match.

Q R P

r p q

(Arrows show: Q to r, R to p, P to q)

Story time

1 Listen and trace. 

Fine, thank you.



That's my mother, my father and my brother.



2 Do you like the story? Choose and colour.



Name

Class

3

Revision

1 Listen and tick (✓). 



1.

a



b



3.

a



b



2.

a



b



4.

a



b

2 Trace.

Is that your rabbit?

Yes, it is.

Is that your cat?

No, it isn't.

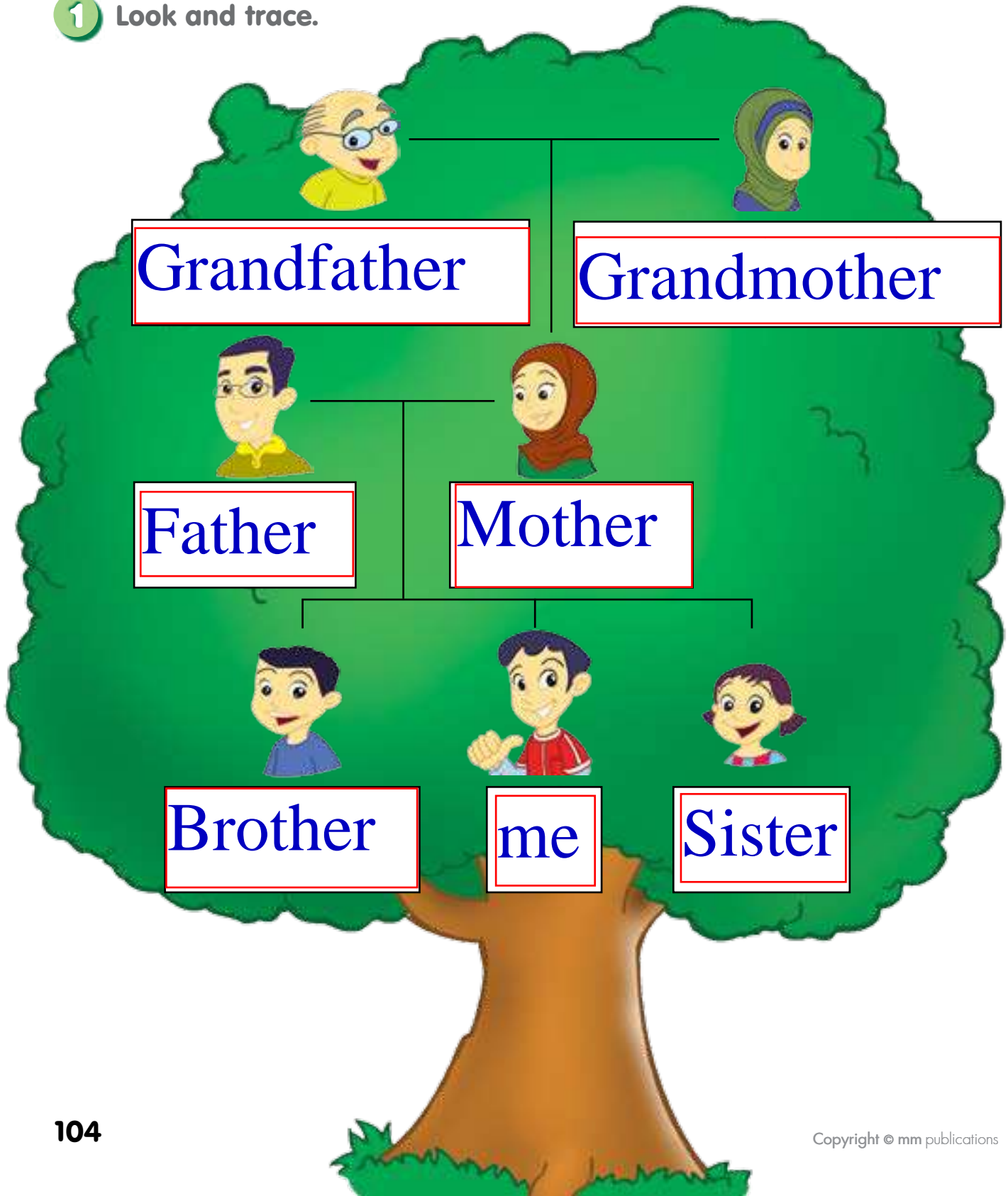


Name

Class

Social
Studies

1 Look and trace.



Name

Class



Now I can

1 Say the family members.



father



mother



brother



sister



grandfather



grandmother

2 Say the pets.



rabbit



bird



turtle



fish

3 Say.



me



friend



teacher

4 Say.



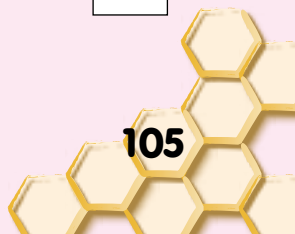
This is my sister.



Who's that?
That's my grandmother.



Is that your fish?
Yes, it is.




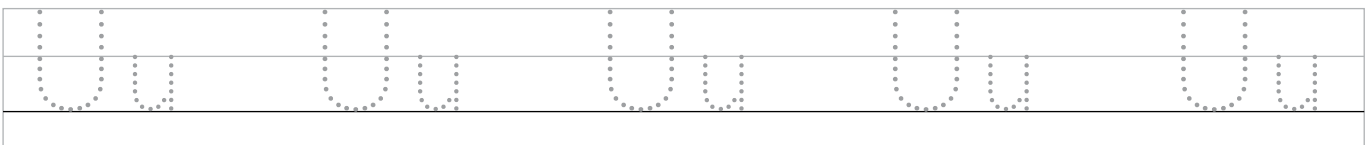

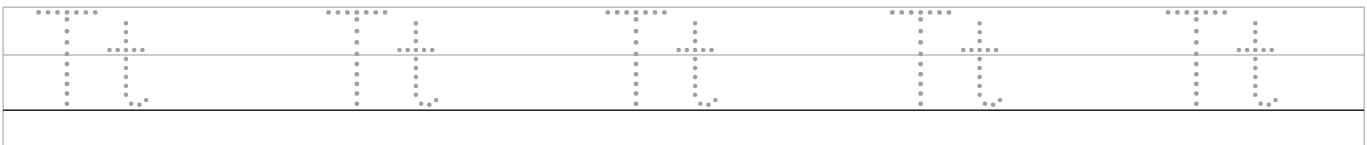

4 You and me

Name

Class

Alphabet S-U




1 Trace and copy.



Name	
Class	









2 Listen and say. Then match. 

1.  2.  3. 







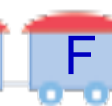

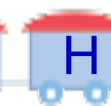
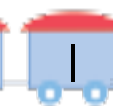

u t s












3 Match.

4 Complete.

A chant

Name _____

Class _____

1 Trace and match.

13

twelve

11

eleven

fourteen

12

15

thirteen

14

fifteen

2 Read and colour.

thirteen




eleven



fourteen



twelve



fifteen



Name


Class

4

Smart kids


1 Listen and tick (✓). 

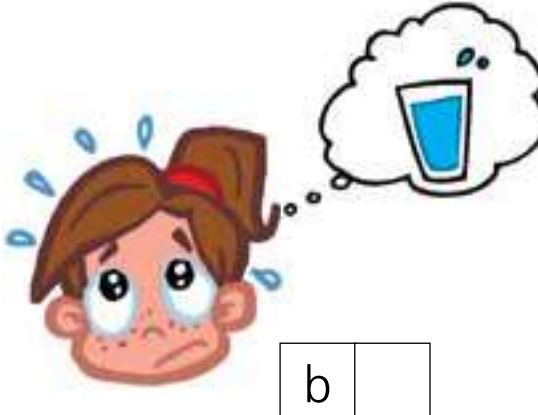
1.  a

 b


2.  a

 b

3.  a

 b

4.  a

 b

Comic

Name _____

Class _____

1 Trace. Then listen and match. 

1. She's fat.

a.



2. She's thin.

b.



3. He's happy

c.



4. It's big

d.



5. It's small.

e.



Name

Class

4

Let's play

1 Listen and tick (✓). 

1.



Yes, he is.

No, he isn't.

3.



Yes, she is.

No, she isn't.

2.



Yes, he is.

No, he isn't.

4.


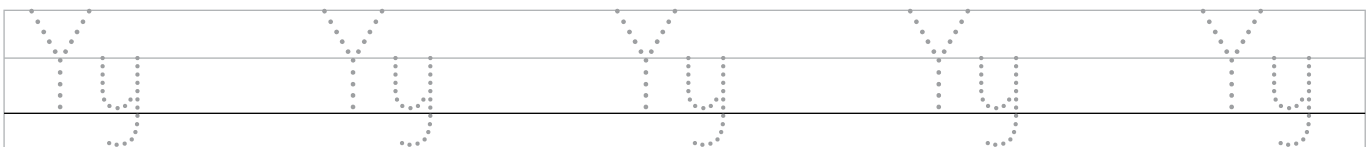

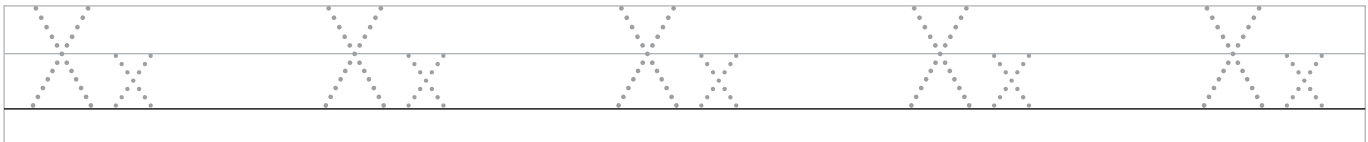

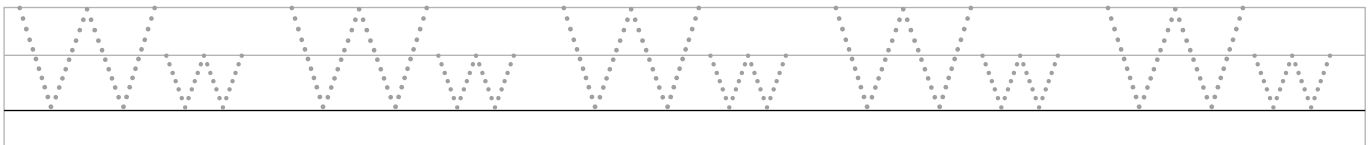

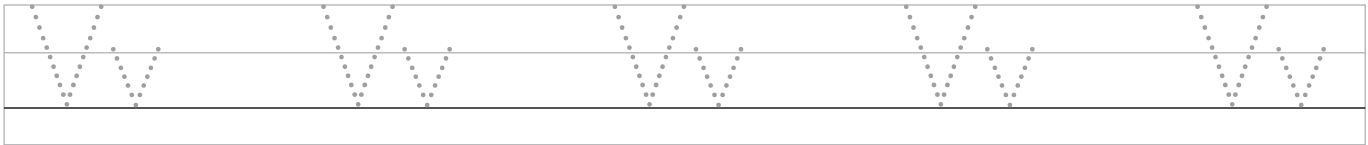


Yes, he is.


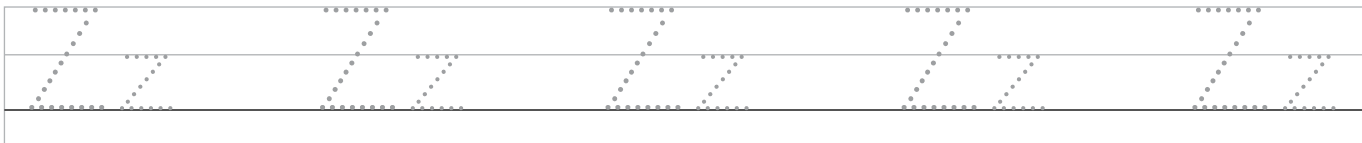
No, he isn't.

Alphabet V-Z






1 Trace and copy.



Name _____
 Class _____




2 Listen and say. Then circle. 

1.  2.  3.  4.  5. 

u **w** z **y** v u u **v** y **x** w z **z** x v

3 Circle and match.


w h a l e z o o f o x v a n y o - y o



Arrows connect the circled letters in the word sequence to the corresponding images: 'z' to 'zoo', 'o' to 'yo-yo', 'f' to 'fox', 'v' to 'van', and 'x' to 'fox'.

Story time

1 Count to find the way. Then say.



2 Do you like the story? Choose and colour.



Name

Class

4

Revision

1 Listen and match.

1. How old are you?

I'm eleven.

2. Are you hungry?


Yes, I am.

3. Are you happy?

Yes, I am.



2 Look at the picture, find the numbers and colour. Then say.



Name

Class

English

1 Listen and match. Then say and do. 

If you're happy...

If you're happy, clap your hands!
If you're happy, clap your hands!



If you're sad, cry boohoo!
If you're sad, cry boohoo!



If you're hungry, say I am!
If you're hungry, say I am!

Name

Class



Now I can

1 Count from 11 to 15.

11

12


13


14

15


eleven twelve thirteen fourteen fifteen

2 Say the adjectives.


1. 
thirsty

2. 
hungry

3. 
happy


4. 
sad


5. 
big

6. 
small

7. 
thin

8. 
fat

9. 
short

10. 
tall

3 Say.


boy


girl

4 Say.



How old are you?
I'm ten.



Are you hungry?
Yes, I am.



It's big.



Is she happy?
No, she isn't.