

# Project

## Unit 6:

### write a poem about a special place

Title:.....

I see: .....

I hear: .....

I smell:.....

I touch:.....

Draw a  
picture of  
your poem  
OR past  
some  
pictures.



❖ Write the name of the picture.



Handwriting practice lines (top, middle dashed, bottom).

Handwriting practice lines (top, middle dashed, bottom).

Handwriting practice lines (top, middle dashed, bottom).

Handwriting practice lines (top, middle dashed, bottom).



7

6



Handwriting practice lines (top, middle dashed, bottom).

Handwriting practice lines (top, middle dashed, bottom).

Handwriting practice lines (top, middle dashed, bottom).

Handwriting practice lines (top, middle dashed, bottom).

❖ Look around your classroom. Try to find a friend that has a name starting with S write his name below.

Handwriting practice lines (top, middle dashed, bottom) for writing a name.

Handwriting practice lines (top, middle dashed, bottom) for writing a name.



❖ Put some pictures OR draw objects that start with the letter Ss.

--	--	--	--

About the story:

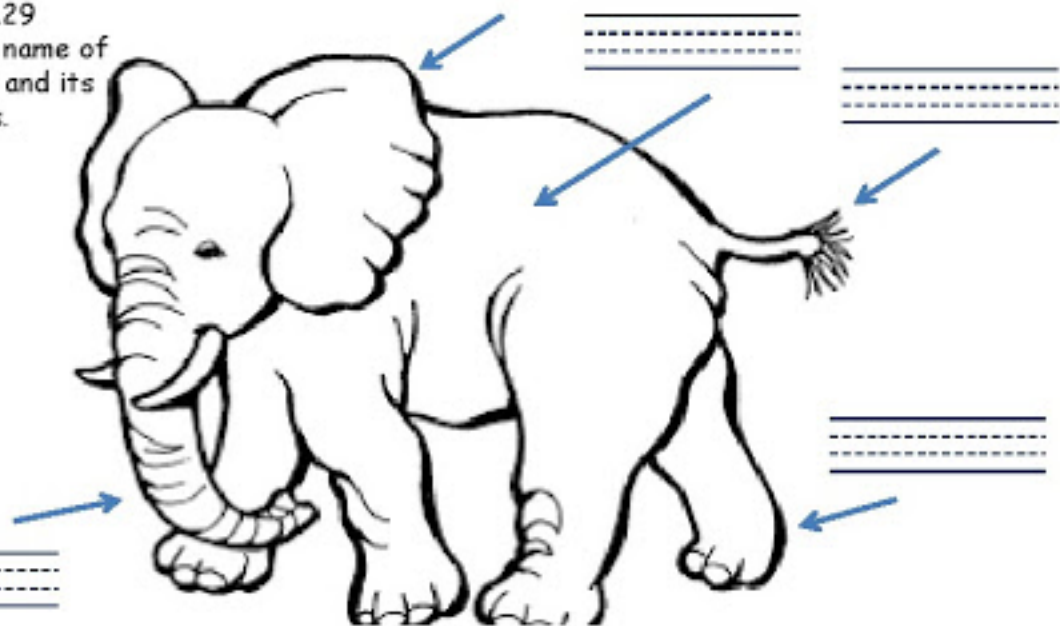
The story of the **blind men and an elephant** originated in India. It is a story of a group of blind men (or men in the dark) who touch an elephant to learn what it is like. Each one feels a different part, but only one part, such as the side or the tusk. They then compare notes and learn that they are in complete disagreement.

The tale later became well known in Europe, with 19th century American poet John Godfrey Saxe creating his own version as a poem.<sup>[1]</sup> The story has been published in many books for adults and children, and interpreted in a variety of ways.

> Read the story in the learners book .

Page:127-129

Write the name of the animal and its body parts.



## Dictation schedule:

1	see	hear	touch	taste	smell
2	I	have	five	senses	
3	I	smell	with	my	nose
4	I	hear	with	my	ear
5	I	taste	with	my	mouth
6	I	see	with	my	eyes
7	I	touch	with	my	hands
8	I	like	sweet	food	
9	we	like	that	sound	
10	frog	pot	rock	box	fox
11	log	hot	clock	ear	
12	elephant	trunk	side	tail	leg
13	parts	help	care	dice	bells

# Tick, tock, hop

## Lesson 10 "story"

# Read and circle the answer. What is the sitting of the story?

1- near a pond

2- a farm

3- a park

# Read the story in p (124) and find these information?

The Characters:	Words with the short (o) sound:
1- _____	1- _____
2- _____	2- _____
3- _____	3- _____
4- _____	4- _____

# Write (Yes, it does.) or (No, it doesn't.):

1- The frogs' name is Bob. \_\_\_\_\_










2- The odd sound is the sound of a car. \_\_\_\_\_

3- The rabbit can hop. \_\_\_\_\_







# Read and match:



## Lesson 13, 14, 15 wordlist

elephant	tail	trunk	leg	side	wall
					
fan	snake	rope	friend		
					

## Adjectives

blind	friendly	wiggly	thin	strong	giant
					

في نهاية الدرس سيكون الطالب قادرا على:

- معرفة الكثير من الصفات.

- كتابة جمل يصف بها الأشياء باستخدام الصفات التي درسها.

- تكوين جمل نفي و موافقة بصيغة المضارع البسيط. مثال:-

- it's cold and juicy. It isn't sour.



Read the words in the word box. Write them under the pictures.



hop  
box  
frog  
fox  
hot



How to make a popcorn?

You need:


- Corn seeds
- Oil
- Pot

Put oil in the pot and let it get hot.

Put the popcorn in.

Wait until the corn pop!

Its ready now.



















❖ Write about your five senses. Try to answer the questions.

- 1) How many senses do you have?
- 2) What are they?

- Capital letter
- finger space
- full stop.

# Lesson 9, 10, 11 wordlist

log	frog	fox	rock	hot	oil
					
pot	popcorn	grin	sizzle	on	fish
					
hop	rabbit	pond	clock	box	hot
					

في نهاية الدرس سيكون الطالب قادرا على:

- ) short o. قراءة كتابة كلمات تحتوي على (-)
- بصيغة المضارع البسيط. (wh) فهم والإجابة على أسئلة -
- ) a, o, u, e, i. قراءة وكتابة كلمات تحتوي حروف متحركة (-)



### Family dinner



My mum cooks dinner everyday.  
One Sunday evening , we were sitting  
in the kitchen. My dad wants  
something salty, so she made some  
spaghetti. My sister wants something  
sweet, so she made a cake. I wanted  
something cold, so she made a  
chocolate ice cream. At the end of  
the dinner my mum said, "Oh, I need  
something juicy, I will cut some  
mango."

Title:.....

Setting:.....

Characters

.....

.....

.....

.....

.....



.....

Who wanted something sweet?

Who wanted something cold?







Who wanted something juicy?

## Lesson 8 wordlist

apple	jam	cake	yoghurt	Ice cream	lemon
					
watermelon	salt	coffee	mango	chocolate	noodles
					

### Adjectives

#### الصفات

cold	hot	sweet	sour	salty	juicy
					

في نهاية الدرس سيكون الطالب قادرا على:

- معرفة الكثير من الصفات.

- كتابة جمل يصف بها الأشياء باستخدام الصفات التي درسها.

- تكوين جمل نفي و موافقة بصيغة المضارع البسيط. مثال:-

- it's cold and juicy. It isn't sour.



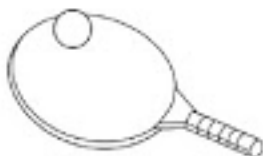


- Paste some pictures about things that you think it has nice smell.













- Things you think they don't smell nice.


Lesson 4 touching.


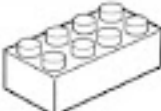








❖ Write, is the object is round or flat? :



# Lesson 5 wordlist

apple	ball	door	socks	worm	noodle
					
bat	Paper clip	pencil	ring	quilt	
					

## Adjectives

soft	hard	round	flat	short	long
					
big	little	rough	smooth		
					

في نهاية الدرس سيكون الطالب قادرا على:  
 - معرفة الكثير من الصفات.  
 - كتابة جمل يصف بها الأشياء باستخدام  
 الصفات التي درسها.



There are many different sounds around us. Some things can make very loud sounds. The trains are very loud. Airplanes are loud too. Fireworks can make very loud sounds. Some things can make very low and quite sounds. A mouse is quite. His voice is low.






❖ Can you think of object with loud sounds? Past a picture


--	--	--

❖ Can you think of object with low sounds?

--	--	--

## Lesson 4 wordlist

onion	fish	soap	mango
			
flowers	smoke	perfume	coffee
			
mint	<p>في نهاية الدرس سيكون الطالب قادرا على:            أن يسأل أسئلة نعم أو لا وأن يجاوب إجابات            قصيرة باستخدام المضارع البسيط. مثال:            -Do you like the smell of onion?            -Yes, I do.</p>		
			



Can you see the playground?

.....  
.....

How many boys are there?

.....  
.....

How many girls can you see?

.....  
.....

Look at the boy and the girl on top. What are they doing?

.....  
.....

What else can you see?

.....  
.....

### Smith and Smithy.

Smith is a nice man. He is tall and fun with a big smile on his face.

Smith likes flowers, perfume and mints. He even like lemon with mints.

Smithy on the other hand is a small bear. He likes the smell of clean air , he adore the coffee smell and taste.

Smithy doesn't like the smell of smoke or the bad smelly fish.



What kid of smells does Smith like?

What kid of smells does Smithy like?

➤ Do you like the smell of Onions? \_\_\_\_\_

➤ Do you like the smell of fish? \_\_\_\_\_

➤ Do you like the smell of coffee? \_\_\_\_\_

❖ Read the passage then answer the questions.

Hello my friend. My name is Eevee. I am a pokemon. I have five senses just like you. I can smell, taste, hear, see and feel(touch). I can hear with my big pointy ears. I can see with my eyes . What about you ? Can you tell me about your five senses?



How many senses do you have?

I have .....

Can you name them?

1)..... 2)..... 3).....


4)..... 5).....

❖ Match:

I hear	I see	I taste	I touch	I smell
--------	-------	---------	---------	---------



- ❖ Look at the picture. Read the words in the information box. Fill in.



Seeing  
Hearing  
Tasting  
Touching  
smelling

1		2		3	
4		5			

- ❖ Write about your five senses. Try to answer the questions.

- 1) How many senses do you have?
- 2) What are they?

- Capital letter
- finger space
- full stop.

---



---



---


---



---



---


---



---



---



# Lesson 1 ,2,3 wordlist

eyes	ears	hand	nose
			
mouth	see	hear	smell
			
touch	taste	senses	cherries
			

في نهاية الدرس سيكون الطالب قادرا على:  
 - أفعال الحواس. و can كتابة جمل باستخدام -  
 مثال:

- I can hear with my ear.
- I can see with my eyes.

Parts of speech:  
Parts of speech refer to the way in which particular words are used.

➤ Word types:

- 1) Noun.
- 2) Verb.
- 3) Pronoun.
- 4) Adjective.
- 5) Adverb.
- 6) Preposition .

Noun:

A word used to name a person, animal, place, building, city or a thing.

Example:

Ali, chair, Dubai, bird, cat.

verb:

A word used to express an action.

Example:

Go, eat, make, run, sit, read, write, do, work, jump, play, sing, watch.

➤ Kick the ball

Adjective:

A word used to describe noun or pronoun.

Example:

Happy, sad, scared, hot, tired, thirsty, sleepy, hungry, beautiful, big, small, tall.

➤ Red hat.

pronoun:

A word that take place of a noun.

Example:

He, she, it, we, you, us, they.

➤ She cooks.

preposition:

A word used to indicate the relationship between two objects, usually in tem of where they are. .

Example:

In, on, under, next to,

➤ The book is on the table.

Adverb :

A word used to add information about a verb.

Example:

Very, too, quickly.

➤ quickly kick the ball.

# Reward Chart




أعزائي:

ان منهج الصف الثاني يعد نقلة نوعية كبيرة للطلاب حيث يتم التركيز بطريقة كبيرة على :  
التحدث: الاجابة يجب ان تكون بجمل كاملة لا تقبل الاجابات التي تتكون من كلمة واحدة.  
الكتابة: الاسم الثاني ضروري للغاية , في حل عدم كتابة الطالب لاسمه الثاني سيتم انقاصه نصف درجة من درجة الامتحان.  
في هذه السنة الدراسية التركيز على كتابة الجمل , ترتيب الجمل ترتيبا صحيحا.  
حفظ جمل الاملاء.

القراءة: القراءة مهمة جدا و للأسف بعض الطلاب يفقدون هذه المهارة بسبب تساهلهم مع منهج الصف الأول . نظرا لضيق الوقت و كثرة الدروس ارجوا من اولياء الامور متابعة الطلاب في القراءة (في الحصة الاثرانية سأقوم بمتابعة فقرات القراءة . و التي ستكون مرة في الاسبوع . ارجوا قراءة الكلمات يوميا مع الجمل و الفقرات .  
و للطلاب ذوي المستوى المتدني  
سيتم ارسال الخطة الاسبوعية لكل طالب على حده . ارجوا المحافظة  
عليها بالترتيب في ملف خاص يكون مع الطالب يوميا.

القواعد: سيكون هناك الكثير من التدريبات على قواعد اللغة , فأرجوا المتابعة بشكل جدي , سيتم عمل امتحان قواعد بعد الانتهاء من دراسة الوحدة .  
تمنيتي بالنجاح و التوفيق للجميع .  
معلمة المادة : فاطمة الخوار .  
للتواصل على الواتس اب:

عزيزتي ولية أمر الطالب , بين يديكم مذكرة واجبات الوحدة السادسة.  
لقد قررت عمل المذكرات كبديل للدفتر من عدة نواحي هي :

- ✓ تقليل ضياع الواجبات .
- ✓ المحافظة على وقت الحصة و عدم ضياعه في توزيع اوراق الواجب .
- ✓ سهولة شرح المادة العلمية للطلاب .

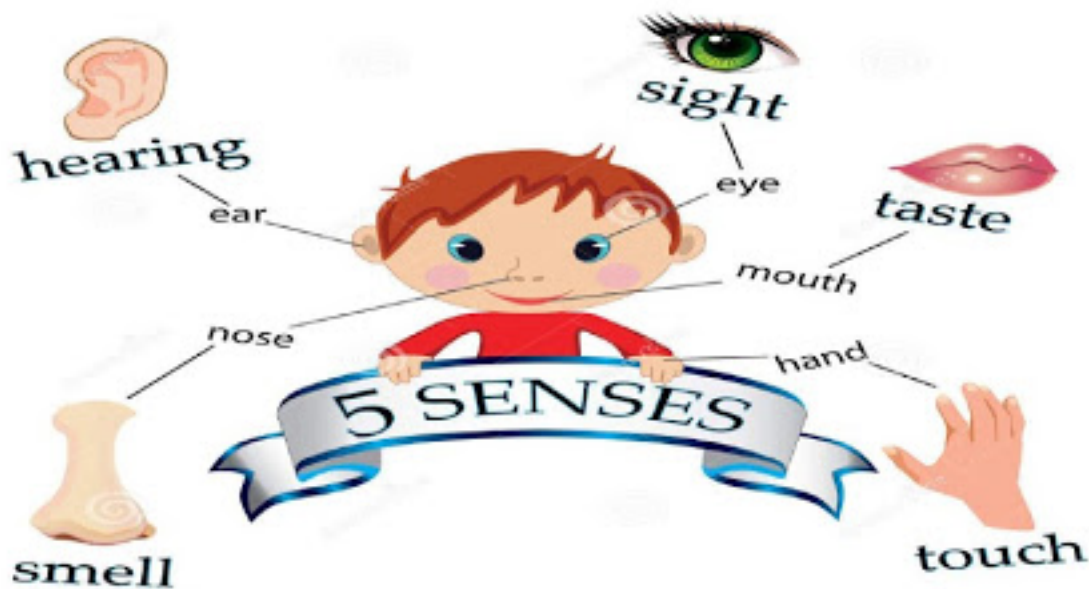
ارجوا اتباع الخطوات التالية للمحافظة على المذكرة:  
وضع طابع باسم الطالب كاملا ليسهل على المعلمة التعرف على صاحبها .  
تغليف المذكرة للمحافظة على اوراقها(درجتين)

في حال عدم تصحيح المذكرة ارجوا الصاق ملاحظة ورقية عليها لتنبهني  
^ ^

مع كل درس سيكون هناك فقرة للقراءة و حل الاسئلة . قد تأتي الفقرة في هيئة سؤال شفوي . او في امتحان التحدث لذا يجب مراجعتها جيدا مع محاولة التحدث عنها بجمل بسيطة.



Grade 2 term 2  
Unit 6: My five senses  
Home work booklet



Name : .....

Section : 2 \.....