

كل ما يحتاجه الطالب في جميع الصفوف من أوراق عمل واختبارات ومذكرات، يجده هنا في الروابط التالية لأفضل مواقع تعليمي إماراتي 100 %

<u>تطبيق المناهج الإماراتية</u>	<u>الاجتماعيات</u>	<u>الرياضيات</u>
<u>الصفحة الرسمية على التلغرام</u>	<u>الاسلامية</u>	<u>العلوم</u>
<u>الصفحة الرسمية على الفيسبوك</u>	<u>الانجليزية</u>	
<u>التربية الاخلاقية لجميع الصفوف</u>	<u>اللغة العربية</u>	
<u>التربية الرياضية</u>		
<b>مجموعات التلغرام.</b>	<b>مجموعات الفيسبوك</b>	<b>قنوات تلغرام</b>
<u>الصف الأول</u>	<u>الصف الأول</u>	<u>الصف الأول</u>
<u>الصف الثاني</u>	<u>الصف الثاني</u>	<u>الصف الثاني</u>
<u>الصف الثالث</u>	<u>الصف الثالث</u>	<u>الصف الثالث</u>
<u>الصف الرابع</u>	<u>الصف الرابع</u>	<u>الصف الرابع</u>
<u>الصف الخامس</u>	<u>الصف الخامس</u>	<u>الصف الخامس</u>
<u>الصف السادس</u>	<u>الصف السادس</u>	<u>الصف السادس</u>
<u>الصف السابع</u>	<u>الصف السابع</u>	<u>الصف السابع</u>
<u>الصف الثامن</u>	<u>الصف الثامن</u>	<u>الصف الثامن</u>
<u>الصف التاسع عام</u>	<u>الصف التاسع عام</u>	<u>الصف التاسع عام</u>
<u>الصف التاسع متقدم</u>	<u>الصف التاسع متقدم</u>	<u>الصف التاسع متقدم</u>
<u>الصف العاشر عام</u>	<u>الصف العاشر عام</u>	<u>الصف العاشر عام</u>
<u>الصف العاشر متقدم</u>	<u>الصف العاشر متقدم</u>	<u>الصف العاشر متقدم</u>
<u>الحادي عشر عام</u>	<u>الحادي عشر عام</u>	<u>الحادي عشر عام</u>
<u>الحادي عشر متقدم</u>	<u>الحادي عشر متقدم</u>	<u>الحادي عشر متقدم</u>
<u>ثاني عشر عام</u>	<u>الثاني عشر عام</u>	<u>الثاني عشر عام</u>
<u>ثاني عشر متقدم</u>	<u>الثاني عشر متقدم</u>	<u>الثاني عشر متقدم</u>



# Practices for the final exam Term 3



Grade One

## Unit 8 (The Weather ) word list

word	meaning	picture
weather	الطقس	
sunny	مشمس	
cloudy	غائم	
hot	حار	
Cold	بارد	
rainy	ممطر	
wet	رطب	
sandstorm	عاصفة رملية	
Warm	دافئ	
windy	عاصف	
zebra	حمار وحشي	

word	meaning	picture
zero	صفر	0
zoo	حديقة الحيوان	
zipper	سحاب	
zigzag	خط متعرج	
nineteen	تسعة عشر	19
twenty	عشرون	20
winter	شتاء	
summer	صيف	
autumn	خريف	
spring	ربيع	
thunder	رعد	
three	ثلاثة	3

## Unit 8 (The Weather ) word list

word	meaning	picture
thick	سميك	
thin	رقيق	
math	الرياضيات	
sunday	الأحد	
monday	الأثنين	
tuesday	الثلاثاء	
wednesday	الأربعاء	
thursday	الخميس	
friday	الجمعة	
saturday	السبت	

word	meaning	picture
fizzy	فوار / فائر	
whizz	أزيز	
dizzy	دائخ	
buzz	طنين	
puzzle	لغز / لعبة تركيب	
shark	سمك القرش	
ship	سفينة	
shore	شاطئ	
shell	صدف	
fish	سمك	
beach	شاطئ البحر	
shoe	حذاء	
lunch	غداء	

## Unit 8 (The Weather ) word list

word	meaning	picture
peach	خوخ	
chocolate	الشوكولاتة	
cheese	جبنة	
chips	رقائق / البطاطس	
chick	كتكوت	
chair	كرسي	
park	حديقة	
mall	مركز تجاري	
How many	كم عدد	
Can you	هل تستطيع	
there	هناك	











word	meaning	picture
funfair	ملاهي	
roundabout	لعبة الأحصنة	
Big slide	زحلاقة كبيرة	
Bumper cars	سيارات تصادم	
Big wheel	العجلة الدائرية	
Toffee apple	تفاحة التوفي	
Ice cream	آيس كريم	
burger	برجر	



## Unit 9 (Animals around us) word list

word	meaning	picture
fly	يطير	
bird	طائر	
rabbit	أرنب	
Cat	قط	
run	يركض	
swim	يسبح	
see	ينظر	
hop	قفز	
jump	يقفز	
climb	يتسلق	

word	meaning	picture
tree	شجرة	
sea	بحر	
queen	أميرة	
quick	سريع	
quack	صوت البطة	
quilt	لحاف	
quiet	هدوء	
square	مربع	
feed	تطعم	
clean	ينظف	
water	ماء	
cage	قفص	

## Unit 9 (Animals around us) word list


word	meaning	picture
shed		
desert	صحراء	
bee	نحلة	
cow	بقرة	
camel	جمل	
snack	ثعبان	
crawl	زحف	
king	ملك	
ring	خاتم	
sing	يعني	

word	meaning	picture
song	أغنية	
wing	جناح	


## Writing part1


Look at the pictures. Write the missing letters.


There is one example.

<u>Example:</u>	c <u>o</u> ld	
-----------------	---------------	-----------------------------------------------------------------------------------

<u>1.</u>	<u>   </u> ainy	
-----------	-----------------	-----------------------------------------------------------------------------------


<u>2.</u>	wi <u>   </u> dy	
-----------	------------------	-----------------------------------------------------------------------------------


<u>3.</u>	<u>   </u> et	
-----------	---------------	------------------------------------------------------------------------------------

<u>4.</u>	clo <u>   </u> dy	
-----------	-------------------	-------------------------------------------------------------------------------------


## **Writing ( U8&9)**

Look at the pictures. Write the missing letters.

<u>5.</u>	s <u>   </u> nny	
-----------	------------------	-------------------------------------------------------------------------------------

<u>6.</u>	w <u>   </u> rm	
-----------	-----------------	-------------------------------------------------------------------------------------

<u>7.</u>	<u>   </u> ot	
-----------	---------------	-------------------------------------------------------------------------------------

<u>8.</u>	sa <u>   </u> dst <u>   </u> rm	
-----------	---------------------------------	--------------------------------------------------------------------------------------

<u>9.</u>	N <u>   </u> neteen	<b>19</b>
-----------	---------------------	-----------



## Writing ( U8&9)

Look at the pictures. Write the missing letters.

5.

bea \_ \_



6.

pa \_ k



7.

Fi \_ \_ y



8.

\_ \_ ick



9.

\_ \_ ree



## Writing part1

Look at the pictures. Write the missing letters.

There is one example.

Example:

whi **zz**  
\_ \_



1.

\_ \_ oe



2.

\_ ig \_ ag



3.

\_ \_ ell



4.


\_ all




# Writing part1

Look at the pictures. Write the missing letters.


There is one example.

<u>Example:</u>	f _ un f air	
-----------------	--------------	-----------------------------------------------------------------------------------

<u>1.</u>	_ _ ip	
-----------	--------	-----------------------------------------------------------------------------------

<u>2.</u>	_ _ under	
-----------	-----------	-----------------------------------------------------------------------------------

<u>3.</u>	_ ipper	
-----------	---------	------------------------------------------------------------------------------------

<u>4.</u>	di _ _ y	
-----------	----------	-------------------------------------------------------------------------------------


# Writing ( U8&9)


Look at the pictures. Write the missing letters.

<u>5.</u>	b _ rger	
-----------	----------	-------------------------------------------------------------------------------------

<u>6.</u>	Big _ heel	
-----------	------------	-------------------------------------------------------------------------------------

<u>7.</u>	_ ebra	
-----------	--------	-------------------------------------------------------------------------------------

<u>8.</u>	fi _ _	
-----------	--------	--------------------------------------------------------------------------------------

<u>9.</u>	bu _ per _ ars	
-----------	----------------	---------------------------------------------------------------------------------------

## Writing ( U8&9)

Look at the pictures. Write the missing letters.

5.

\_\_ wenty

20

6.

\_\_ ero

0

7.

\_\_ \_\_ air



8.

\_\_ ce cream



9.

\_\_ oo



## Writing part1

Look at the pictures. Write the missing letters.

There is one example.

Example:

\_\_ **th** \_\_ ick



1.

bu \_\_ \_\_



2.

\_\_ \_\_ eese



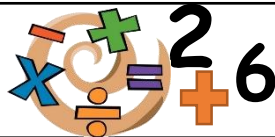
3.

\_\_ \_\_ ark



4.

ma \_\_ \_\_





## Writing part1

Look at the pictures. Write the missing letters.


There is one example.

<u>Example:</u>	<u>  </u> <b>ch</b> <u>  </u> ocolate	
-----------------	---------------------------------------	-----------------------------------------------------------------------------------

<u>1.</u>	<u>  </u> <u>  </u> ore	
-----------	-------------------------	-----------------------------------------------------------------------------------

<u>2.</u>	pea <u>  </u> <u>  </u>	
-----------	-------------------------	-----------------------------------------------------------------------------------

<u>3.</u>	<u>  </u> ound about	
-----------	----------------------	------------------------------------------------------------------------------------

<u>4.</u>	bi <u>  </u> s <u>  </u> ide	
-----------	------------------------------	-------------------------------------------------------------------------------------


## **Writing ( U8&9)**


Look at the pictures. Write the missing letters.

<u>5.</u>	<u>  </u> ips	
-----------	---------------	-------------------------------------------------------------------------------------

<u>6.</u>	<u>  </u> ird	
-----------	---------------	-------------------------------------------------------------------------------------

<u>7.</u>	swi <u>  </u>	
-----------	---------------	-------------------------------------------------------------------------------------

<u>8.</u>	t <u>  </u> ee	
-----------	----------------	--------------------------------------------------------------------------------------

<u>9.</u>	j <u>  </u> mp	
-----------	----------------	---------------------------------------------------------------------------------------


## Writing part1


Look at the pictures. Write the missing letters.

There is one example.

<u>Example:</u>	fl <u>y</u>	
-----------------	-------------	-----------------------------------------------------------------------------------

<u>1.</u>	c <u>   </u> t	
-----------	----------------	-----------------------------------------------------------------------------------

<u>2.</u>	<u>   </u> <u>   </u> een	
-----------	---------------------------	-----------------------------------------------------------------------------------

<u>3.</u>	ca <u>   </u> e	
-----------	-----------------	------------------------------------------------------------------------------------

<u>4.</u>	<u>   </u> <u>   </u> ed	
-----------	--------------------------	-------------------------------------------------------------------------------------


## **Writing ( U8&9)**


Look at the pictures. Write the missing letters.

<u>5.</u>	ri <u>   </u> <u>   </u>	
-----------	--------------------------	-------------------------------------------------------------------------------------

<u>6.</u>	ra <u>   </u> bit	
-----------	-------------------	-------------------------------------------------------------------------------------

<u>7.</u>	ho <u>   </u>	
-----------	---------------	-------------------------------------------------------------------------------------

<u>8.</u>	bla <u>   </u> k	
-----------	------------------	--------------------------------------------------------------------------------------


<u>9.</u>	c <u>   </u> imb	
-----------	------------------	---------------------------------------------------------------------------------------


## Writing part1


Look at the pictures. Write the missing letters.


There is one example.

<u>Example:</u>	wi <b>ng</b> _	
-----------------	----------------	-----------------------------------------------------------------------------------

<u>1.</u>	s _ _ are	
-----------	-----------	-----------------------------------------------------------------------------------

<u>2.</u>	fe _ d	
-----------	--------	-----------------------------------------------------------------------------------

<u>3.</u>	ru _ _	
-----------	--------	------------------------------------------------------------------------------------

<u>4.</u>	ki _ _	
-----------	--------	-------------------------------------------------------------------------------------


## Writing ( U8&9)

Look at the pictures. Write the missing letters.

<u>5.</u>	_ _ iet	
-----------	---------	-------------------------------------------------------------------------------------

<u>6.</u>	_ _ ater	
-----------	----------	-------------------------------------------------------------------------------------

<u>7.</u>	re _ _	
-----------	--------	-------------------------------------------------------------------------------------

<u>8.</u>	si _ _	
-----------	--------	--------------------------------------------------------------------------------------

<u>9.</u>	_ _ ow	
-----------	--------	---------------------------------------------------------------------------------------

## Writing ( U8&9)

Look at the pictures. Write the missing letters.


5.

s\_\_ a



6.

de\_\_ ert




7.

sna\_\_ e



8.

w\_\_ite



9.

pi\_\_k




## Writing part1

Look at the pictures. Write the missing letters.

There is one example.

Example:

**qu**\_\_ack



1.

b\_\_e



2.

so\_\_ \_\_



3.

\_\_ \_\_ilt



4.

\_\_amel





**Reading  
( U8&9 )**



## Reading part1

Read the questions. Look at the pictures.  
Circle Yes or No.  
There is one example.

Example:

Is it cloudy?



Yes

**No**

1.

Is it a puzzle?



Yes

No

2.

Is it a shell?



Yes

No

3.

Is number twenty orange?

20

Yes

No

4.

Can it climb?



Yes


No

## Reading Part 2

Read the sentences. Look at the pictures.  
Circle the correct answers.  
There is one example.

Example:

It's Sunday.  
It's sunny today.



1.

They live in the desert.



2.

They went to the funfair.



3.

There are tree cheese.




4.

There is a zebra.




## Reading part1

Read the questions. Look at the pictures.  
Circle Yes or No.  
There is one example.

<b>Example:</b>	Is it fly?		<input checked="" type="radio"/> Yes	<input type="radio"/> No
-----------------	------------	-----------------------------------------------------------------------------------	--------------------------------------	--------------------------

<b>1.</b>	Is she a queen?		<input type="radio"/> Yes	<input type="radio"/> No
-----------	-----------------	-----------------------------------------------------------------------------------	---------------------------	--------------------------



<b>2.</b>	Is it a wing?		<input type="radio"/> Yes	<input type="radio"/> No
-----------	---------------	-----------------------------------------------------------------------------------	---------------------------	--------------------------


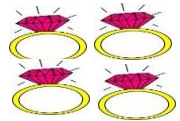
<b>3.</b>	Cows live in the shed?		<input type="radio"/> Yes	<input type="radio"/> No
-----------	------------------------	------------------------------------------------------------------------------------	---------------------------	--------------------------


<b>4.</b>	Rabbit can hop?		<input type="radio"/> Yes	<input type="radio"/> No
-----------	-----------------	-------------------------------------------------------------------------------------	---------------------------	--------------------------

## Reading Part 2

Read the sentences. Look at the pictures.  
Circle the correct answers.  
There is one example.

<b>Example:</b>	It lives in a cage.		
-----------------	---------------------	-------------------------------------------------------------------------------------	-------------------------------------------------------------------------------------



<b>1.</b>	There are four rings.		
-----------	-----------------------	-------------------------------------------------------------------------------------	-------------------------------------------------------------------------------------

<b>2.</b>	Fish can swim.		
-----------	----------------	-------------------------------------------------------------------------------------	-------------------------------------------------------------------------------------

<b>3.</b>	Quilt are square.		
-----------	-------------------	--------------------------------------------------------------------------------------	--------------------------------------------------------------------------------------

<b>4.</b>	It is brown and white.		
-----------	------------------------	---------------------------------------------------------------------------------------	---------------------------------------------------------------------------------------

**Watch:**



**colors**

**pink**

**white**

**red**

**orange**

**blue**





**black**

**grey**

**yellow**

**green**


**purple**



**Lets remember the shapes:**




**square**




**circle**



**rectangle**




**triangle**



**diamond**



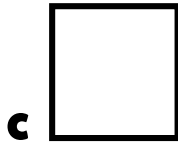
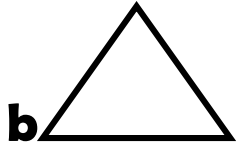

**heart**



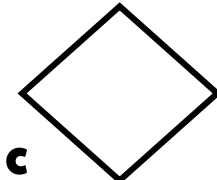

**star**

✓ **Circle the correct shapes then color it :**


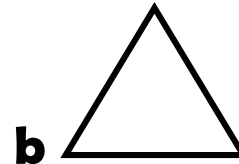
**1. square:**




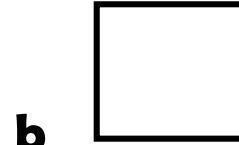

**2. heart:**




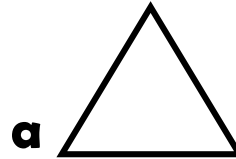
**3. rectangle:**



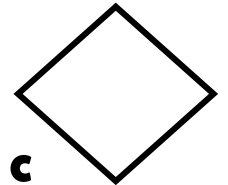

**4. circle:**






**5. triangle:**



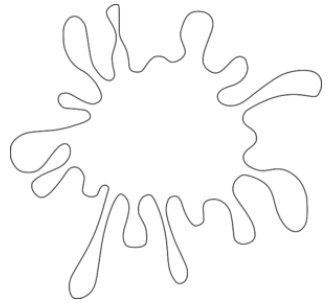
**6. diamond:**



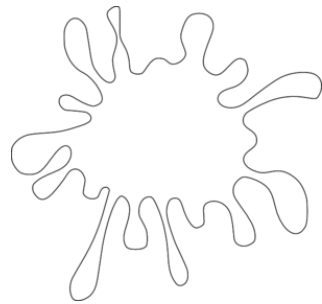
**7. star**



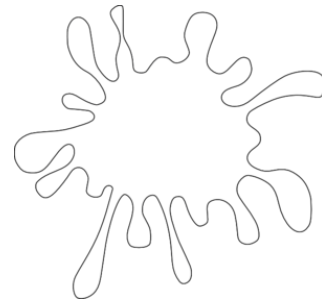
✓ **Color:**



**blue**

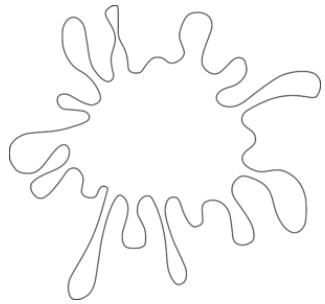


**red**

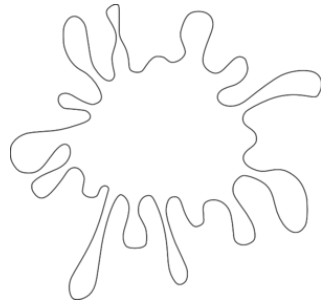


**brown**

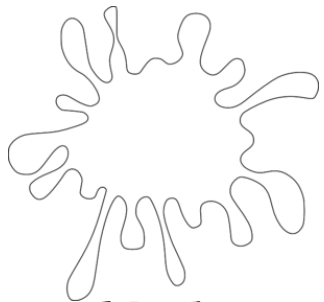
✓ **Color:**



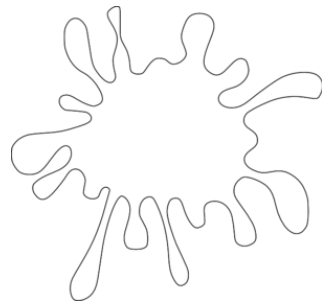
**yellow**




**green**



**black**



**orange**



Lets remember the Alphabets:

**Capital letters**



**Small letters**

