


United Arab Emirates
Ministry of Education
Almansor School C1



My Alphabet Text Book

Name Grade 1 section :.....


Done By :
Fatima Ali Alharbi

School Manager:
Shaikha Alomrani

Learning Alphabet Letters

Letter : Ss


- Look , say and color:



Sun


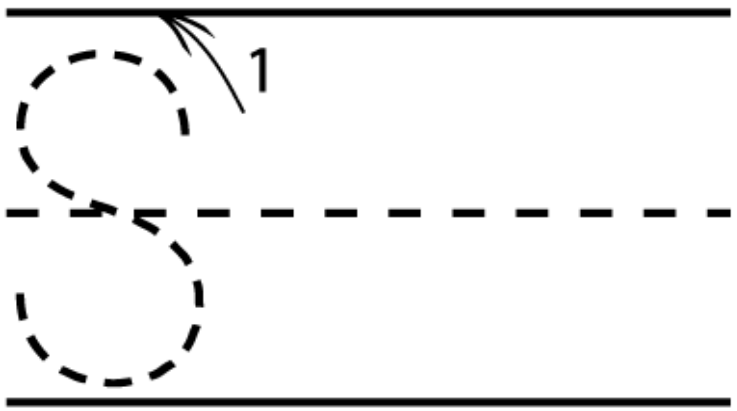


Sand



Sea

- Write and trace :



Learning Alphabet Letters

Letter : Ss

- Trace and write:

S S S S S S

S

s s s s s s

s

1
2 Sun Sand sea
3
4


1
2 Sun Sand sea
3
4

- Trace the word:

Blue

Blue Blue Blue

Color the things that are **blue**.





Number worksheets


1

Practice writing the number one

Practice printing the word one (1) by tracing word one bellow.



Use empty space to print the word One on your own.



- Trace the word:

Red

Red Red Red


Color the things that are **red**.



Learning Alphabet Letters

Letter : Aa


- Look , say and color:



Ant


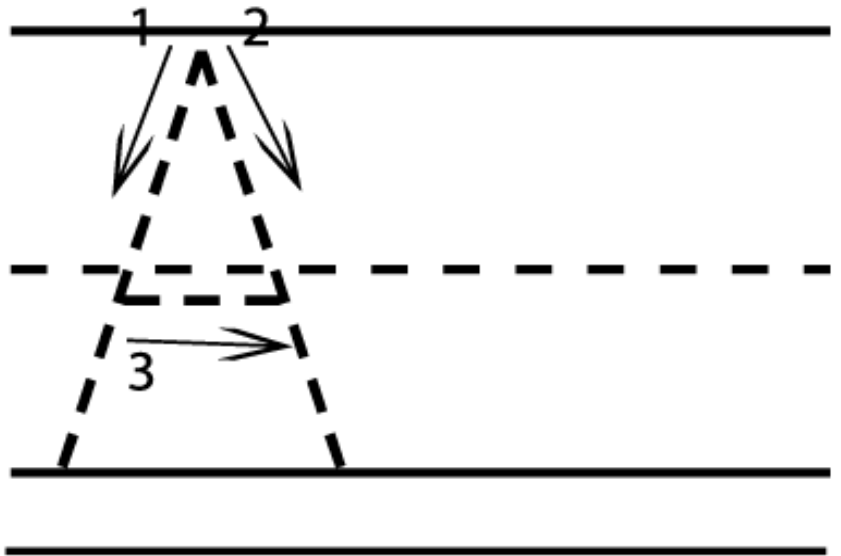


Apple



Alligator

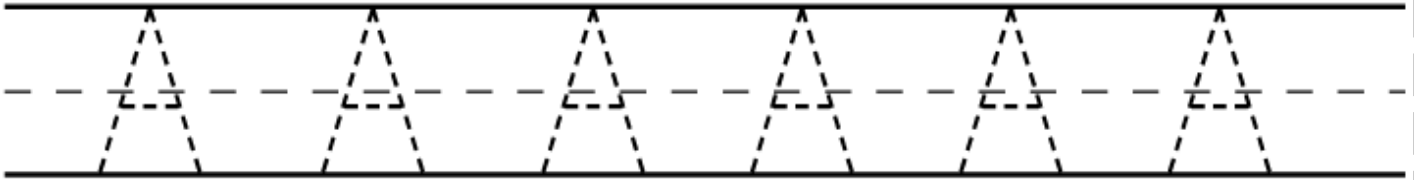
- Write and trace :



Learning Alphabet Letters

Letter : Aa

- Trace and write:

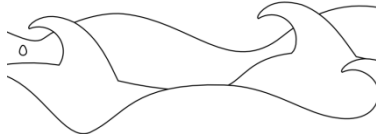



1
2 Ant Apple Alligator
3
4


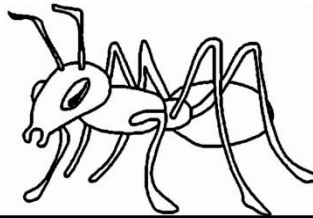

1
2 Ant Apple Alligator
3
4

- Circle the correct picture :



Aa



Ss





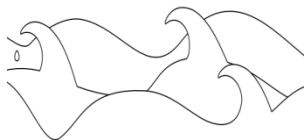
Aa




- Match the letter with the picture and write it :

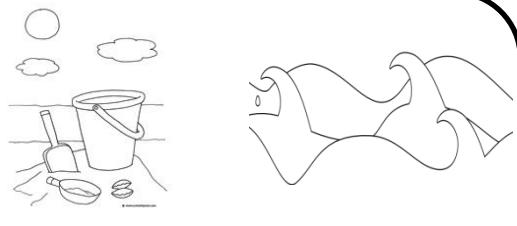
Aa


Ss





• Circle the correct picture :

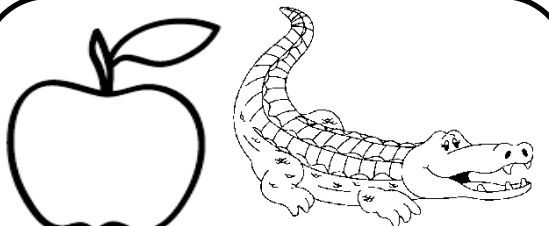
1- 
Sun

2- 
Sea

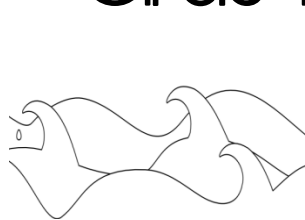
3- 
Sand

4- 
Apple


5- 
Ant

6- 
Alligator


• Circle the correct letter:



A / S



A / S



A / S



A / S

2

Number worksheets

Practice writing the number two

Practice printing the word two (2) by tracing word two below.

2 2 2 2 2

Two Two Two

Use empty space to print the word two on your own.

Blank handwriting lines for independent practice.


Learning Alphabet Letters

Letter : T t


- Look , say and color:



Teddy

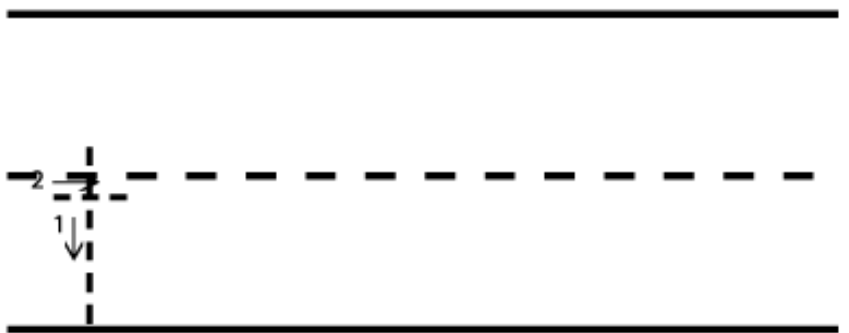
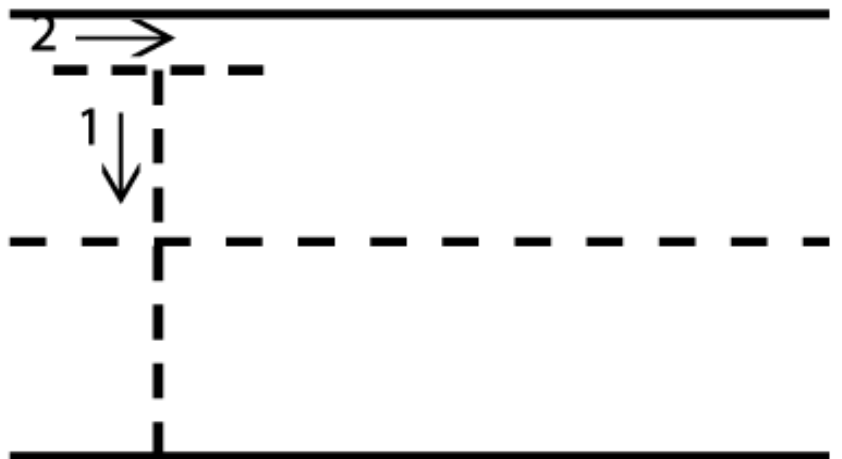
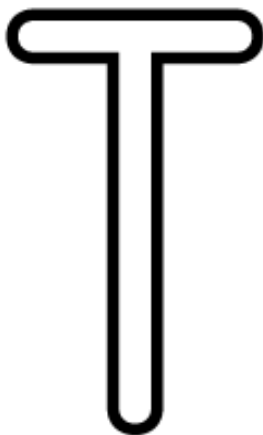


Tiger



Teacher



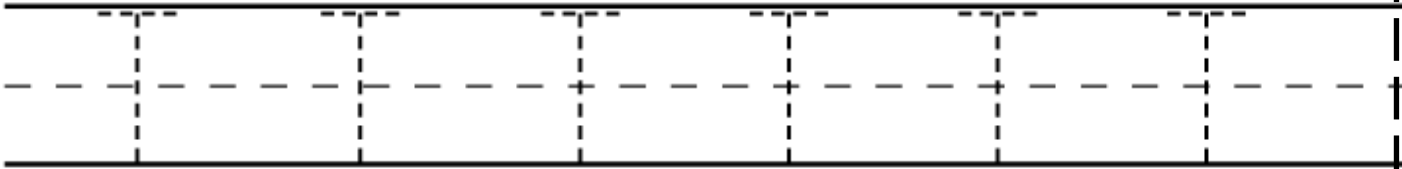
- Write and trace :



Learning Alphabet Letters

Letter : T t

- Trace and write:





1
2
3
4
Teddy Tiger Teacher



1
2
3
4
Teddy Tiger Teacher

- Circle the correct picture :


Tt



Ss






Tt



- Match the letter with the picture and write it :

Tt

Aa




.....

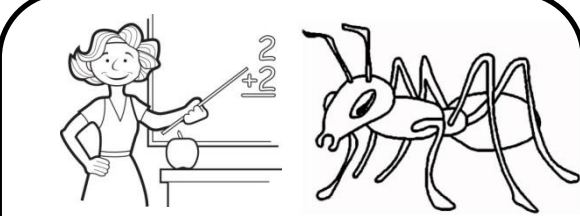
.....


.....


.....


• Circle the correct picture :


1- 
Tiger

2- 
Teacher


3- 
Teddy

4- 
Sand


5- 
Ant


6- 
Apple

• Circle the correct letter:


A / T


A / S


T / S


A / S

Number worksheets

3

Practice writing the number three

Practice printing the word three (3) by tracing word three bellow.

3 3 3 3 3

Three Three Three




Use empty space to print the word Three on your own.

- Trace the word:

Yellow

Yellow Yellow

Color the things that are **yellow**.




Learning Alphabet Letters

Letter : Pp

- Look , say and color:



Pen

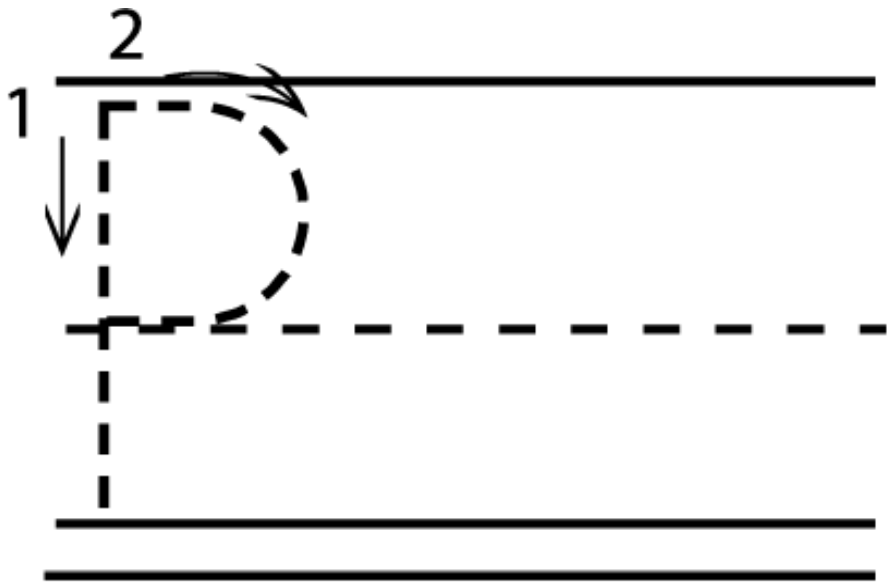


Pencil



Penguin



- Write and trace :



Learning Alphabet Letters

Letter : Pp

- Trace and write:





1
2
3
4
Pen Pencil Penguin




1
2
3
4
Pen Pencil Penguin

- Circle the correct picture :

Pp



Tt





Pp




Match the letter with the picture and write it :


Tt


Pp

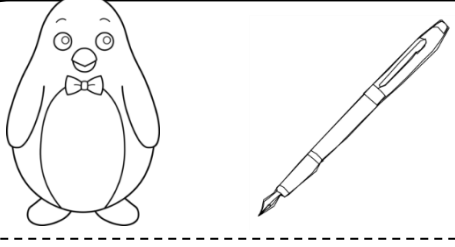



• Circle the correct picture :


1- 
Pencil

2- 
Teddy


3- 
Penguin


4- 
Pen


5- 
Sand


6- 
Sun

• Circle the correct letter:


P / T


T / S

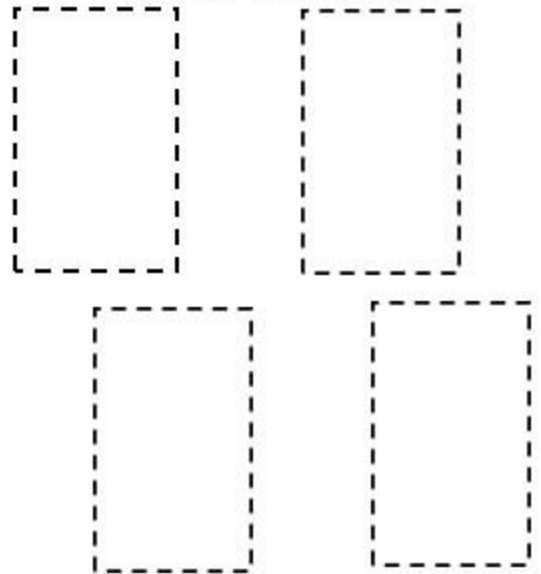


T / P


P / S

* Trace number 4 and write it:

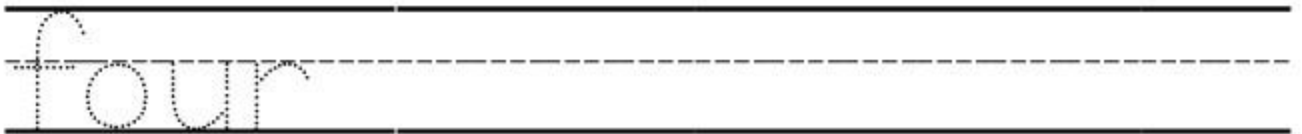

Trace the rectangles and color the four.

Color 4 dinosaurs.

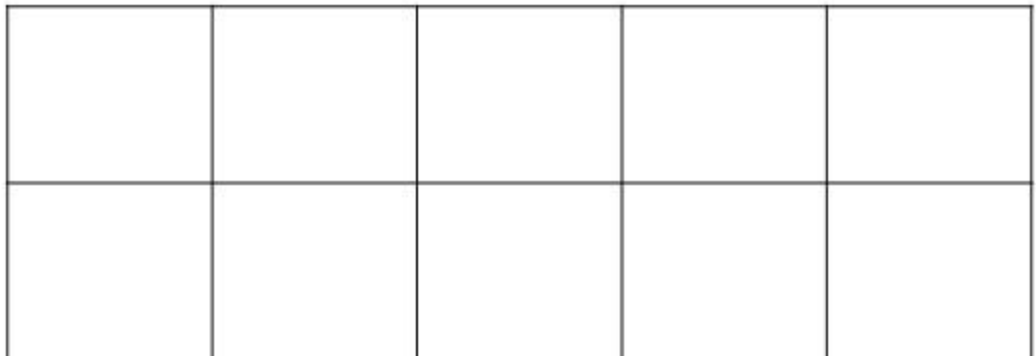


four

Trace and write.



Color 4 boxes in the ten frame yellow.



- Trace the word:

Green

Green Green


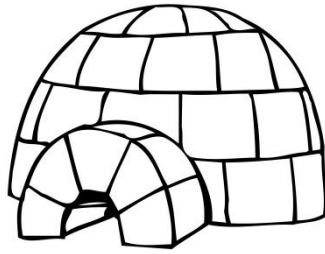

Color the things that are **green**.



Learning Alphabet Letters

Letter : I i

- Look , say and color:



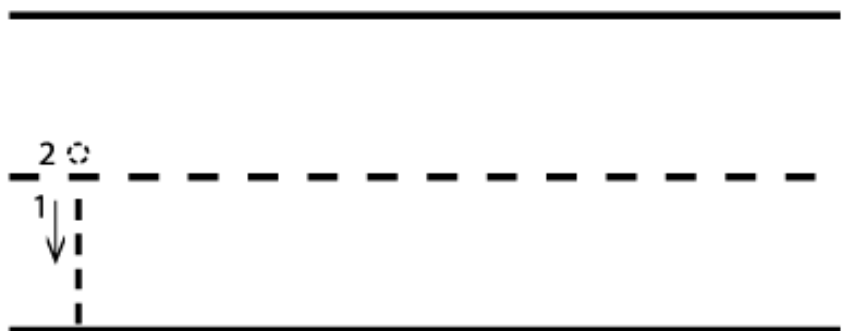
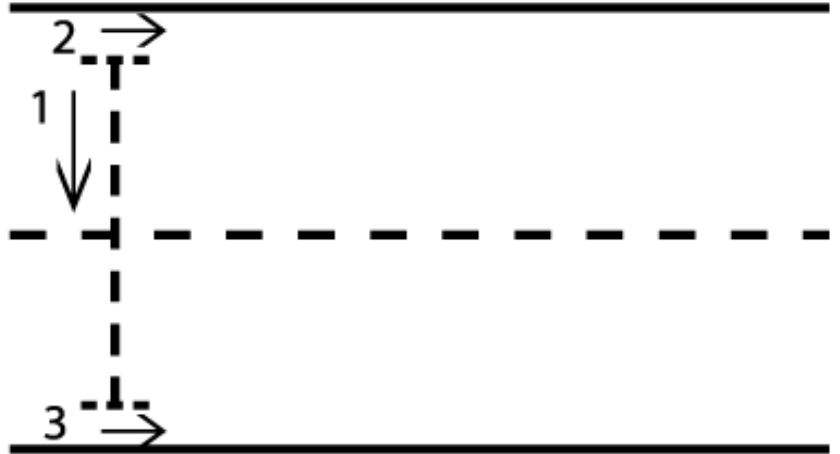
Iguana

Igloo

Insect

Ink


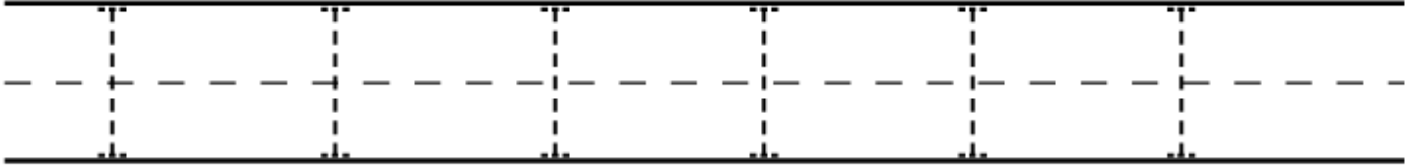
- Write and trace :



Learning Alphabet Letters

Letter : I i

- Trace and write:

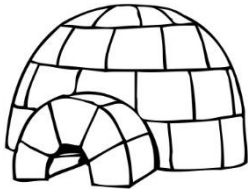


1
2 Iguana Igloo Insect Ink
3
4



1
2 Iguana Igloo Insect Ink
3
4

- Circle the correct picture :


li



li






Pp



- Match the letter with the picture and write it :

li

Pp







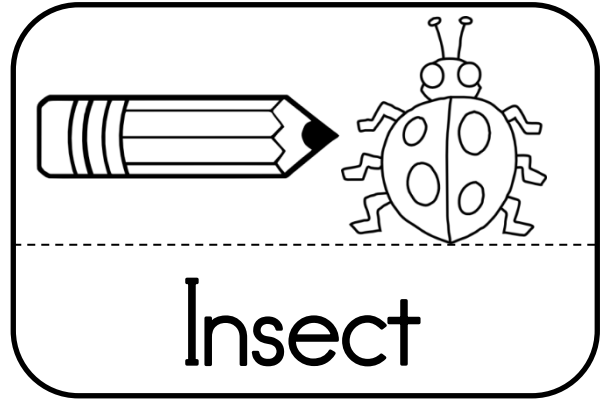

.....

.....





.....

.....

• Circle the correct picture :



• Circle the correct letter:



5

Number worksheets

Practice writing the number five

Practice printing the word five (5) by tracing word five bellow.

5 5 5 5 5

Five Five Five

Use empty space to print the word five on your own.

Learning Alphabet Letters

Letter : Nn

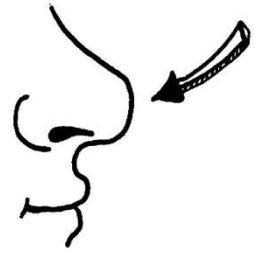
- Look , say and color:



Nut

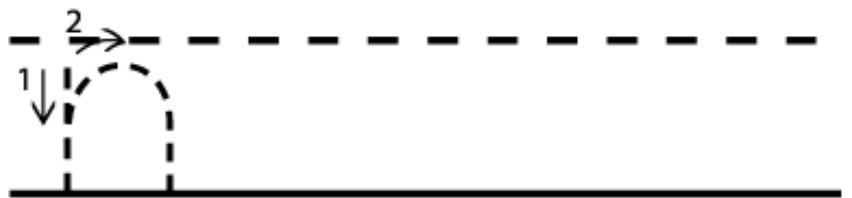
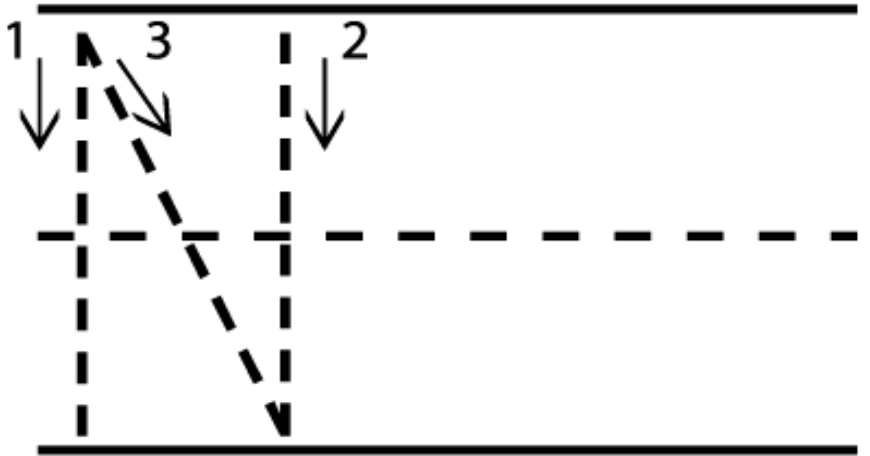


Nest



Nose

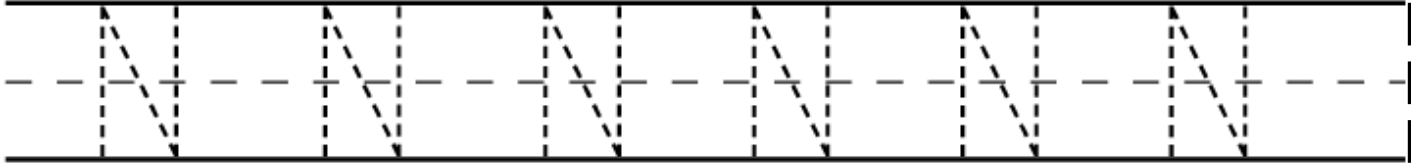
- Write and trace :



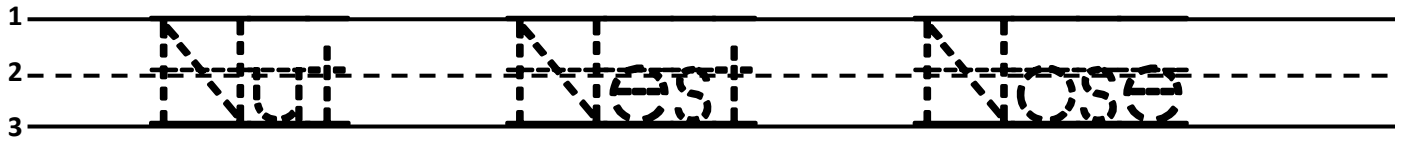
Learning Alphabet Letters

Letter : Nn

- Trace and write:





1
2
3
4
Nut Nest Nose


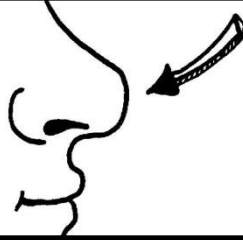


- Circle the correct picture :

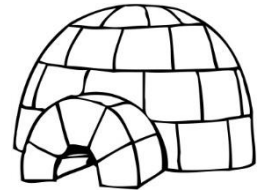
Nn



Nn



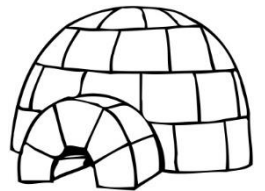

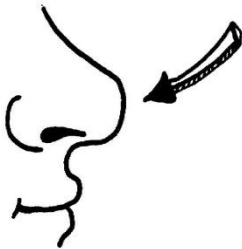
li



- Match the letter with the picture and write it :

Nn

li







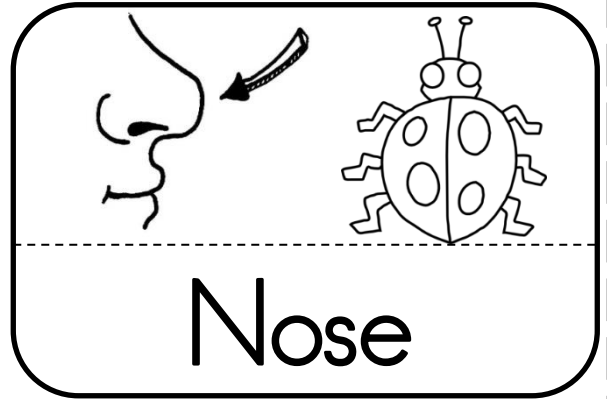

.....

.....

.....

.....

• Circle the correct picture :



• Circle the correct letter:



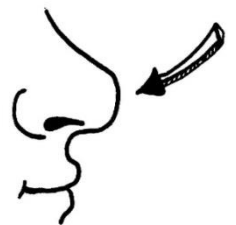
I / T



N / I




T / N



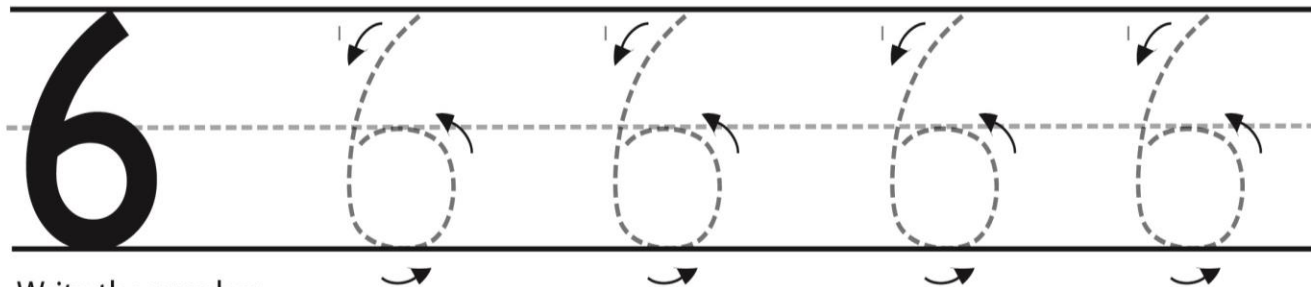
P / N

* Trace number 6 and write it:


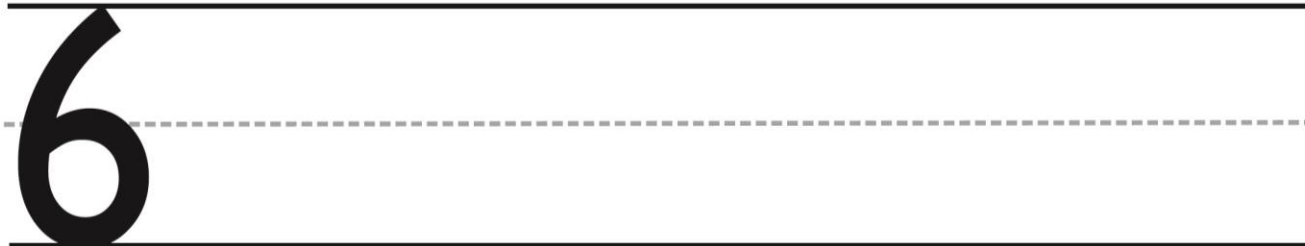


Color the number 6 and six dinosaurs.

Trace the number.



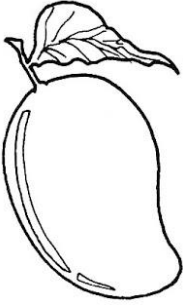
Write the number.



Learning Alphabet Letters

Letter : Mm

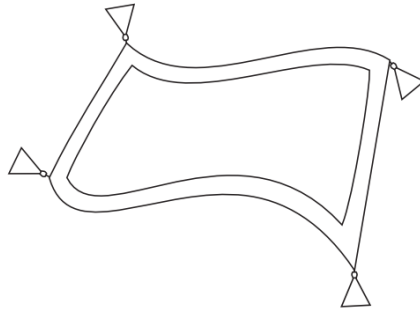
- Look , say and color:



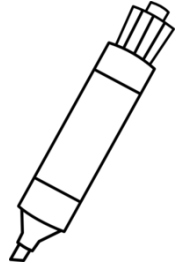
Mango



Mum


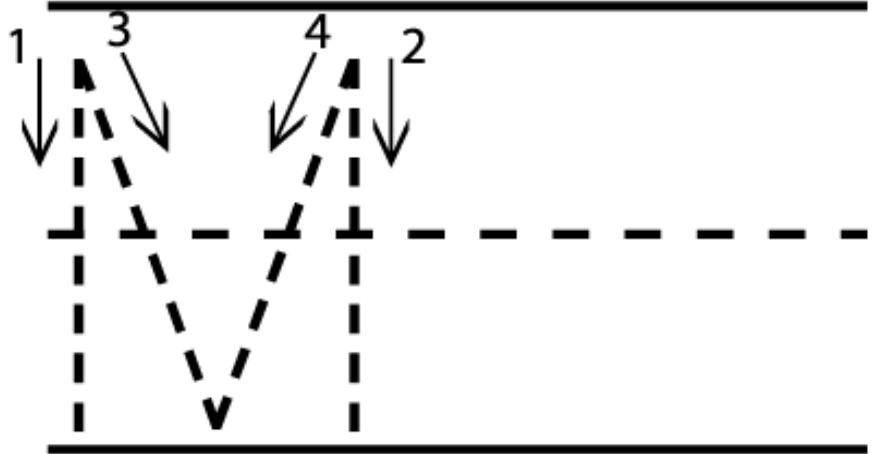


Mat



Marker

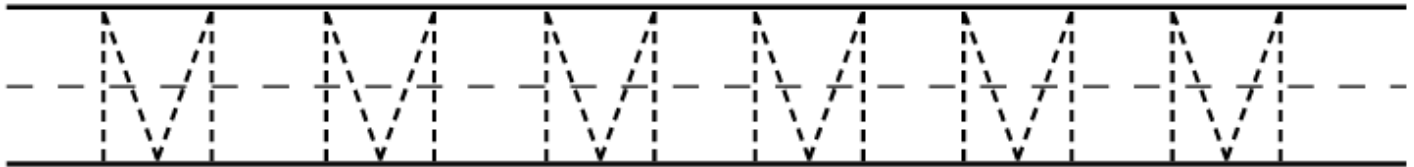
- Write and trace :



Learning Alphabet Letters

Letter : Mm

- Trace and write:

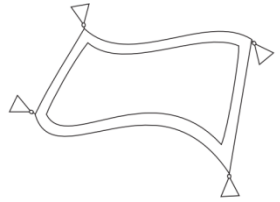
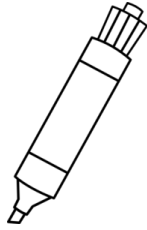


1
2
3
4
Mango Mum Mat



1
2
3
4
Mango Mum Mat

- Circle the correct picture :

Mm



Nn



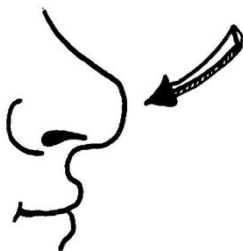
Mm



- Match the letter with the picture and write it :

Mm

Nn




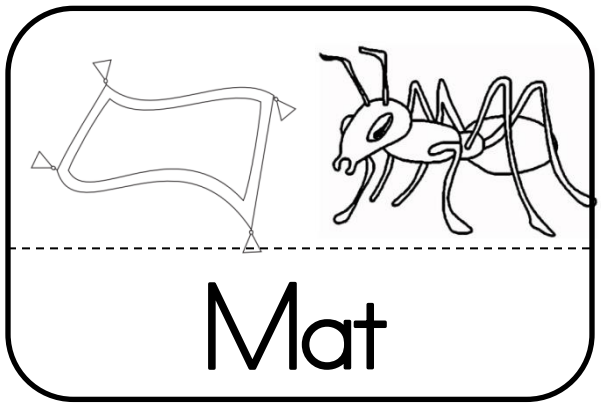



.....

.....

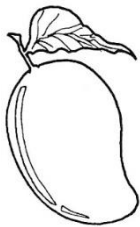
.....

.....

• Circle the correct picture :



• Circle the correct letter:



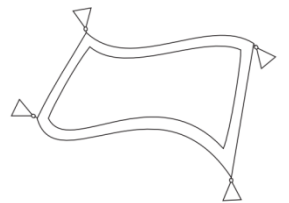
M / T



N / I

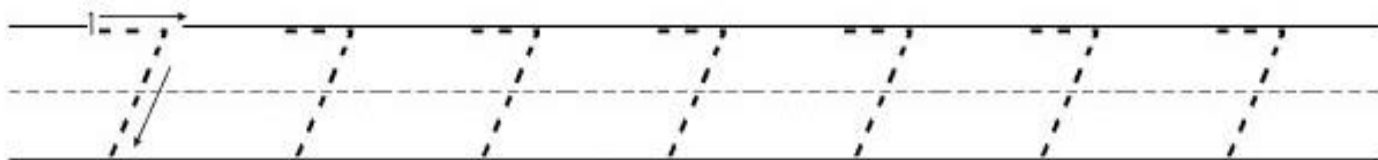


T / M



M / N

* Trace number 7 and write it:




Write the number seven several times.



Trace the sentence.

I see seven turtles.




www.sightwordsgame.com

- Trace the word:

Black

Black Black

Color the things that are **black**.




- Trace the word:

White

White White


Color or circle the things that are **white**.



Learning Alphabet Letters

Letter : Dd

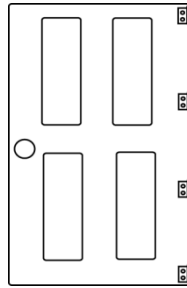
- Look , say and color:



Duck



Desk

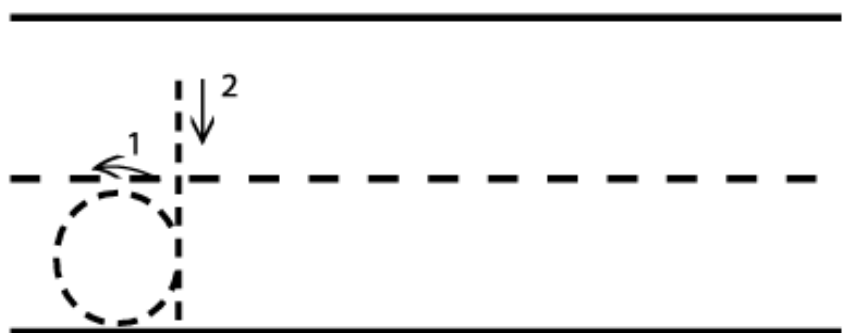
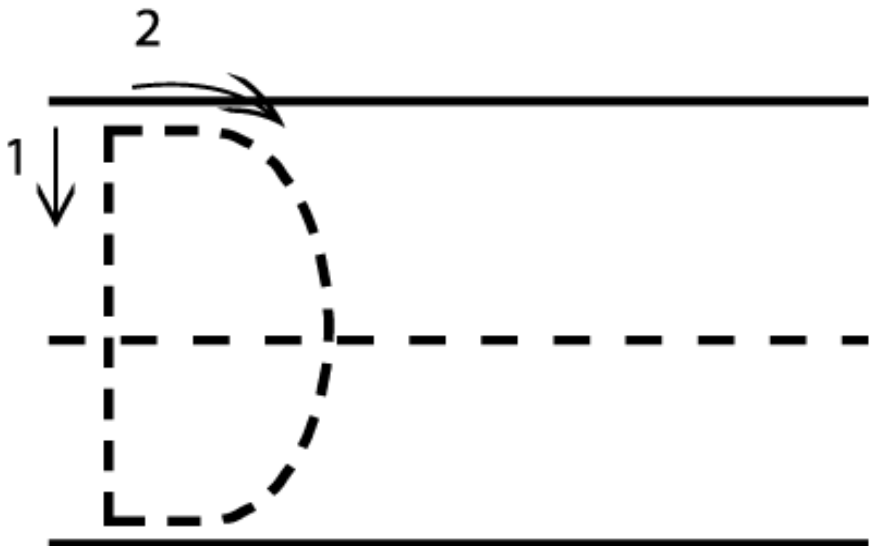


Door



Doll

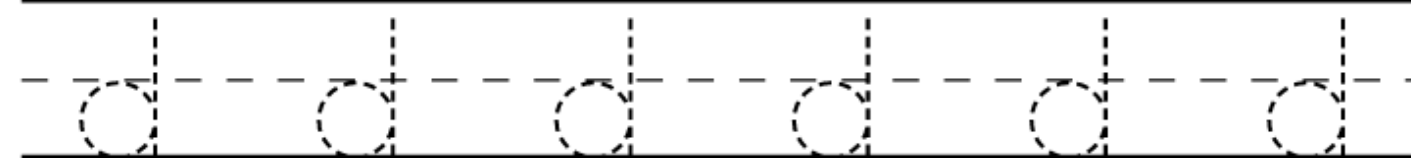
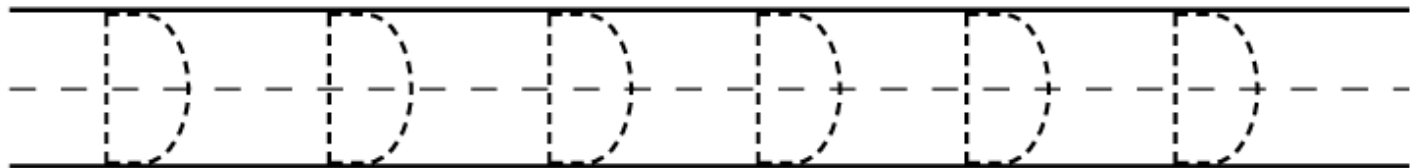
- Write and trace :



Learning Alphabet Letters

Letter : Dd

- Trace and write:



1 Duck Desk Door Doll
2
3


1 Duck Desk Door Doll
2
3

- Circle the correct picture :


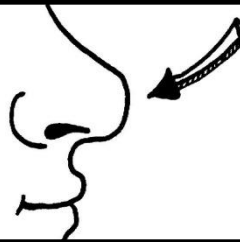
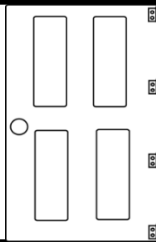
Dd



Mm




Dd



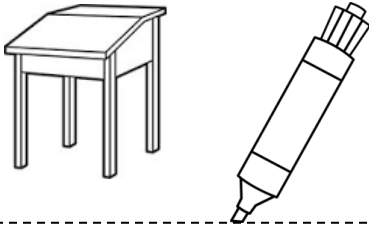
- Match the letter with the picture and write it :


Dd

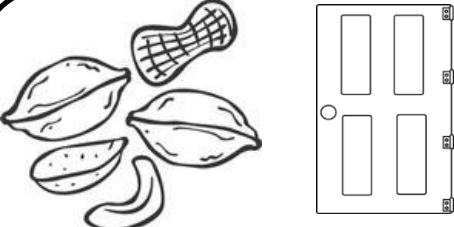
Mm

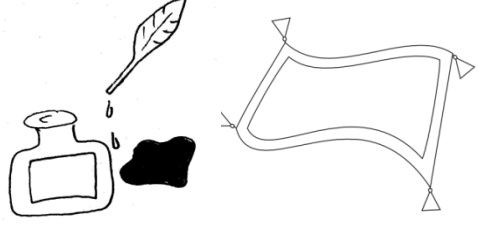


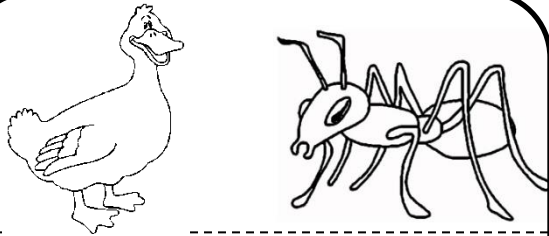
• Circle the correct picture :


1- 
Desk

2- 
Doll

3- 
Door


4- 
Mat


5- 
Duck


6- 
Iguana

• Circle the correct letter:


S / D


N / T


T / D

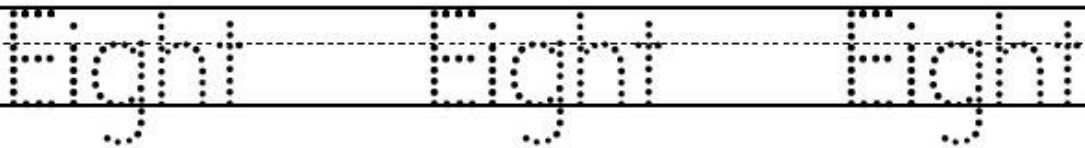
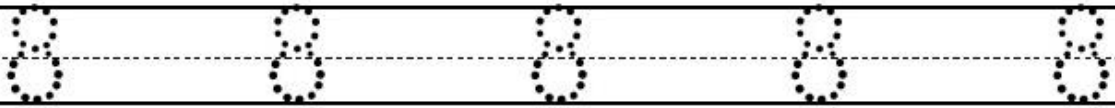

M / D



Number worksheets

Practice writing the number eight

Practice printing the word eight (8) by tracing word eight bellow.








Use empty space to print the word eight on your own.

Four sets of empty handwriting lines (top solid, middle dashed, bottom solid) for independent practice.

- Count the spots on each picture and match with the correct number


8
6
3
2
5

	3
	
	
	
	


Learning Alphabet Letters

Letter : Gg


- Look , say and color:



Gorilla



Goat

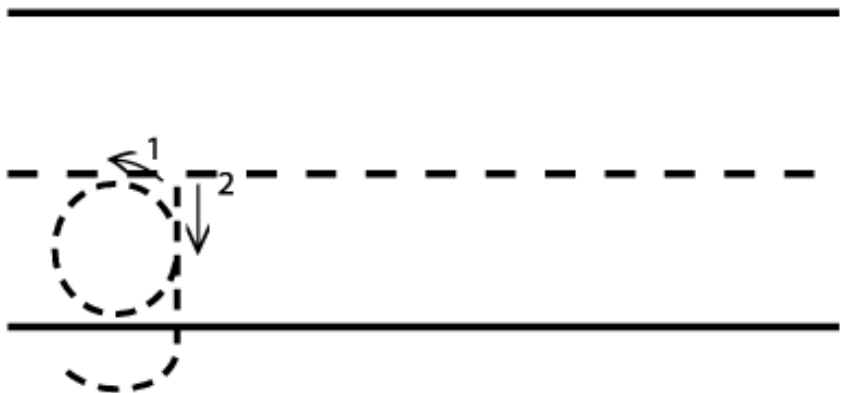
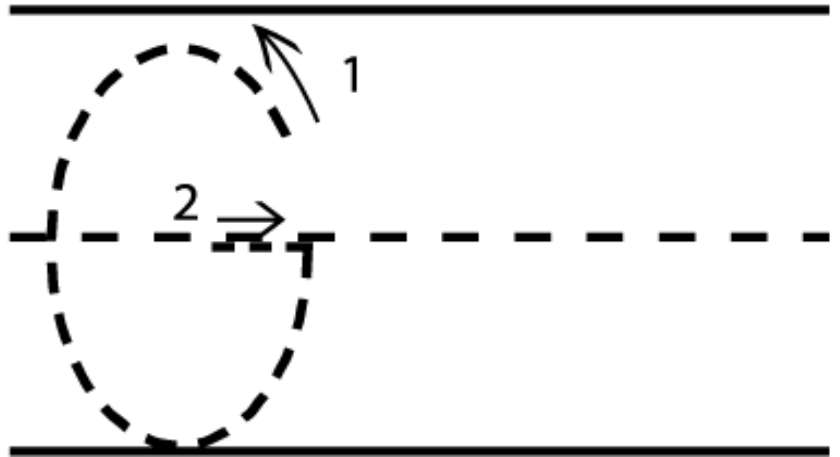


Gift



Girl

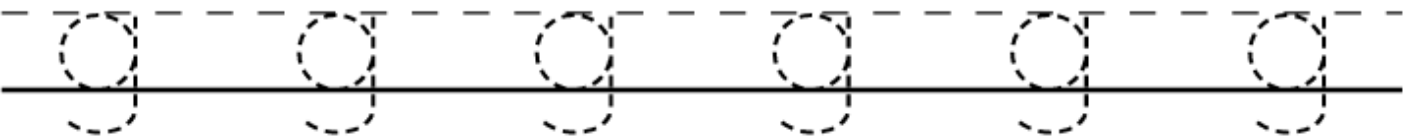
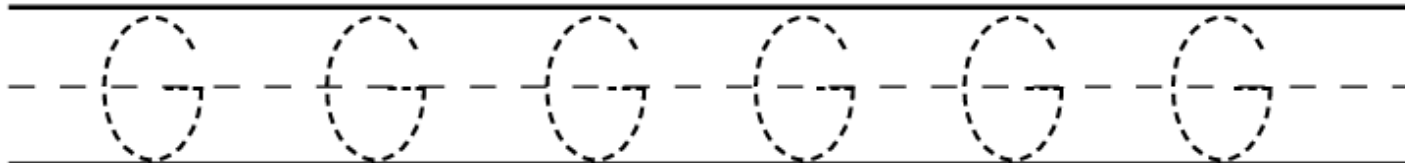
- Write and trace :



Learning Alphabet Letters

Letter : Gg

- Trace and write:

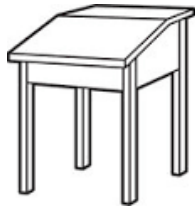


1
2 Gorilla Goat Gift
3
4


1
2 Gorilla Goat Gift
3
4

- Circle the correct picture :


Dd



Gg





Gg




- Match the letter with the picture and write it :


Gg


Dd





• Circle the correct picture :

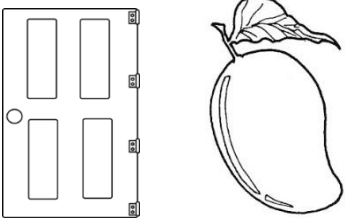
1- 
Gift

2- 
Doll


3- 
Goat

4- 
Gorilla

5- 
Duck

6- 
Door

• Circle the correct letter:




S / G



N / I



G / D



G / D

9

Number worksheets

Practice writing the number nine


Practice printing the word nine (9) by tracing word nine bellow.

9 9 9 9 9

Nine Nine Nine

Use empty space to print the word Nine on your own.


• Count and Circle:



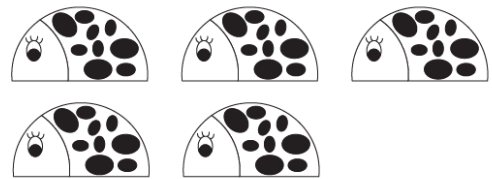
3 , 5




2 , 4




2 , 6




3 , 5



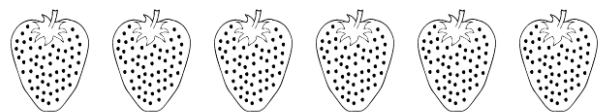
4 , 5



4 , 8



6 , 7



6 , 7

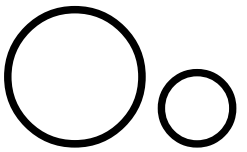


8 , 9

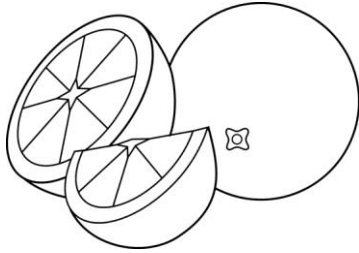


9 , 6


Learning Alphabet Letters

Letter : 


- Look , say and color:



Orange


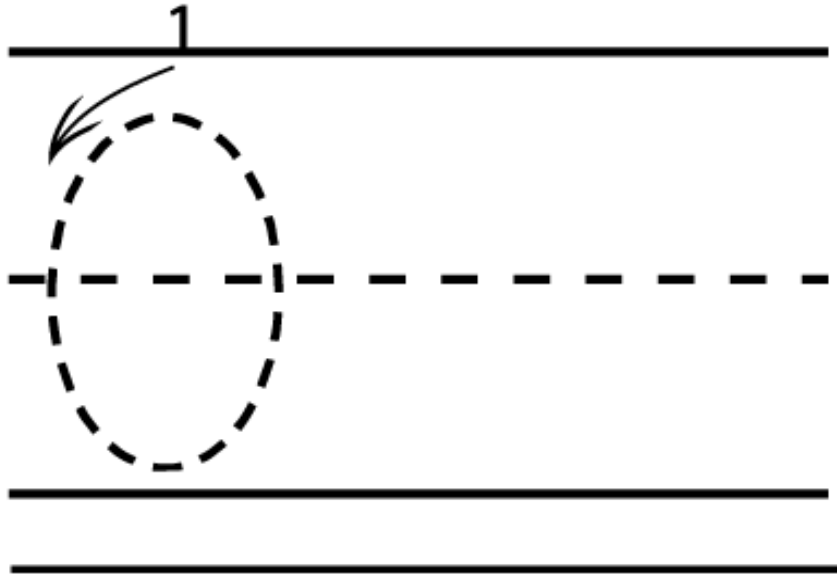
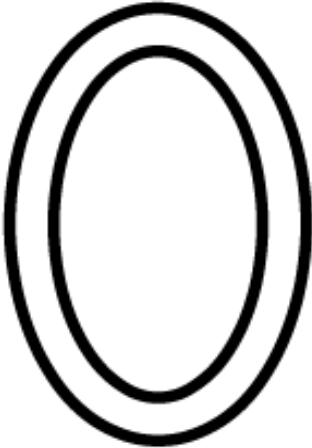


Octopus

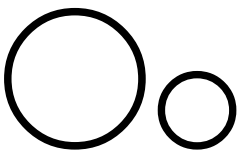


Olive

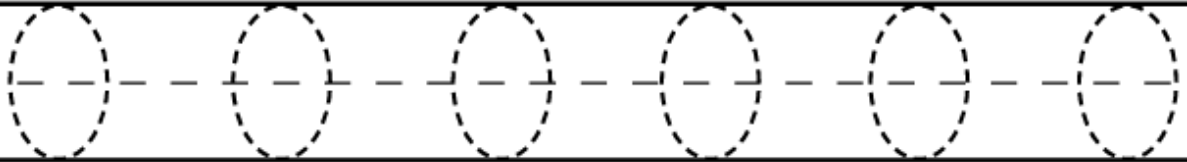
- Write and trace :



Learning Alphabet Letters

Letter : 

- Trace and write:

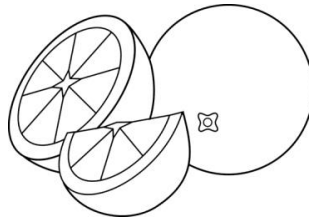


1
2 Orange Octopus Olive
3
4


1
2 Orange Octopus Olive
3
4

- Circle the correct picture :


Oo



Gg





Gg



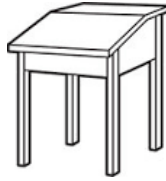

- Match the letter with the picture and write it :

Oo

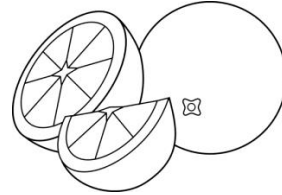
Gg




• Circle the correct picture :




1-
Octopus



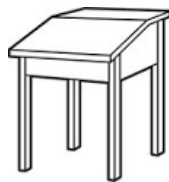

2-
Orange




3-
Olive



4-
Goat


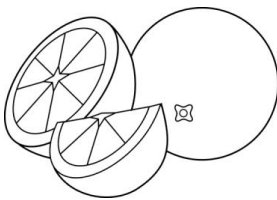


5-
Desk



6-
Insect

• Circle the correct letter:



S / O

G / I

O / D


O / D

- Trace the word:

Orange

Orange Orange





Color the things that are **orange**.



Learning Alphabet Letters

Letter : C c

- Look , say and color:



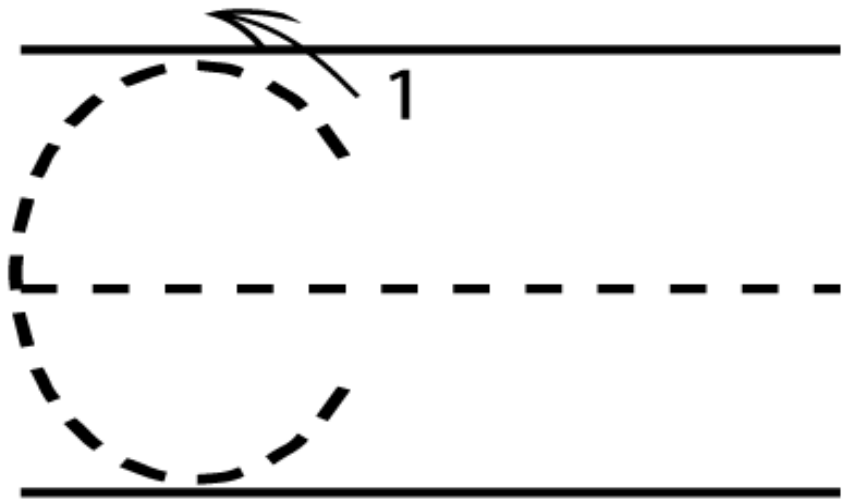
Camel

Cat

Cactus

Car

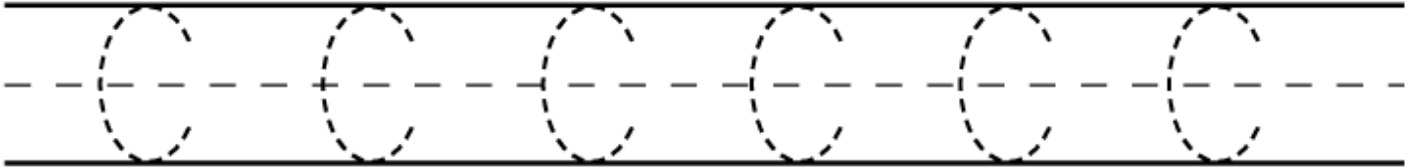
- Write and trace :



Learning Alphabet Letters

Letter : Cc

- Trace and write:





1 Camel Cat Cactus Car
2
3
4



1 Camel Cat Cactus Car
2
3
4

- Circle the correct picture :



Cc



Cc





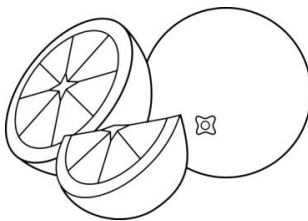
Oo




- Match the letter with the picture and write it :

Cc


Oo





• Circle the correct picture :




1- Camel



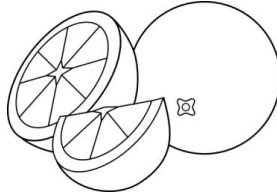
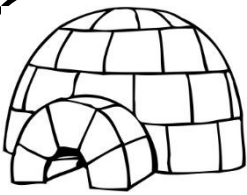
2- Cactus



3- Cat



4- Car






5- Orange



6- Olive

• Circle the correct letter:



S / C

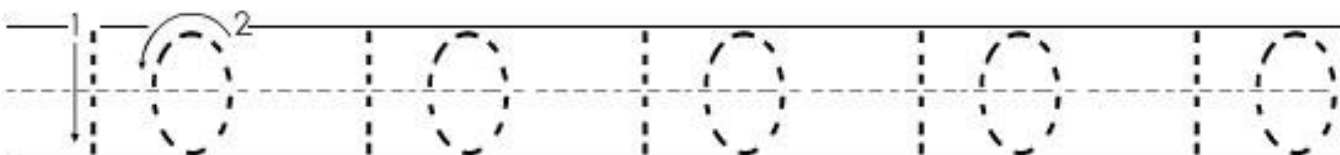
O / I

O / C

C / D

* Trace number 10 and write it:

Trace the number ten.




Write the number ten several times.

Blank handwriting lines for practicing writing the number ten.

Trace the sentence.

I see ten baseballs.



Learning Alphabet Letters

Letter : Kk


- Look , say and color:



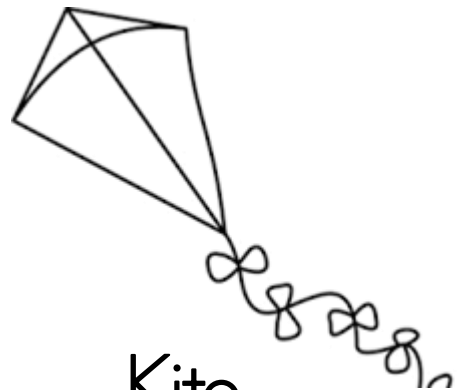
Kitten



Key


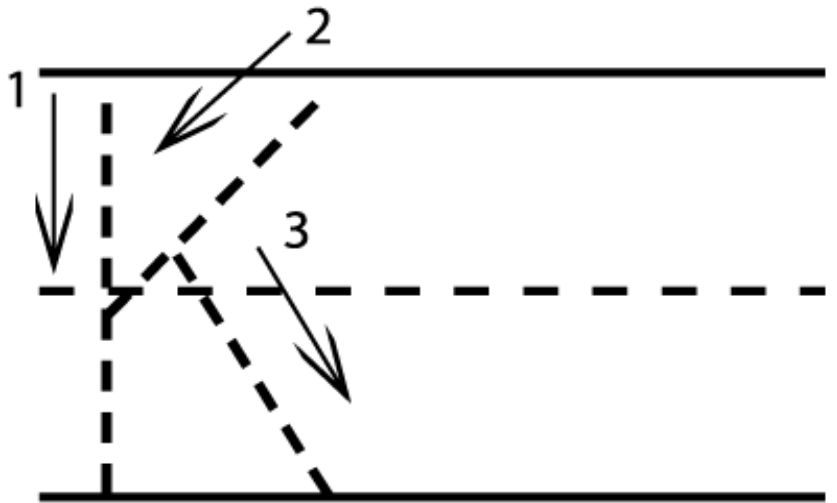



King



Kite

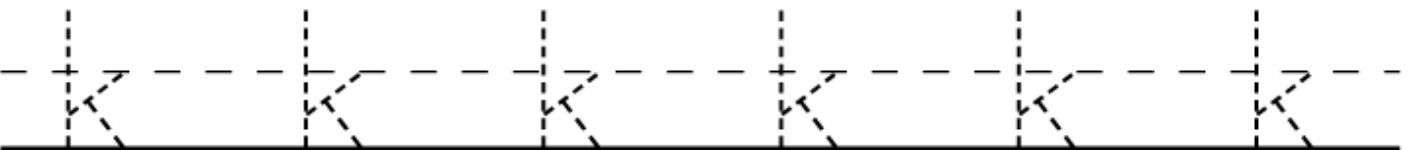
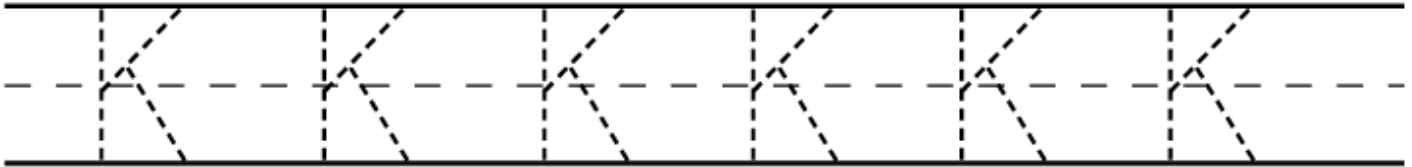
- Write and trace :



Learning Alphabet Letters

Letter : Kk

- Trace and write:

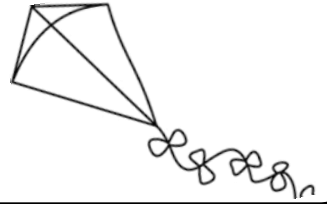




1
2
3
4
Kitten Key King Kite



1
2
3
4
Kitten key king kite

- Circle the correct picture :

Kk



Oo




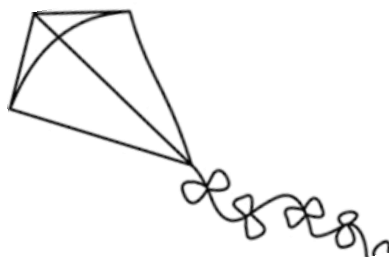
Kk



- Match the letter with the picture and write it :

Kk

Oo








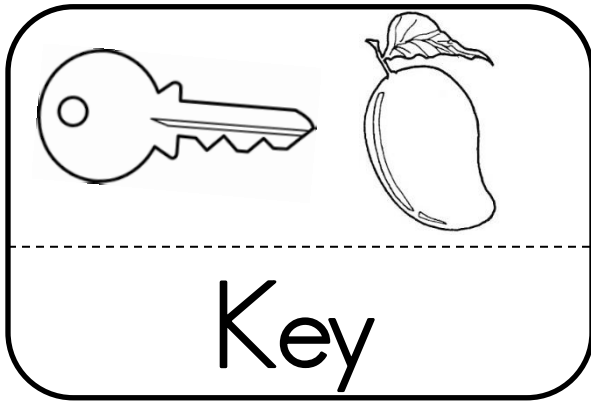
.....

.....

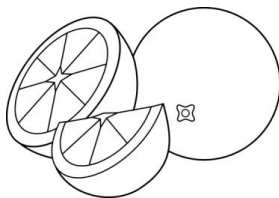
.....

.....

• Circle the correct picture :



• Circle the correct letter:



S / O



K / I



K / D




O / K

- Trace the word:

Brown

Brown Brown

Color the things that are **brown**.



11

Number worksheets

Practice writing the number Eleven

Practice printing the number and word eleven (11) by tracing word Eleven bellow.

11 11 11 11 11


Eleven Eleven Eleven

Use empty space to print the word Eleven on your own.

Learning Alphabet Letters

Letter : E e


- Look , say and color:



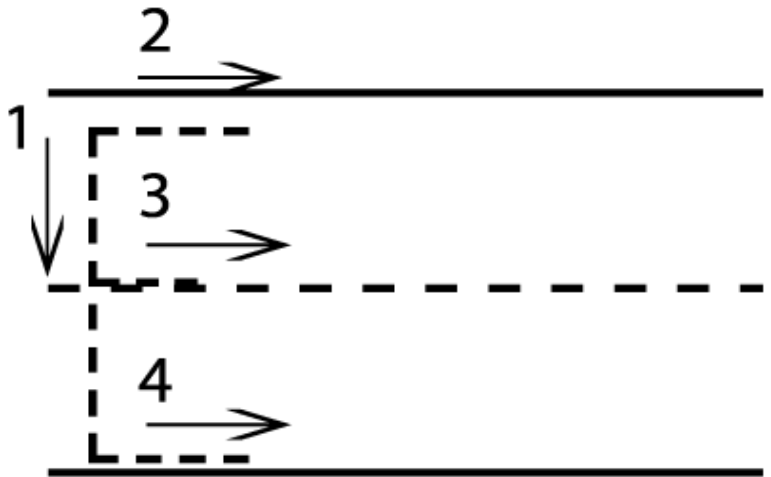
Elephant



Exit



Envelop



Learning Alphabet Letters

Letter : E e

- Trace and write:





1
2
3
4
Elephant Exit Envelop


1
2
3
4
Elephant Exit Envelop

- Circle the correct picture :


Ee



Ee





Kk



- Match the letter with the picture and write it :

Kk

Ee



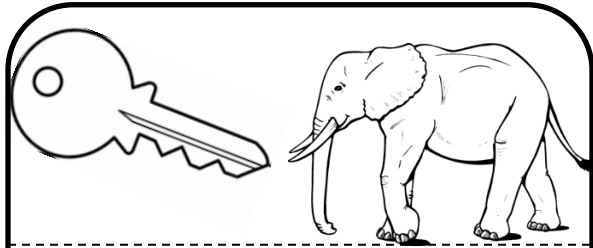
.....

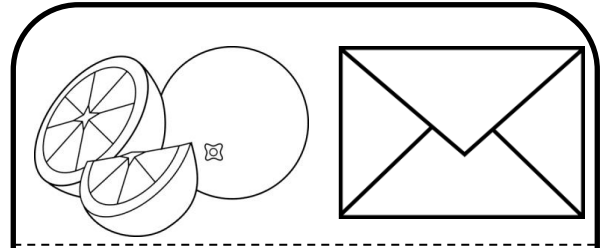
.....


.....


.....


• Circle the correct picture :


1- 
Elephant

2- 
Envelop


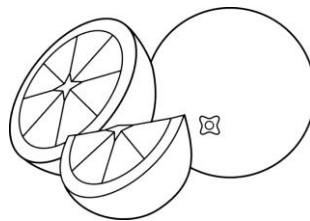

3- 
Exit

4- 
Kitten

3- 
key

4- 
Cactus

• Circle the correct letter:



S / E

E / T

K / O

A / E

Number worksheets

12

Practice writing the number twelve

Practice printing the number and word twelve (12) by tracing word bellow.

12 12 12 12 12


Twelve Twelve Twelve

Use empty space to print the word Twelve on your own.

Learning Alphabet Letters

Letter : Uu

- Look , say and color:



Up

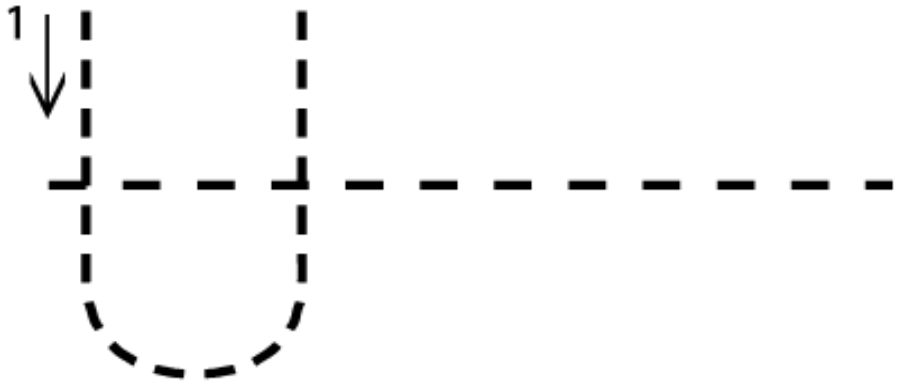
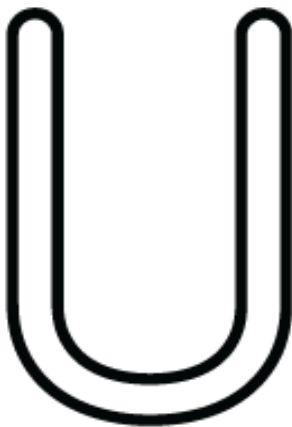


Umbrella



Under

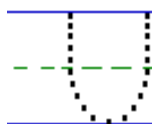
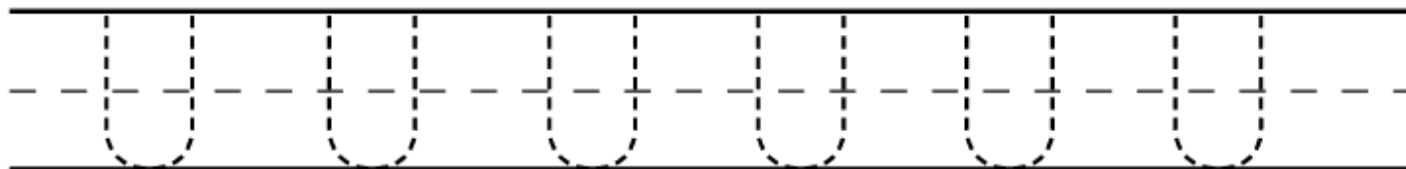
- Write and trace :



Learning Alphabet Letters

Letter : Uu

- Trace and write:




1
2
3
4
Up Umbrella Under

1
2
3
4
Up Umbrella Under

- Circle the correct picture :


Uu



Uu




Ee



- Match the letter with the picture and write it :

Uu

Ee









.....

.....


.....

.....

• Circle the correct picture :



• Circle the correct letter:



S / E

U / T

K / U

A / E

- Color the stars 1-10

