



United Arab Emirates  
Ministry of Education



Thomaï Alexiou, Nick Beare, Liz Kilby and Roberta Calderbank

# Bridge to Success

Activity Book  
Term 1



alManahj.com/ae

For Training Only

UNITED ARAB EMIRATES  
MINISTRY OF EDUCATION

الإمارات العربية المتحدة  
وزارة التربية والتعليم



Bridge to Success

Activity Book

Alexiou, Beare, Kilby and Calderbank

1

CAMBRIDGE



United Arab Emirates  
Ministry of Education



# Bridge to Success

Activity Book

1

[alManahj.com/ae](http://alManahj.com/ae)

For Training Only

UNITED ARAB EMIRATES  
MINISTRY OF EDUCATION



الإمارات العربية المتحدة  
وزارة التربية والتعليم

Term 1 material 2016

**CAMBRIDGE**  
UNIVERSITY PRESS

University Printing House, Cambridge CB2 8BS, United Kingdom

Cambridge University Press is part of the University of Cambridge.

It furthers the University's mission by disseminating knowledge in the pursuit of education, learning and research at the highest international levels of excellence.

© United Arab Emirates Ministry of Education 2016

This publication is in copyright. Subject to statutory exception and to the provisions of relevant collective licensing agreements, no reproduction of any part may take place without the written permission of Cambridge University Press.

First published 2016

Printed in the United Arab Emirates

ISBN XXXXXXXX Grade 1 Activity Book

Cambridge University Press has no responsibility for the persistence or accuracy of URLs for external or third-party internet websites referred to in this publication, and does not guarantee that any content on such websites is, or will remain, accurate or appropriate.

For Training Only  
alManahj.com/ae

UNITED ARAB EMIRATES  
MINISTRY OF EDUCATION



الإمارات العربية المتحدة  
وزارة التربية والتعليم

# Welcome to *Bridge to Success*

*Bridge to Success* is a twelve-grade course for learners of English as a second language (ESL). The twelve grades range from the beginning of cycle 1 to the end of cycle 3.

*Bridge to Success Grade 1* consists of nine thematic units of study, which include a range of activities, text types and objectives, split over three terms.

The materials reflect the following principles:

- **An Emirati focus, with an international perspective.** Specifically developed for young learners throughout the United Arab Emirates, the themes, situations and literature covered by *Bridge to Success* strive to reflect the Emirati context and encourage learners' curiosity about the wider world. This fosters respect and interest in other cultures and leads to awareness of global citizenship.
- **An enquiry-based, language-rich approach to learning.** *Bridge to Success* engages children as active, creative learners. As learners participate in a wide variety of curriculum-based activities, they simultaneously acquire content knowledge, develop critical thinking skills and practise English language and literacy. The materials incorporate a 'learning to learn' approach, helping children acquire skills and strategies that will help them approach new learning situations with confidence.

- **English for educational success.** To meet the challenges of the future, children need to develop facility with both conversational and academic English. From the earliest stage, *Bridge to Success* addresses both these competencies. *Bridge to Success* presents authentic listening and reading texts, writing tasks, and end-of-unit projects similar to those learners might encounter in English-medium and international schools.

This Activity Book provides additional support, reinforcement and practice to the Learner's Book. Comprehensive support for teachers is provided in the Teacher's Guide.

The following icons are used in this Activity Book:

- 1 pre-recorded listening activity
- 21st links to 21st Century Themes and/or Skills

We hope that you and your learners will enjoy using these materials as much as we enjoyed developing them for you.

The *Bridge to Success* team



الإمارات العربية المتحدة  
وزارة التربية والتعليم



# Table of contents

Introduction 1

Unit 1 Hello	
Lesson 1	Hello 4
Lesson 2	Directionality 5
Lesson 3	My colours 6
Lesson 4	My shapes 7
Lesson 5	My letters 8
Lesson 6	My numbers 9
Lesson 7	My English 10
Lesson 9	My colours 11
Lesson 10	My shapes 12
Lesson 11	My letters 13
Lesson 12	My numbers 14
Lesson 13	My English 15
Lesson 15	My letters 16
Lesson 16	My numbers 17
Lesson 17	My English 18-19
Lesson 18	My storytime 20
Lesson 19	Goodbye 21

Unit 2 Our classroom	
Lesson 1	Classroom things 22
Lesson 2	My Alphabet 23
Lesson 3	My colours 24
Lesson 4	My shapes 25
Lesson 5	My letters 26
Lesson 6	My numbers 27
Lesson 7	My English 28
Lesson 9	My colours 29
Lesson 10	My shapes 30
Lesson 11	My letters 31
Lesson 12	My numbers 32
Lesson 13	My English 33
Lesson 15	My letters 34
Lesson 16	My numbers 35
Lesson 17	My English 36
Lesson 18	My storytime 37
Lesson 19	Goodbye 38



**Unit 3 Me and my family**

<b>Lesson 1</b>	Me and my family	39
<b>Lesson 2</b>	My colours	40
<b>Lesson 3</b>	My shapes	41
<b>Lesson 4</b>	My letters	42
<b>Lesson 5</b>	My numbers	43
<b>Lesson 6</b>	My English	44
<b>Lesson 8</b>	My colours	45
<b>Lesson 9</b>	My shapes	46
<b>Lesson 10</b>	My letters	47
<b>Lesson 11</b>	My numbers	48
<b>Lesson 12</b>	My English	49
<b>Lesson 13</b>	My letters	50
<b>Lesson 14</b>	My numbers	51
<b>Lesson 15</b>	My letters	52
<b>Lesson 16</b>	My numbers	53
<b>Lesson 17</b>	My English	54
<b>Lesson 18</b>	My storytime	55
<b>Lesson 19</b>	Goodbye	56

**Unit 4 My toys**

<b>Lesson 1</b>	Look at the toys!	57
<b>Lesson 2</b>	My colours	58
<b>Lesson 3</b>	My shapes	59
<b>Lesson 4</b>	My letters	60
<b>Lesson 5</b>	My numbers	61
<b>Lesson 6</b>	My English	62
<b>Lesson 7</b>	My words	63
<b>Lesson 8</b>	My letters	64
<b>Lesson 9</b>	My colour	65
<b>Lesson 10</b>	My letters	66
<b>Lesson 11</b>	My numbers	67
<b>Lesson 12</b>	My English	68
<b>Lesson 14</b>	My letters	69
<b>Lesson 15</b>	My numbers	70
<b>Lesson 16</b>	My letters	71
<b>Lesson 17</b>	My English	72
<b>Lesson 18</b>	My storytime	73
<b>Lesson 19</b>	Goodbye	74

UNITED ARAB EMIRATES  
MINISTRY OF EDUCATIONالإمارات العربية المتحدة  
وزارة التربية والتعليم

Unit  
**1**

# Hello!

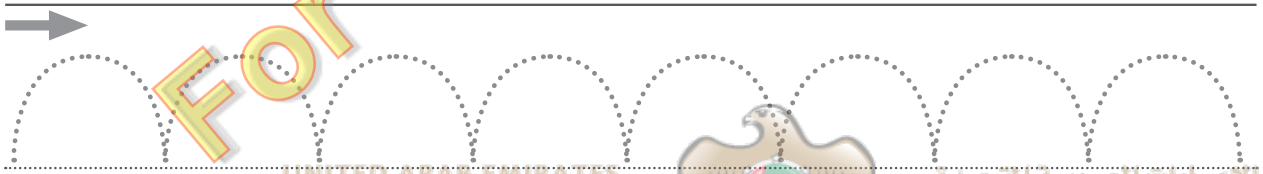

Lesson 1 Hello

1 Join the dots. Then colour.



## Lesson 2 Directionality


1 Trace, then copy.



UNITED ARAB EMIRATES  
MINISTRY OF EDUCATION




الإمارات العربية المتحدة  
وزارة التربية والتعليم



## Lesson 3 My colours

1 Colour blue.



[alManahj.com/ae](http://alManahj.com/ae)

UNITED ARAB EMIRATES  
MINISTRY OF EDUCATION



الإمارات العربية المتحدة  
وزارة التربية والتعليم




## Lesson 4 My shapes

1 Follow the lines and trace.



2 Now colour the circles.

3 Find the circles. Then colour.



# Lesson 5 My letters




Ss

1 Trace and write.


Three sets of handwriting practice lines. Each set includes a pencil icon with an arrow indicating the stroke direction and a row of dotted letters 's' for tracing. A large watermark 'For Training Only' is overlaid diagonally across the page.

2 Colour.

UNITED ARAB EMIRATES  
MINISTRY OF EDUCATION

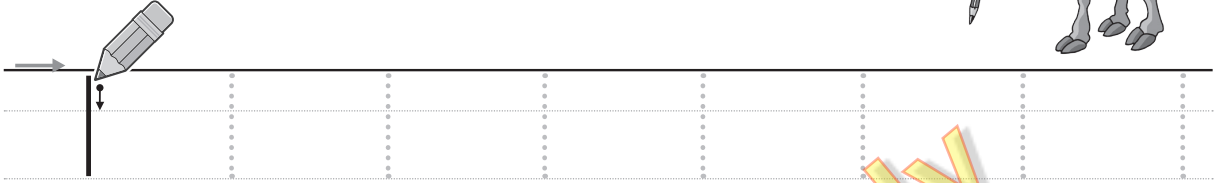



الإمارات العربية المتحدة  
وزارة التربية والتعليم



## Lesson 6 My numbers

1 Trace and write.



[alManahj.com/ae](http://alManahj.com/ae)

2 Colour 1 sun or 1 circle.

UNITED ARAB EMIRATES  
MINISTRY OF EDUCATION




الإمارات العربية المتحدة  
وزارة التربية والتعليم



# Lesson 7 My English

1 Trace and write.




Three sets of handwriting practice lines. Each set consists of a top solid line, a middle dashed line, and a bottom solid line. The first set shows a pencil icon with an arrow pointing right, followed by a dashed 's' with a curved arrow indicating the stroke direction, and then several dotted 's' characters for tracing. The second and third sets follow the same pattern. A large diagonal watermark 'For Training Only' is overlaid across the page, and the URL 'alManahj.com/ae' is visible in green text.

2 Look and listen. Then circle the s words.

A collection of images for a listening exercise. On the left is a simple line drawing of a boy. In the center is a sun with rays. To the right is the coat of arms of the United Arab Emirates, featuring a falcon with a shield on its chest and the UAE flag colors. Further right is the logo of the Ministry of Education in Arabic: 'الإمارات المتحدة' and 'وزارة التربية والتعليم'. Below these are a drawing of a girl in a traditional dress, a drawing of a shovel digging in a sandpit with a star on the sand, and a drawing of a large, wavy splash of water.


## Lesson 9 My colours

1 Colour red.



For Training Only

alManahj.com/ae



UNITED ARAB EMIRATES  
MINISTRY OF EDUCATION

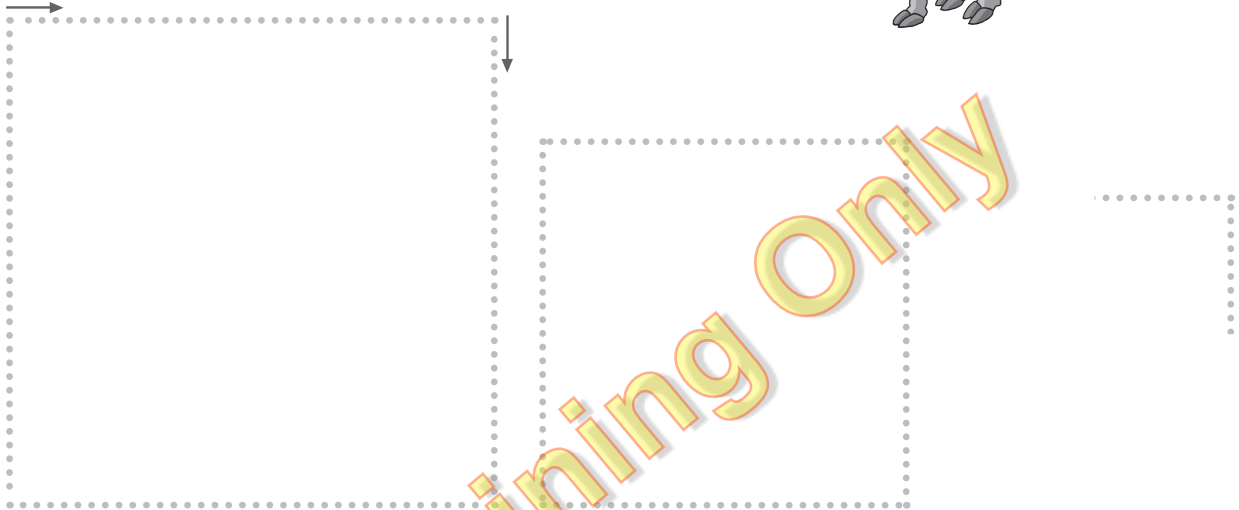
الإمارات العربية المتحدة  
وزارة التربية والتعليم






## Lesson 10 My shapes

1 Follow the lines, draw and colour.




[alManahj.com/ae](http://alManahj.com/ae)

2 Find the squares. Then colour.



# Lesson 11 My letters





Aa

1 Trace and write.

Tracing practice for the letter 'a' and 'A'. The first row shows a pencil writing a dotted 'a' on a three-line grid, followed by several more dotted 'a's. The second row shows a pencil writing a dotted 'A' on a three-line grid, followed by several more dotted 'A's. A large watermark 'For Training Only' is overlaid diagonally across the page, and the URL 'alManahj.com/ae' is written in green across the middle.



2 Colour.



UNITED ARAB EMIRATES  
MINISTRY OF EDUCATION

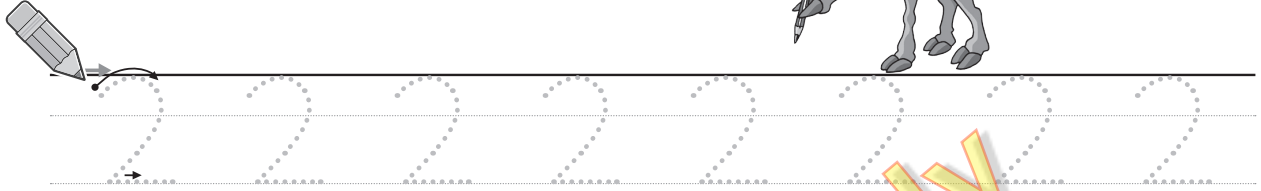

الإمارات العربية المتحدة  
وزارة التربية والتعليم

3 Look and circle.



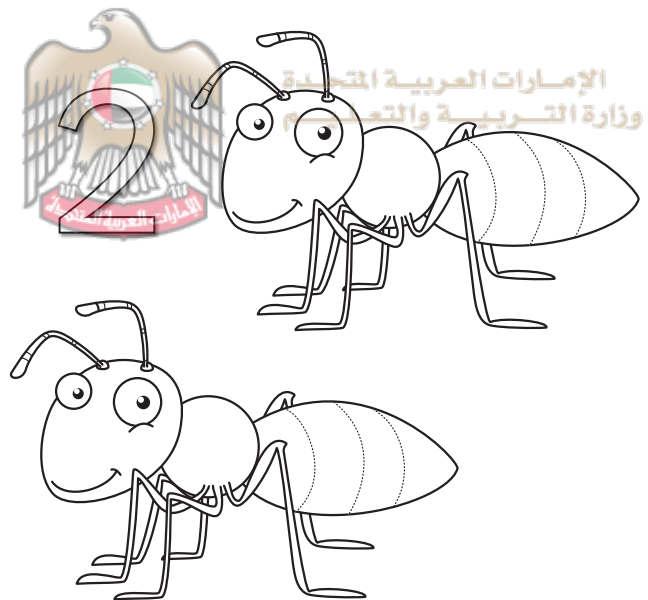

## Lesson 12 My numbers

1 Trace and write.



[alManahj.com/ae](http://alManahj.com/ae)

2 Colour.



UNITED ARAB EMIRATES  
MINISTRY OF EDUCATION




الإمارات العربية المتحدة  
وزارة التربية والتعليم

# Lesson 13 My English



3 1 Listen and colour.



red



blue



2 Circle the odd one out. Then colour.




UNITED ARAB EMIRATES  
MINISTRY OF EDUCATION



الإمارات العربية المتحدة  
وزارة التربية والتعليم



# Lesson 15 My letters



Tt

1 Trace and write.

Tracing practice for the letter 't'. It consists of three rows of handwriting lines. Each row starts with a pencil icon and a dotted 't' with arrows showing stroke direction. The first row contains seven dotted 't's for tracing. The second row contains one dotted 't' followed by empty space. The third row contains one dotted 't' followed by empty space. A large watermark 'For Training Only' is overlaid diagonally across the page.

2 Colour.






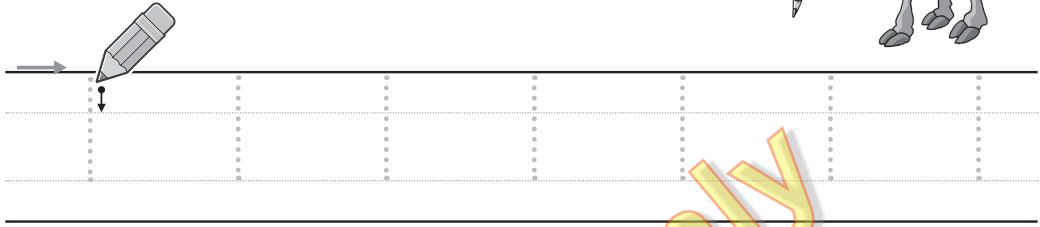

UNITED ARAB EMIRATES  
MINISTRY OF EDUCATION

الإمارات العربية المتحدة  
وزارة التربية والتعليم



# Lesson 16 My numbers

1 Count, write and colour.



alManahj.com/ae

For Training Only


UNITED ARAB EMIRATES  
MINISTRY OF EDUCATION





الإمارات العربية المتحدة  
وزارة التربية والتعليم



# Lesson 17 My English




1 Circle.

















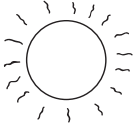





UNITED ARAB EMIRATES  
MINISTRY OF EDUCATION

الإمارات العربية المتحدة  
وزارة التربية والتعليم

2 Follow the mazes.



3 Complete.




## Lesson 18 My storytime



- 4 1 Listen to the story and number the pictures.

Look! The sun is shining!  
The tiger is swimming in the sea  
and the ant is walking on the sand.  
Fun in the sun!




UNITED ARAB EMIRATES  
MINISTRY OF EDUCATION

الإمارات العربية المتحدة  
وزارة التربية والتعليم

- 2 Colour the pictures!

# Lesson 19 Goodbye



1 Write.

Handwriting practice section with three rows of lines. The first row shows a pencil icon and a dotted line for the number 1. The second row shows a pencil icon and dotted lines for the number 2. The third row shows a pencil icon and dotted lines for the number 3. A large watermark 'alManahj.com/ae' is overlaid on the page.

2 Find the odd one out.

Illustrations for a 'Find the odd one out' activity. The first group contains five camels. The second group contains four ants, with one ant in a cage and Arabic text 'الإمارات العربية المتحدة وزارة التربية والتعليم' and 'مكتب العربية المتقدمة' nearby. The third group contains four tigers. The fourth group contains four donkeys, with one wearing a hat.



Unit

2

# Our classroom


## Lesson 1 Classroom things

1 Join the dots. Then colour.




alManahj.com/ae

2 Count and colour.



## Lesson 2 My Alphabet


1 Trace, then copy.



For training only

alManahj.com/ae

UNITED ARAB EMIRATES  
MINISTRY OF EDUCATION



الإمارات العربية المتحدة  
وزارة التربية والتعليم

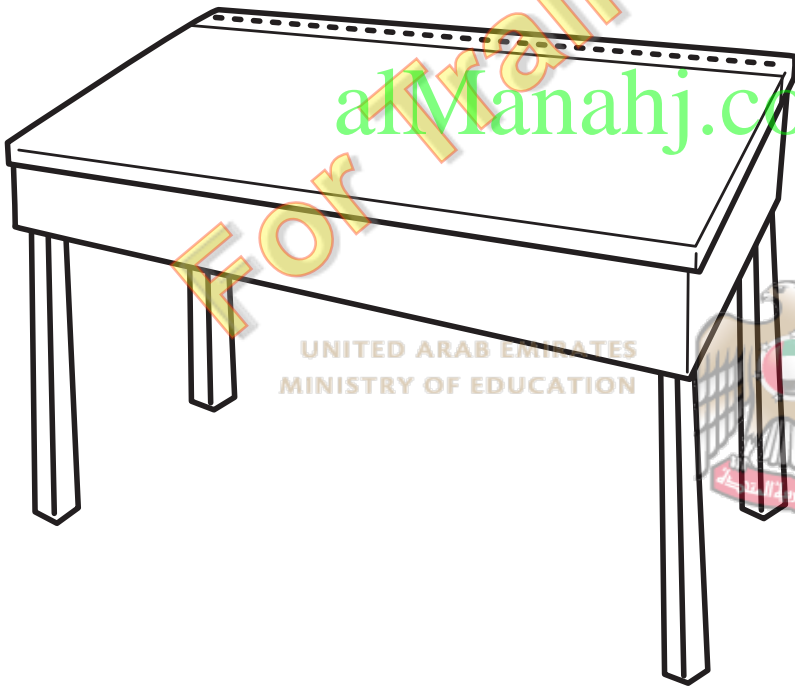

2 Copy.

Handwriting practice area with a scalloped border and four horizontal lines for copying.



## Lesson 3 My colours

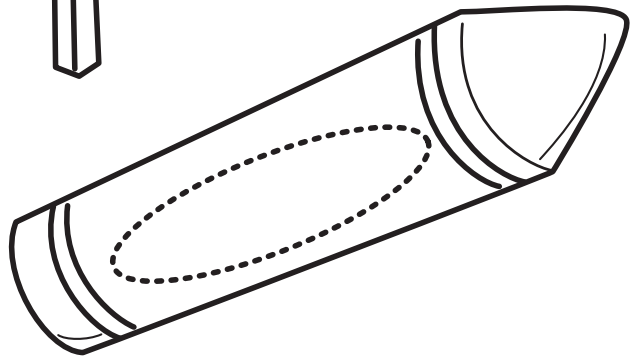
1 Colour yellow.



UNITED ARAB EMIRATES  
MINISTRY OF EDUCATION




الإمارات العربية المتحدة  
وزارة التربية والتعليم



## Lesson 4 My shapes


1 Follow the lines and trace.




[alManahj.com/ae](http://alManahj.com/ae)

2 Now colour the triangles.

3 Find the triangles. Then colour.

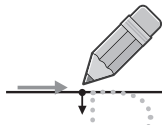
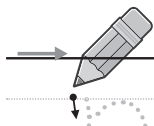
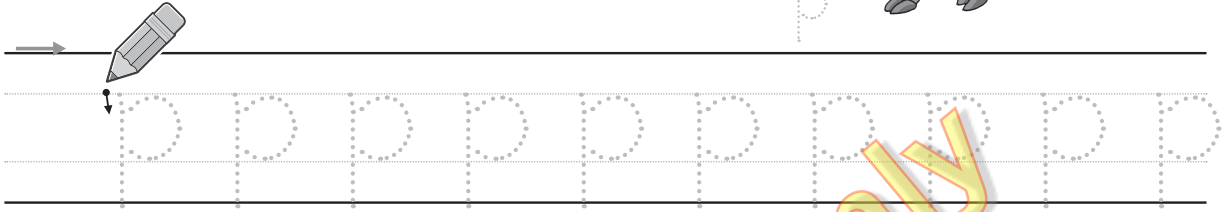


# Lesson 5 My letters



Pp

1 Trace and write.





alManahj.com/ae

2 Colour and say the words.


UNITED ARAB EMIRATES  
MINISTRY OF EDUCATION




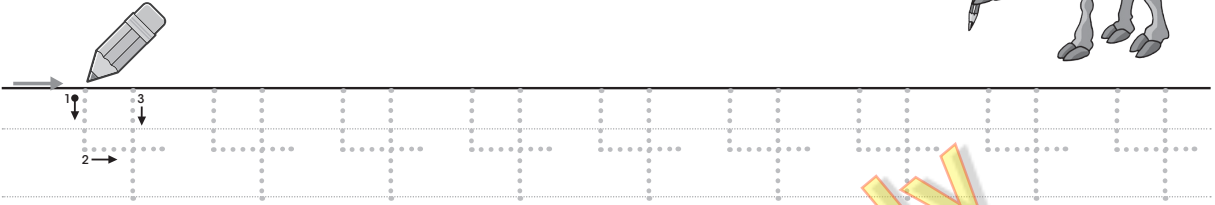
الإمارات العربية المتحدة  
وزارة التربية والتعليم



# Lesson 6 My numbers



1 Trace and write.



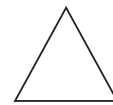
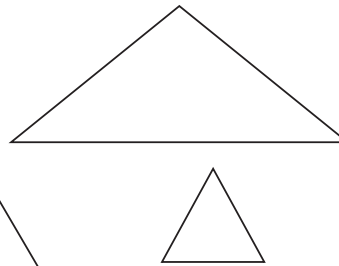
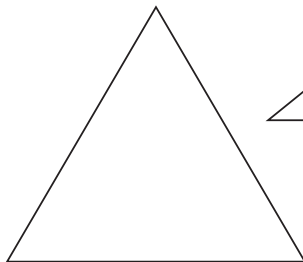
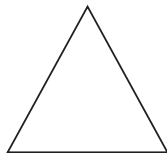
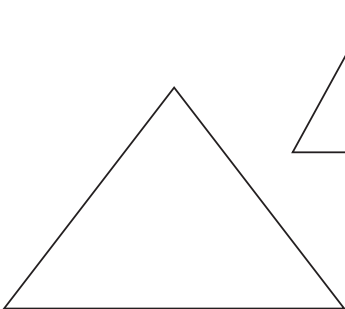
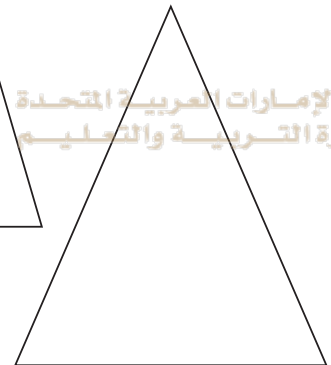

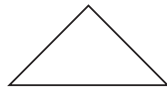
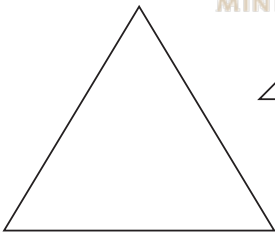
[alManahj.com/ae](http://alManahj.com/ae)

2 Colour four triangles.

UNITED ARAB EMIRATES  
MINISTRY OF EDUCATION


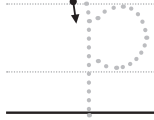
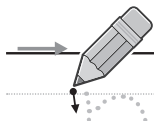
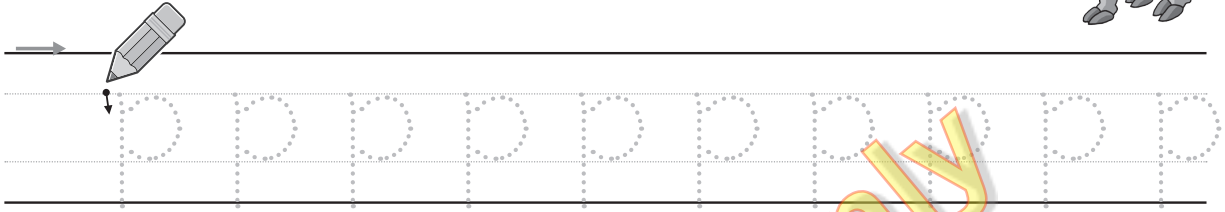



الإمارات العربية المتحدة  
وزارة التربية والتعليم



# Lesson 7 My English

1 Look, trace and write.






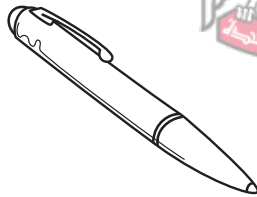

alManahj.com/ae

5 2 Look and listen. Then circle the **p** words.

UNITED ARAB EMIRATES  
MINISTRY OF EDUCATION



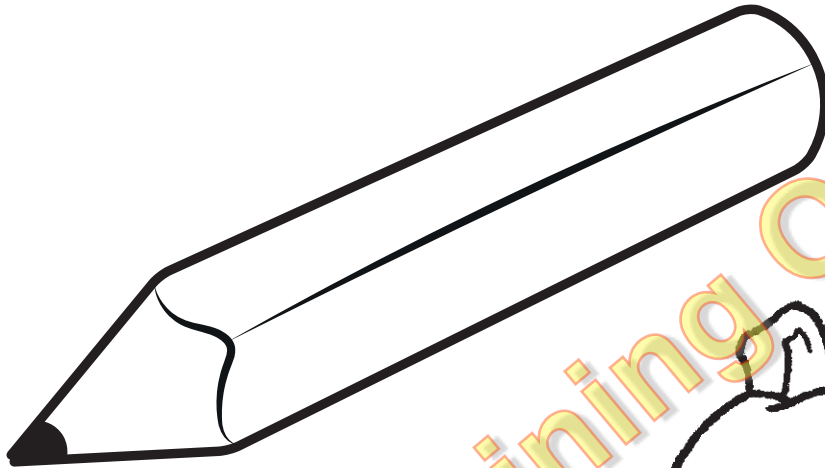
الإمارات العربية المتحدة  
وزارة التربية والتعليم





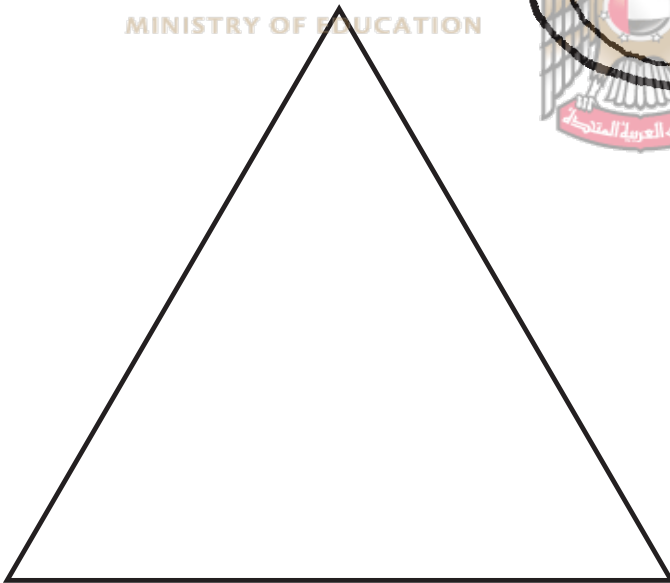
## Lesson 9 My colours

- 6 1 Look and colour yellow or green.




UNITED ARAB EMIRATES  
MINISTRY OF EDUCATION

الإمارات العربية المتحدة  
وزارة التربية والتعليم



# Lesson 10 My shapes




1 Follow the lines and copy.




[alManahj.com/ae](http://alManahj.com/ae)

2 Find the rectangles. Then colour.



# Lesson 11 My letters




Ii

1 Trace and write.

Tracing practice for the letter 'I'. It consists of three rows of handwriting lines. The first row shows a pencil icon and a dotted 'I' with arrows indicating the stroke direction. The second row shows a pencil icon and a dotted 'I' with arrows. The third row shows a pencil icon and a dotted 'I' with arrows. A large watermark 'For Training Only' is overlaid diagonally across the page. A green watermark 'alManahj.com/ae' is also present.

2 Colour.



UNITED ARAB EMIRATES  
MINISTRY OF EDUCATION






الإمارات العربية المتحدة  
وزارة التربية والتعليم

gloo

insect

# Lesson 12 My numbers

1 Trace and colour.



alManahj.com/ae

2 Match.

UNITED ARAB EMIRATES  
MINISTRY OF EDUCATION



الإمارات العربية المتحدة  
وزارة التربية والتعليم



4



5

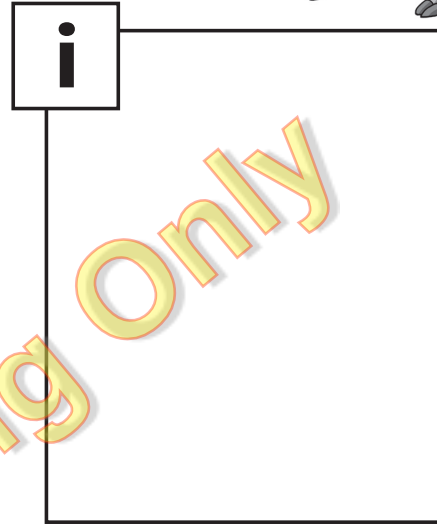
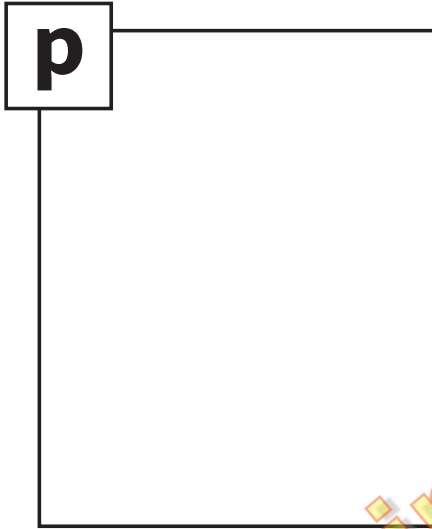
five



# Lesson 13 My English


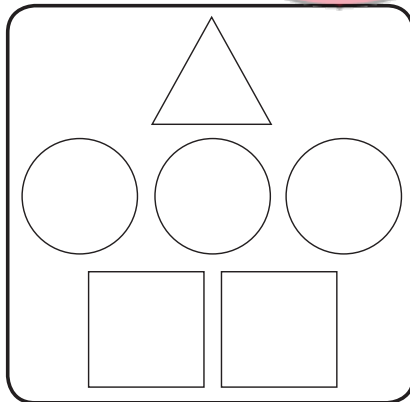
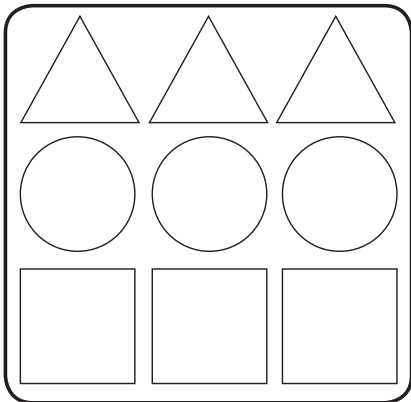




1 Draw and colour.



2 Listen and colour.

[alManahj.com/ae](http://alManahj.com/ae)



# Lesson 15 My letters



Nn


1 Look, trace and write.

Tracing practice for the letter 'n'. It consists of three rows of handwriting lines. The first row shows a pencil icon at the start of a line, followed by a series of dotted 'n's for tracing. The second row shows a pencil icon at the start of a line, followed by a single dotted 'n' for tracing. The third row shows a pencil icon at the start of a line, followed by a series of dotted 'N's for tracing. A large watermark 'For Training Only' is overlaid diagonally across the page, and the website 'alManahj.com/ae' is written in green at the bottom of the tracing area.

2 Join the dots. Then colour.

Word puzzle activity. On the left, there are four puzzle pieces with the letters 'p', 'n', 'i', and 't'. On the right, there is a grid of puzzle pieces with various images: the United Arab Emirates coat of arms, a globe, a penguin, and a tiger. The text 'UNITED ARAB EMIRATES MINISTRY OF EDUCATION' and 'الإمارات العربية المتحدة وزارة التربية والتعليم' is visible in the background.

# Lesson 16 My numbers



## 1 Write.

Tracing practice for numbers 4, 5, and 6. Each row shows a pencil icon, a stroke order diagram, and a series of dotted numbers for tracing on a three-line grid.

- Row 1: Number 4. Stroke order: 1 (vertical down), 2 (horizontal right), 3 (vertical down). Tracing practice: 4 4 4 4 4 4 4 4 4 4.
- Row 2: Number 5. Stroke order: 1 (horizontal right), 2 (curved down), 3 (horizontal right). Tracing practice: 5 5 5 5 5 5 5 5 5 5.
- Row 3: Number 6. Stroke order: 1 (horizontal right), 2 (curved down). Tracing practice: 6 6 6 6 6 6 6 6 6 6.

alManahj.com/ae

## 2 Count, write and colour.


Counting and coloring activity with six boxes. Each box contains a set of objects and a small square box for writing the count.

- Box 1: 4 ants.
- Box 2: 2 penguins.
- Box 3: 3 pens.
- Box 4: 1 tent.
- Box 5: 5 apples.
- Box 6: 6 leaves.



# Lesson 17 My English

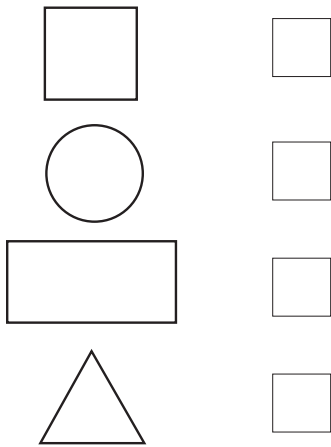
1 Count, write and say.



For training only

UNITED ARAB EMIRATES  
MINISTRY OF EDUCATION

الإمارات العربية المتحدة  
وزارة التربية والتعليم




## Lesson 18 My storytime

8 1 Listen to the story and number the pictures.




2 Colour the story!


## Lesson 19 Goodbye



9 1 Listen, draw and colour.




alManahj.com/ae



UNITED ARAB EMIRATES  
MINISTRY OF EDUCATION



الإمارات العربية المتحدة  
وزارة التربية والتعليم



Unit

3

# Me and my family

## Lesson 1 Me and my family

10 1 Listen and chant. Then draw and point.



For Training Only

[alManahj.com/ae](http://alManahj.com/ae)

UNITED ARAB EMIRATES  
MINISTRY OF EDUCATION




الإمارات العربية المتحدة  
وزارة التربية والتعليم

## Lesson 2 My colours



11 1 Listen and colour.



a red circle




a yellow square




a blue circle



a green square



a white circle




a white square

12 2 Listen and point. Then point and say.

## Lesson 3 My shapes


1 Follow the lines and trace.



2 Now colour the hearts.

[almanahj.com/ae](http://almanahj.com/ae)

3 Make the shape.



# Lesson 4 My letters

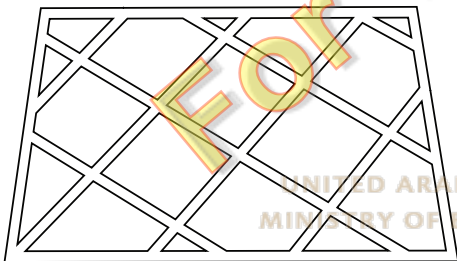


Mm

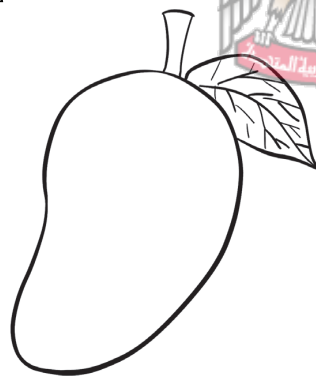
1 Trace and write.

Tracing practice for the letter 'm'. The first row shows a pencil icon and a series of lowercase 'm's on a set of three horizontal lines. The second row shows a pencil icon and a series of uppercase 'M's on the same lines.


2 Trace and colour.



mat



mango



Mum


UNITED ARAB EMIRATES  
MINISTRY OF EDUCATION



الإمارات العربية المتحدة  
وزارة التربية والتعليم



# Lesson 5 My numbers




1 Trace and write.



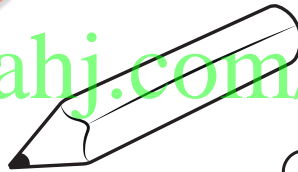
2 Colour and trace.



iger




enguin



encil




eddy



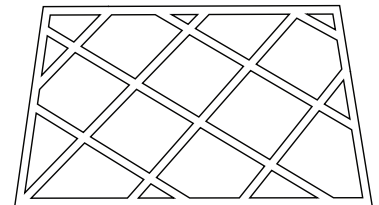
ircle



mango




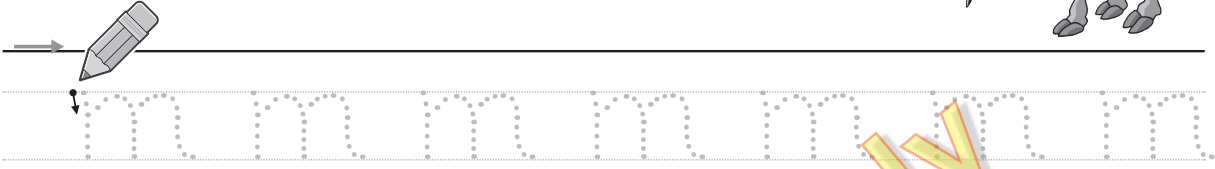

quare




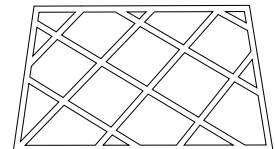



mat

# Lesson 6 My English

1 Trace and write.







13 2 Look and listen. Then circle the **m** words.



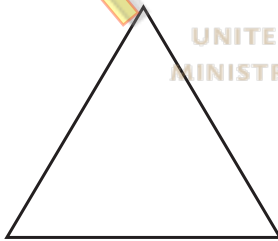
## Lesson 8 My colours

14 1 Listen and point. Then say.



[alManahj.com/ae](http://alManahj.com/ae)


15 2 Listen and colour. Then draw.



UNITED ARAB EMIRATES  
MINISTRY OF EDUCATION



الإمارات العربية المتحدة  
وزارة التربية والتعليم



# Lesson 9 My shapes

1 Trace and colour.



[alManahj.com/ae](http://alManahj.com/ae)

2 Circle the stars and hearts. Count and circle in the table.


For training Only

UNITED ARAB EMIRATES  
MINISTRY OF EDUCATION

الإمارات العربية المتحدة  
وزارة التربية والتعليم

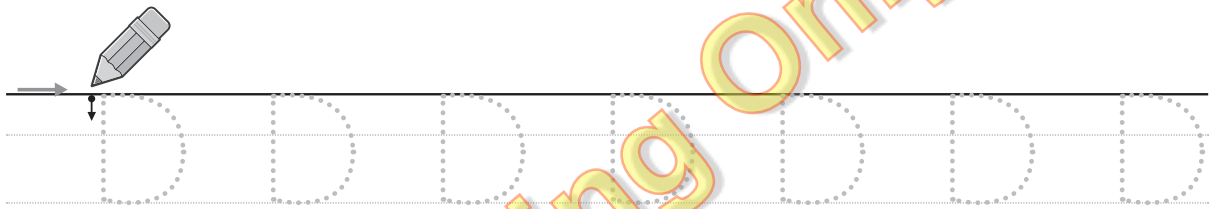
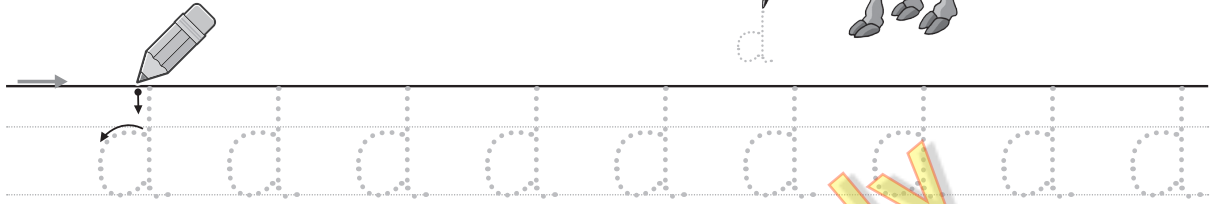
<b>Circles</b>	1	2	3	4	5	6	7	8	9
<b>Hearts</b>	1	2	3	4	5	6	7	8	9

# Lesson 10 My letters




Dd

1 Trace and write.



2 Colour and trace.




duck




doll

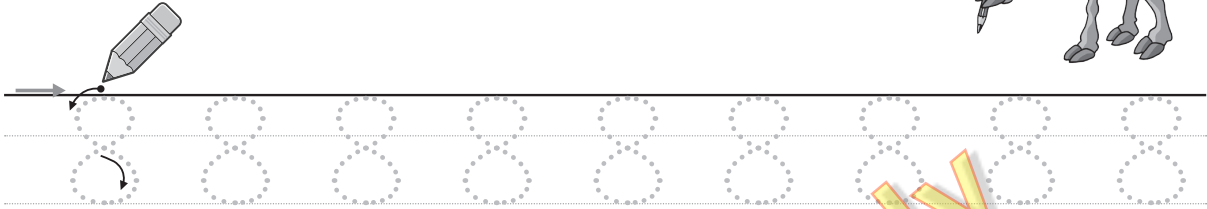
16 3 Listen and point.  
Then listen and chant.



# Lesson 11 My numbers




1 Trace and write.





[alManahj.com/ae](http://alManahj.com/ae)

2 Count and colour.

UNITED ARAB EMIRATES  
MINISTRY OF EDUCATION



الإمارات العربية المتحدة  
وزارة التربية والتعليم




## Lesson 12 My English



17 1 Listen and match. Then say.

1 2 3 4



2 Look and say. Circle the *d* words.

[alManahj.com/ae](http://alManahj.com/ae)



UNITED ARAB EMIRATES  
MINISTRY OF EDUCATION

الإمارات العربية المتحدة  
وزارة التربية والتعليم


الإمارات العربية المتحدة

3 Count and say.





# Lesson 13 My letters




Gg


1 Trace and write.

Tracing practice for the letter 'g'. It consists of four rows of handwriting lines. The first row shows a pencil icon and a dotted lowercase 'g' with arrows indicating the stroke direction. The second row contains a series of dotted lowercase 'g's for tracing. The third row shows a pencil icon and a dotted uppercase 'G' with arrows indicating the stroke direction. The fourth row contains a series of dotted uppercase 'G's for tracing. A large watermark 'For Training Only' is overlaid diagonally across the page. At the bottom of the tracing area, the words 'gorilla', 'gift', and 'goat' are written in a large font, with a dotted lowercase 'g' at the start of each word. A watermark 'alManahj.com/ae' is also visible in the center.

18 2 Listen and say. Then colour.



g oat




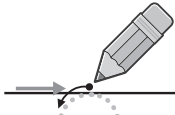
g orilla



g ift

## Lesson 14 My Numbers

1 Trace and write.



19 2 Listen. Then draw and say.

alManahj.com/ae

UNITED ARAB EMIRATES  
MINISTRY OF EDUCATION



الإمارات العربية المتحدة  
وزارة التربية والتعليم

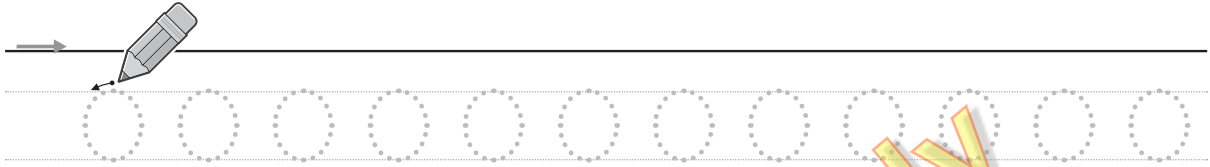


# Lesson 15 My letters



Oo

1 Trace and write.



For training Only


alManahj.com/ae

range


ctopus



20 2 Listen, say and colour.



range




ctopus




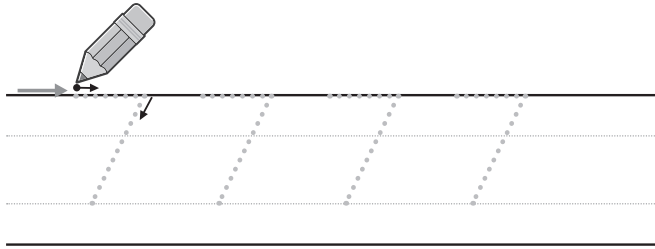


live

# Lesson 16 My Numbers




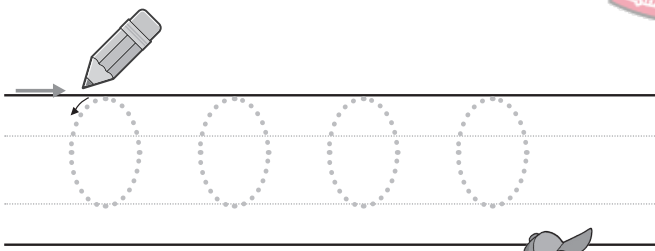
1 Write and draw. Then count and say.



UNITED ARAB EMIRATES  
MINISTRY OF EDUCATION




الإمارات العربية المتحدة  
وزارة التربية والتعليم




## Lesson 17 My English

1 Look and say. Circle the **g** words. Colour the **o** words.



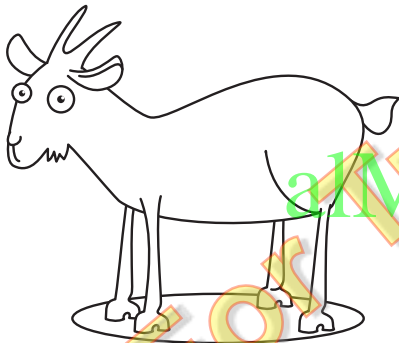
orange



octopus



olives



goat



gorilla



gift

UNITED ARAB EMIRATES  
MINISTRY OF EDUCATION

الإمارات العربية المتحدة  
وزارة التربية والتعليم

21 2 Listen and circle. Then count and say.

1 Yes / No

2 Yes / No


3 Yes / No



## Lesson 18 My storytime




22 1 Listen and match. Write 1, 2, 3 and 4.




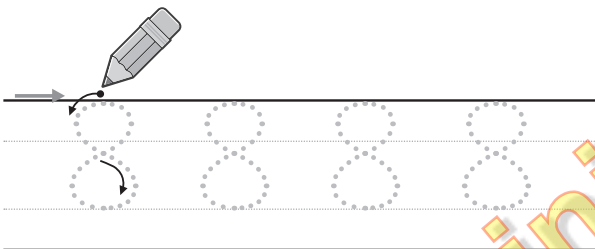
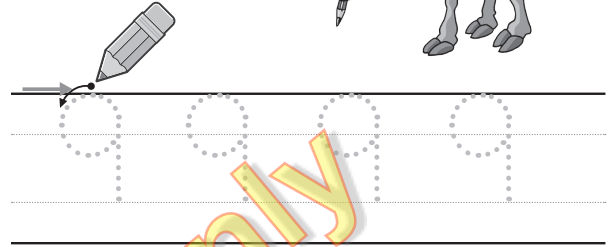
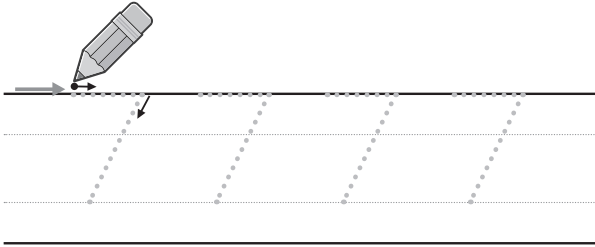
2 Colour the pictures!



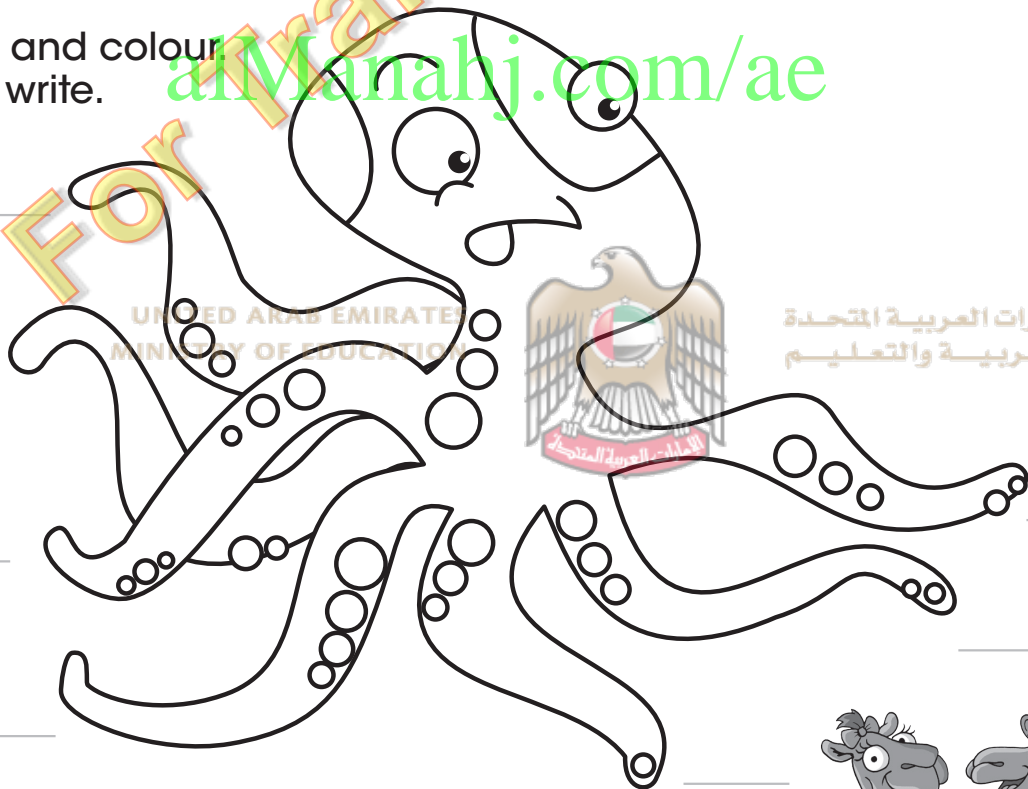
# Lesson 19 Goodbye



1 Write.



2 Draw and colour.  
Then write.



UNITED ARAB EMIRATES  
MINISTRY OF EDUCATION



الإمارات العربية المتحدة  
وزارة التربية والتعليم





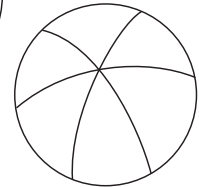





Unit

4

# My toys

## Lesson 1 Look at the toys!

23 1 Listen and circle.



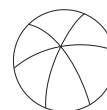

24 2 Listen and join the pairs.



UNITED ARAB EMIRATES  
MINISTRY OF EDUCATION



الإمارات العربية المتحدة  
وزارة التربية والتعليم



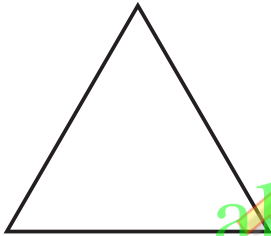
## Lesson 2 My colours

25 **1** Listen and colour.




orange

triangle



black

gift



blue



الإمارات العربية المتحدة  
وزارة التربية والتعليم

doll



orange

ball

**2** Look and match.

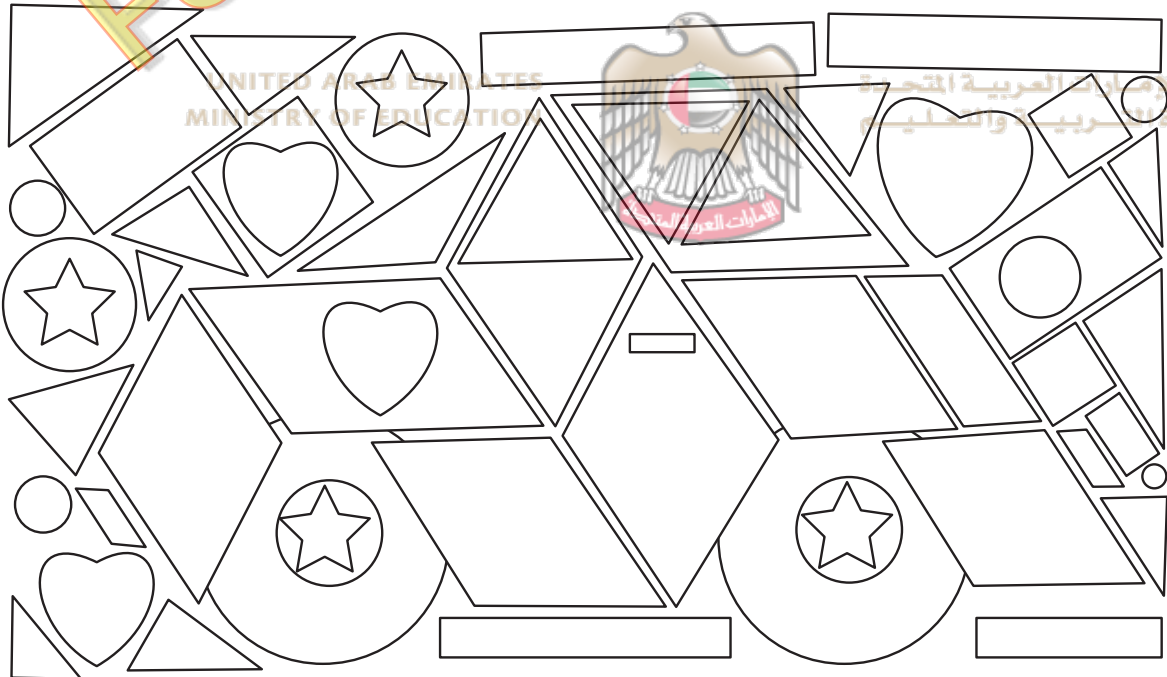
## Lesson 3 My shapes

1 Follow the lines and trace.




2 Draw toys in the diamonds.

3 Colour the diamonds.



## Lesson 4 My letters

1 Trace and write.



Cc

Three sets of handwriting practice lines. Each set consists of a top line, a middle dashed line, and a bottom line. A pencil icon is shown at the start of each line, pointing to the beginning of a dotted uppercase letter 'C'. The first set contains seven dotted 'C's, the second set contains one dotted 'C', and the third set contains five dotted 'C's. A large watermark 'For Training Only' is overlaid diagonally across the page, and the URL 'alManahj.com/ae' is written in green across the middle of the practice lines.

2 Write. Then colour.




black  
cat



green  
cactus

yellow  
camel

# Lesson 5 My numbers



1 Trace and write.

Tracing practice for the number 10. The first row shows a pencil icon with arrows indicating stroke direction, followed by six dotted '10's on a three-line grid. The second row shows a pencil icon with arrows, followed by one dotted '10' on a three-line grid, and then blank space for independent writing.

2 Colour 10 items.

Coloring page with 10 items: a pencil, a king, a baby, an ant, an apple, a tiger, a teddy bear, a pen, a ladybug, a pear, a girl, a boy, a heart, a star, and a rectangle. The page includes a watermark 'alManahj.com/ae' and a large 'For Training Only' watermark. At the bottom, there is text in Arabic: 'الإمارات العربية المتحدة' and 'وزارة التربية والتعليم'.

## Lesson 6 My English



1 Write. Then match.

p

g

i

c





alManahj.com/ae


2 Look, listen and trace. Then circle the **c** words.



UNITED ARAB EMIRATES  
MINISTRY OF EDUCATION




الإمارات العربية المتحدة  
وزارة التربية والتعليم



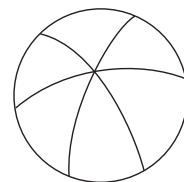
doll diamond cactus camel



cat



car

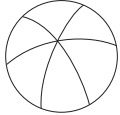




ball

## Lesson 7 My words



26 1 Look, listen and match.



boat

car

bicycle

plane

ball




panda

27 2 Listen and colour.

UNITED ARAB EMIRATES  
MINISTRY OF EDUCATION




الإمارات العربية المتحدة  
وزارة التربية والتعليم



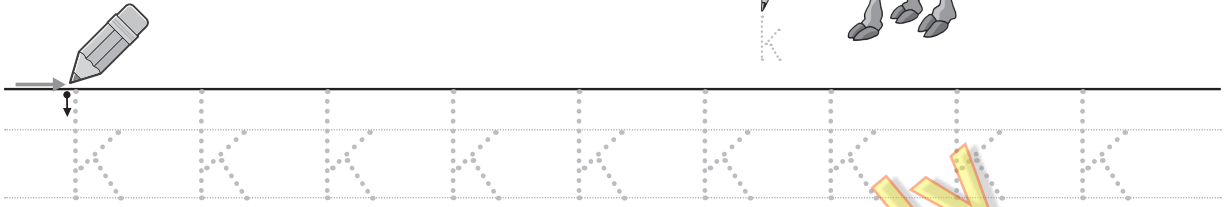


# Lesson 8 My letters




Kk

1 Trace, write and colour.

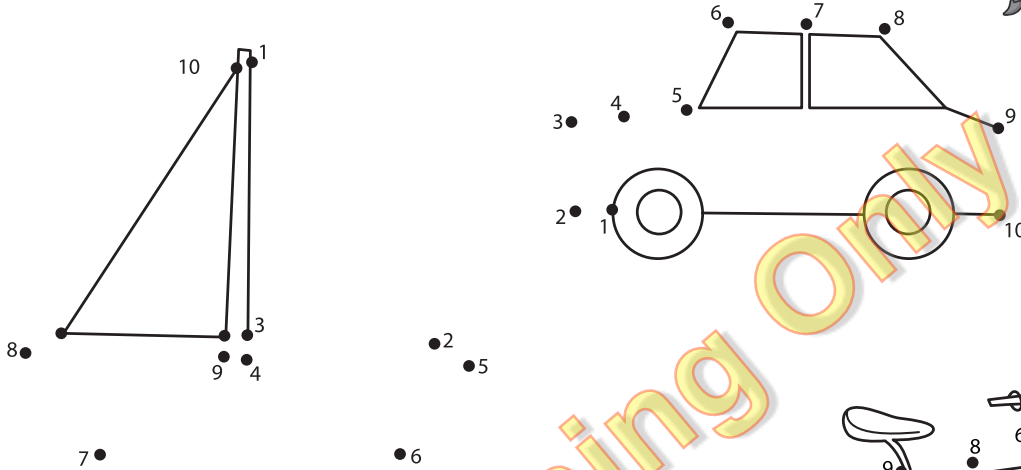


2 Colour.




# Lesson 9 My colours

1 Join the dots. Then colour and match.




alManahj.com/ae


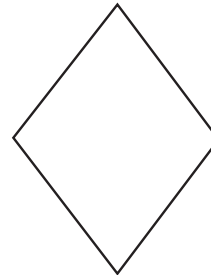

28 2 Listen and colour. Then say.




UNITED ARAB EMIRATES  
MINISTRY OF EDUCATION



الإمارات العربية المتحدة  
وزارة التربية والتعليم

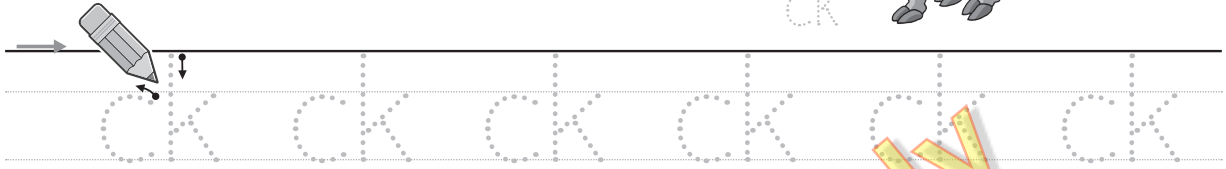


# Lesson 10 My letters




ck

1 Trace, write and colour.



29 2 Listen and circle. **ck** or **s**?



ck s

UNITED ARAB EMIRATES  
MINISTRY OF EDUCATION




ck s

الإمارات العربية المتحدة  
وزارة التربية والتعليم



ck s




ck s



ck s

# Lesson 11 My numbers



1 Trace and write.

Tracing practice area with three sets of horizontal lines. Each set starts with a pencil icon and a downward arrow indicating the starting point and direction of the stroke. The first set has 10 vertical dotted lines for tracing. The second set has 2 vertical dotted lines. The third set has no dotted lines, only the horizontal lines. A large watermark 'For Training Only' is overlaid diagonally across the page.





[alManahj.com/ae](http://alManahj.com/ae)

2 Colour.

Coloring activity featuring ten outline drawings of teddy bears arranged in two rows of five. In the center, there is a logo of the United Arab Emirates Ministry of Education, featuring a falcon and the text 'UNITED ARAB EMIRATES MINISTRY OF EDUCATION' and 'الإمارات العربية المتحدة وزارة التربية والتعليم'.

## Lesson 12 My English

30 1 Listen and colour.



2 Draw and colour.

My favourite toy  
is a / an

UNITED ARAB EMIRATES  
MINISTRY OF EDUCATION



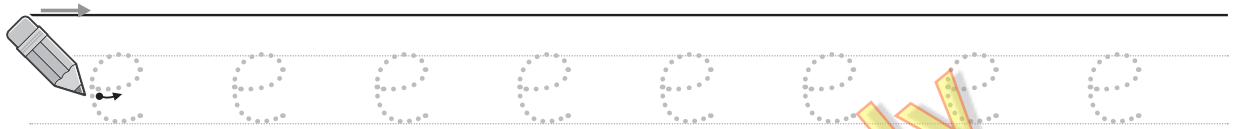
الإمارات العربية المتحدة  
وزارة التربية والتعليم

# Lesson 14 My letters




Ee

1 Trace and write.

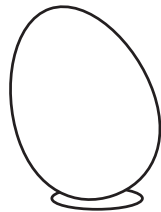


lephant xit gg

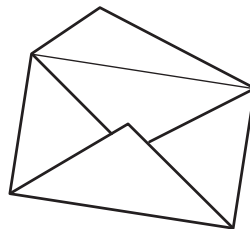
2 Colour and say. Then write.



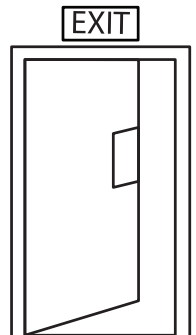
lephant



gg




nvelope

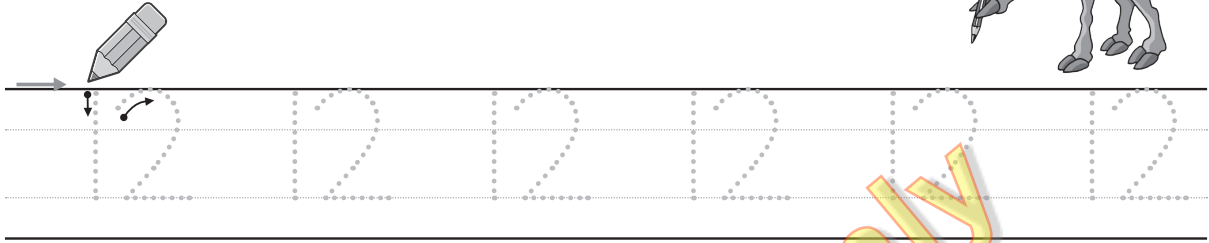


xit


# Lesson 15 My numbers



1 Trace and write.

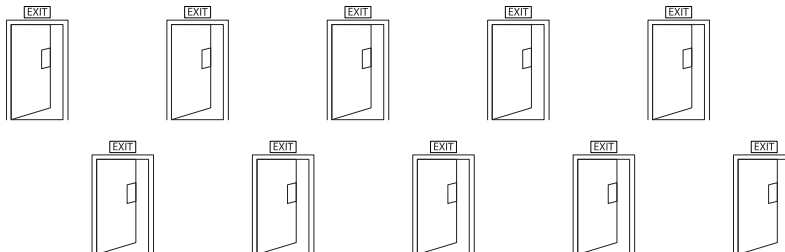



2 Colour, count and say.



UNITED ARAB EMIRATES  
MINISTRY OF EDUCATION

الإمارات العربية المتحدة  
وزارة التربية والتعليم





# Lesson 16 My letters





Uu

1 Trace and write.



UNITED ARAB EMIRATES  
MINISTRY OF EDUCATION  
الامارات العربية المتحدة  
وزارة التعليم والتربية  
p umbrella under




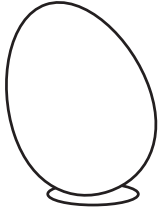
31 2 Say and colour. Then listen and point.



# Lesson 17 My English





32 1 Say and colour. Then listen and point.


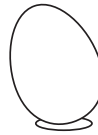
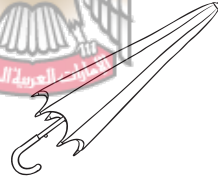


alManahj.com/ae

33 2 Listen and circle.



الإمارات العربية المتحدة  
وزارة التربية والتعليم



# Lesson 18 My storytime



34 1 Listen and circle. Then say.




2 Colour. Then say.

# Lesson 19 Goodbye



1 Find and colour.



2 Count and say.

