

تم تحميل هذا الملف من موقع المناهج الإماراتية



*للحصول على أوراق عمل لجميع الصفوف وجميع المواد اضغط هنا

<https://almanahj.com/ae>

* للحصول على أوراق عمل لجميع مواد الصف الأول اضغط هنا

<https://almanahj.com/ae/1>

* للحصول على جميع أوراق الصف الأول في مادة لغة انجليزية وجميع الفصول, اضغط هنا

<https://almanahj.com/ae/1english>

* للحصول على أوراق عمل لجميع مواد الصف الأول في مادة لغة انجليزية الخاصة بـ الفصل الأول اضغط هنا

<https://almanahj.com/ae/1english1>

* لتحميل كتب جميع المواد في جميع الفصول للـ الصف الأول اضغط هنا


<https://almanahj.com/ae/grade1>

للتحدث إلى بوت المناهج على تلغرام: اضغط هنا

https://t.me/almanahj_bot


English Revision

Grade 1, term 1



Unit 1:

Words
ant
apple
blue
camel
circle
colour
red
sea
square
sun
teddy



Unit 2:


Words	
big	rectangle
book	triangle
chair	yellow
desk	
green	
igloo	
iguana	
ink	
insect	
nest	
nice	
nut	
paper	
pen	
pencil	
penguin	

Unit 3:

Words	
baby	octopus
black	olive
brother	orange
dad	sister
doll	star
duck	white
family	zero
gift	
give	
goat	
gorilla	
heart	
mango	
mat	
me	
mum	

Unit 4:

Words
ball
bicycle
boy
brown
cactus
car
cat
diamond
hard
key
kite
kitten
panda
plane
small
soft



Trace the letter:

S s sea sun


Handwriting practice lines with dotted letters 'S' and 's' for tracing.

Read and match:

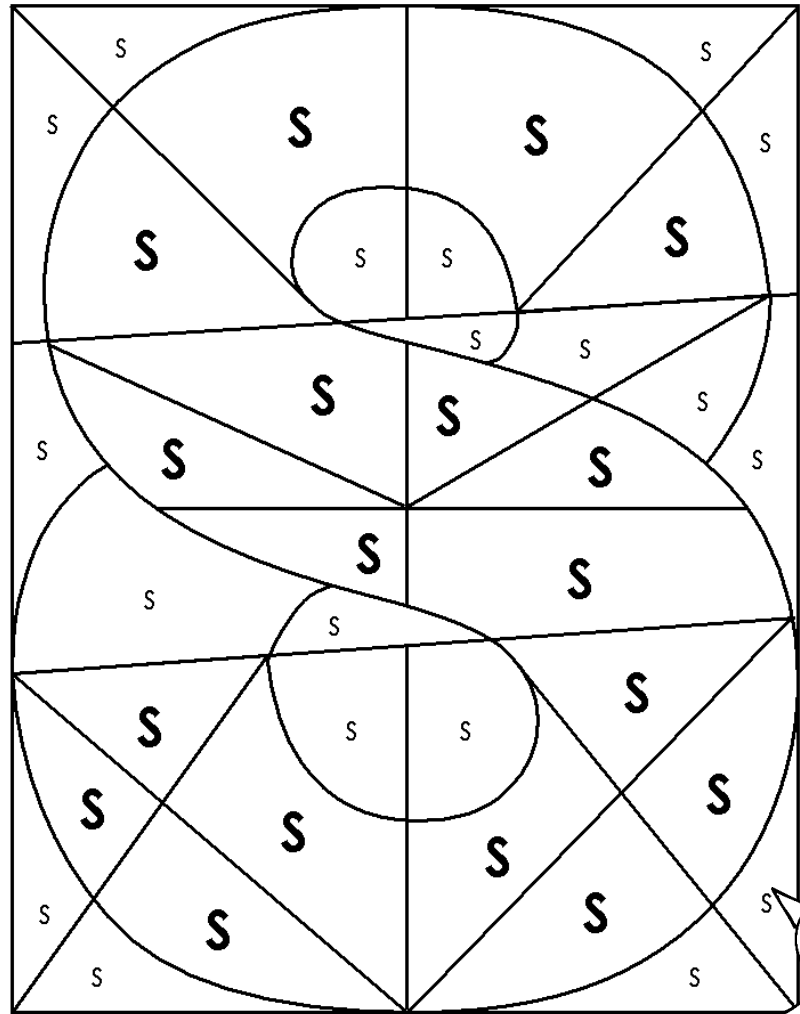
Sea

sun

sand




Follow the instructions to color the boxes:



Color the capital S's blue

Color the lower case s's grey



Trace the letter:

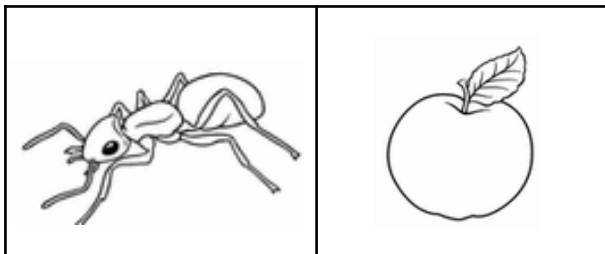
A a ant apple

Handwriting practice lines with dotted letters 'A' and 'a' for tracing.

Read and match:

apple

ant




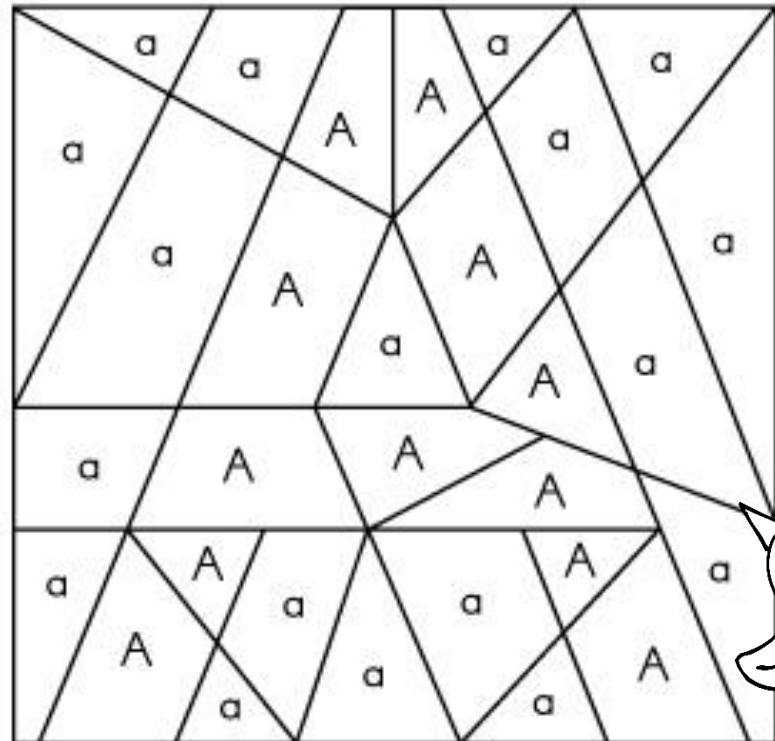
Follow the instructions to color the boxes:

Name: _____



Color by Letter

Color the shapes with uppercase A in red and the shapes with lowercase a in green.

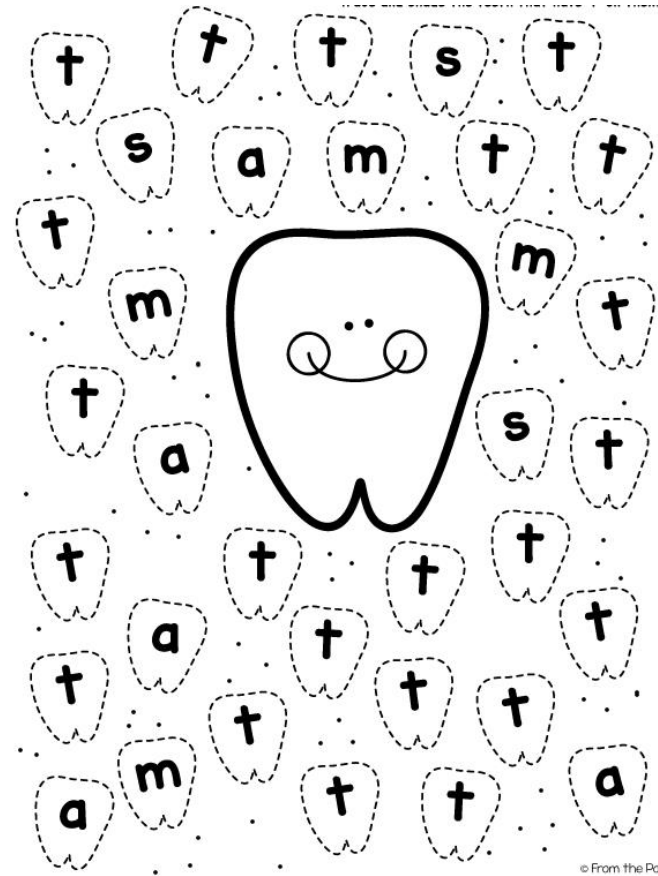


Trace the letter:

T t tiger tea

Handwriting practice lines with dashed lines for tracing.

Follow the instructions to color the boxes:




© From the Pond


Read and match:

tiger

teddy



Color t in yellow



Trace the letter:


Follow the instructions:

P p pen paper

Handwriting practice lines for the letter 'p'.

Read and match:


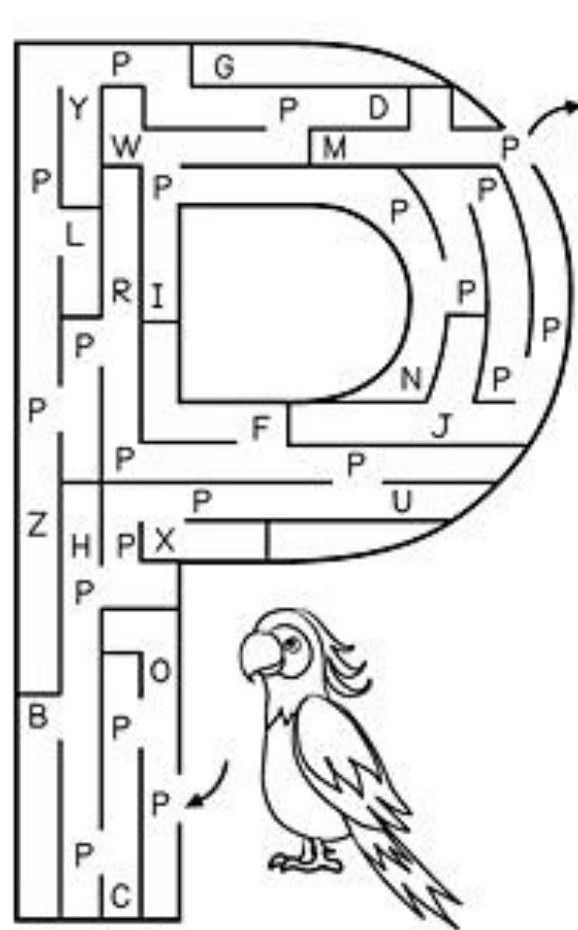
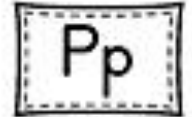
penguin paper pen pencil



Name: _____

Uppercase Letter Maze

Help the parrot find the pineapple by following the letter P through the maze.



Trace the letter:

I i ink igloo

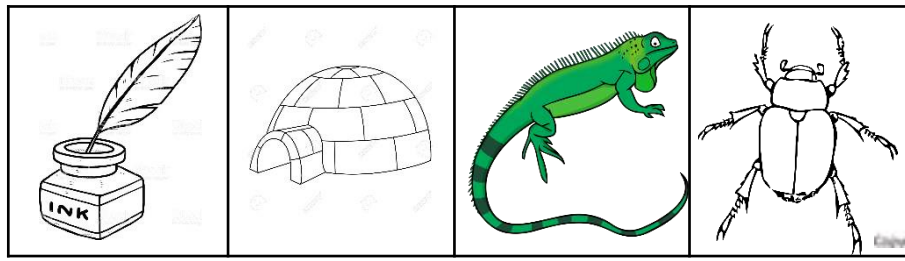
Color the I's

Color each capital I pink and each lower case i green.




Read and match:

igloo ink insect iguana



How many scoops are on the cone ? _____



Trace the letter:


N n nut nest

Blank handwriting lines for practicing the letter 'n'. Each line set consists of a solid top line, a dashed middle line, and a solid bottom line.

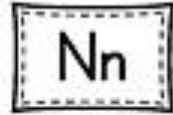
Read and match:

nest

nuts



Name: _____



Uppercase Letter Maze

Help the bird find the nest by following the letter N through the maze.

© 2016 www.mrsjonesfirstgrade.com

© Teaching with a Mountain View

Trace the letter:

M m mum mat


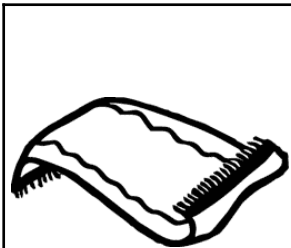
Blank handwriting lines for practicing the letter 'm'.

Read and match:

mango

mum

mat



Letter Find


Name _____

Directions:

Find and circle the Mm's. Write how many you found in the squares below.

A grid of letters for a letter find activity. The letters are: M, H, K, M, m, b, N, L, Y, M, s, y, m, n, M, m, k, m, M, m. A cartoon monkey is in the center holding two bananas. There are two empty squares at the bottom for counting.

A Playtime Playtime product. ©2010 by Amy Hobbes. All rights reserved.



Trace the letter:

D d dad doll

Handwriting practice lines for the letter 'd'. Each row consists of a solid top line, a dashed middle line, and a solid bottom line. The first row contains a dotted uppercase 'D' and a dotted lowercase 'd' for tracing. The following four rows are blank for independent practice.

Read and match:

dad

duck

doll



Name: _____



Connecting Letters

Connect the different letter Dd's to help the dog find his dog bone.

A maze puzzle. At the top left is a cartoon dog. An arrow points from the dog to the start of a path. The path is a series of connected loops, each containing a letter. The letters are: Row 1: d, h, k, c; Row 2: D, U, P, S, B, N; Row 3: c, p, b, f, v, d; Row 4: Z, T, D, I, J, K; Row 5: d, m, o, J. At the bottom right, an arrow points from the end of the path to a cartoon dog holding a bone.

Trace the letter:

G g goat gift


Handwriting practice lines consisting of four sets of three horizontal lines (top, middle dashed, bottom) for tracing and writing.

Read and match:

goat

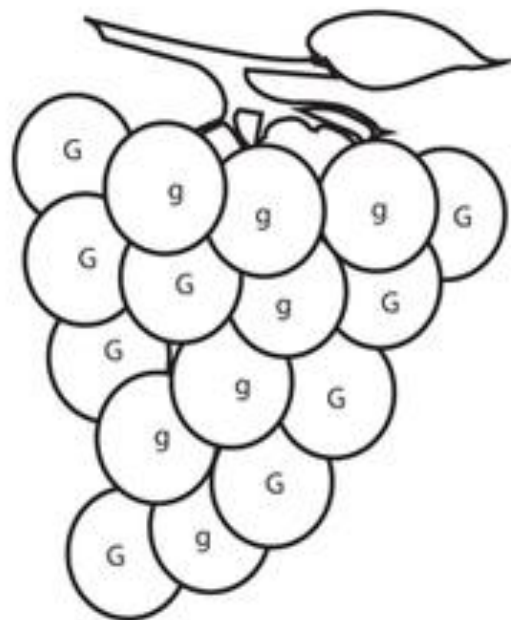
gift

gorilla




Color the G's

Color each capital G purple and each lower case g red.



How many grapes are on the vine? _____



Trace the letter:

O o olive orange

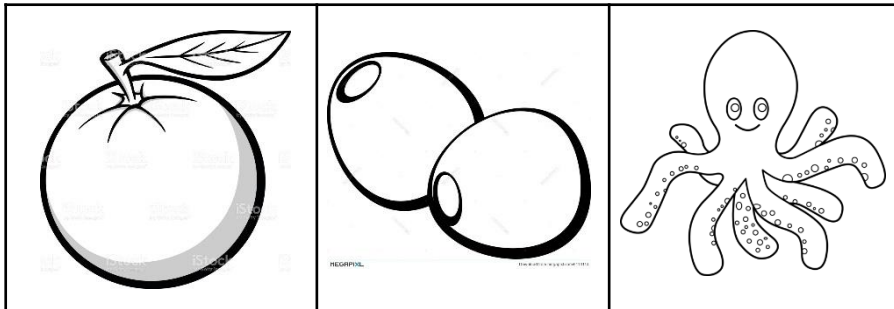
Handwriting practice lines with dotted lines for tracing.

Read and match:

octopus

orange

olive



Name _____


Letter Identification - Letter Oo

Read the sentence. Circle every O & o in the frame and sentence. Color.

Word search grid with a central illustration of an orange and a slice. The grid contains various letters and symbols. Below the grid is the sentence 'Oranges are good.'.

© www.backtofrontbooks.com

11.1.10



Trace the letter:

C c cat cactus

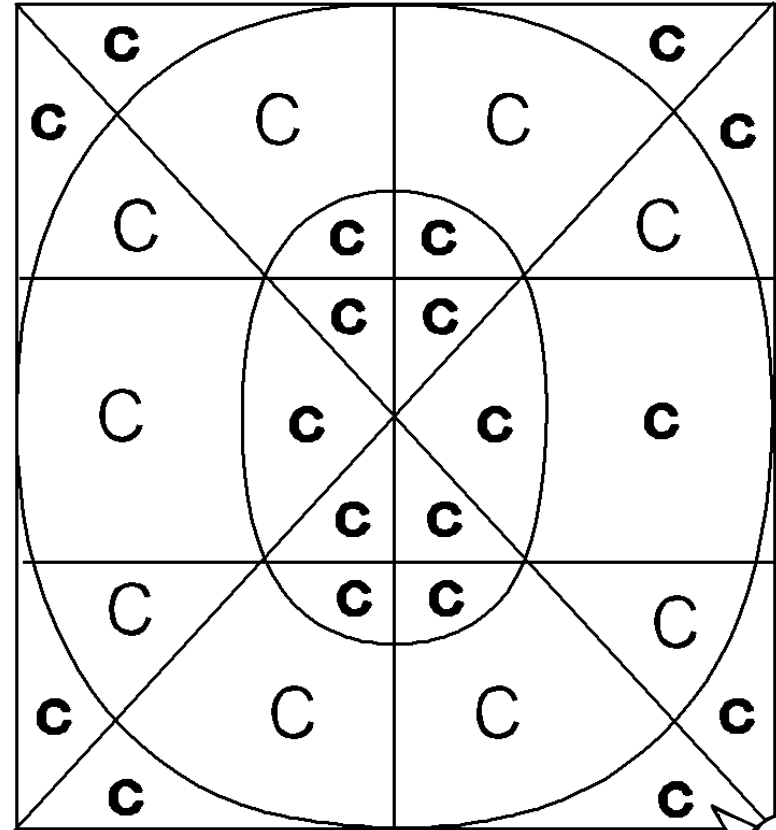

Handwriting practice lines consisting of four sets of three horizontal lines (top, middle dashed, bottom) for tracing and writing.

Read and match:

cat


cactus

camel



Color the capital C's pink.

Color the lower case c's black.



Trace the letter:

K k king kite

Handwriting practice lines with dotted lines for tracing.

Read and match:


King kite kitten



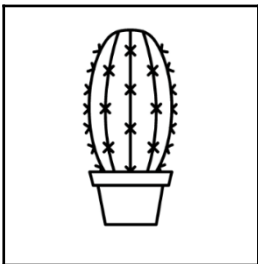
Grid of letters K and k for coloring.

Color the capital K's blue.


Color the lower case k's grey.



Write the first letter:




___actus



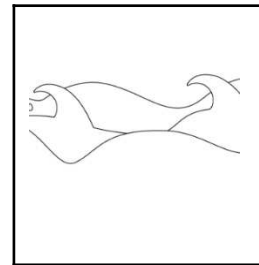
___orilla



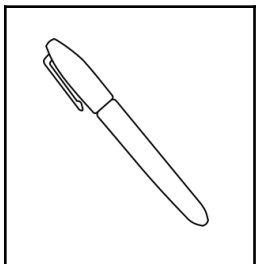
___ing




___uts




___ea




___en



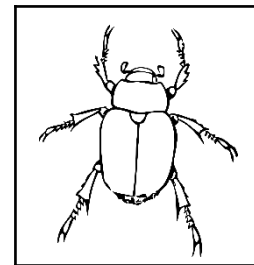
___ango



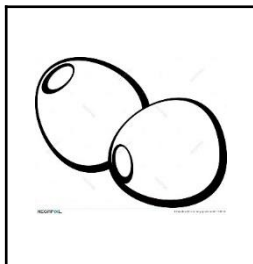
___iger




___uck




___nsect



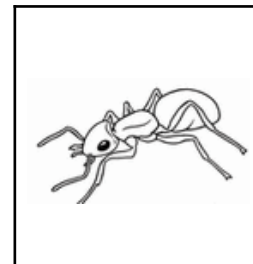
___live




___ift



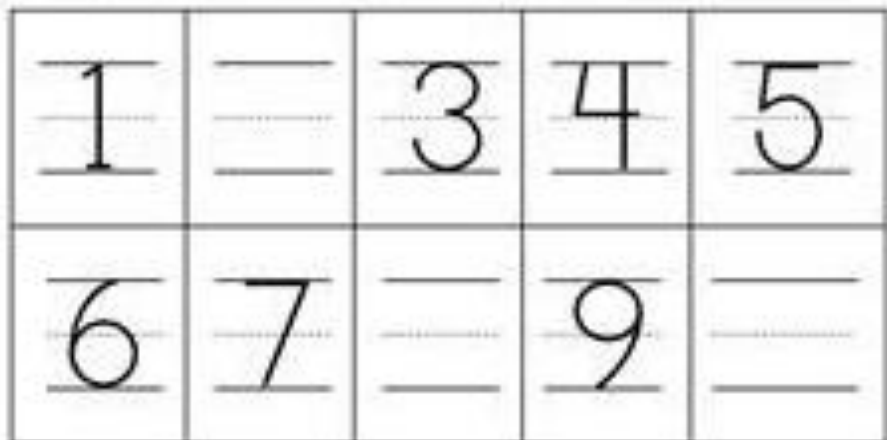
___ctopus



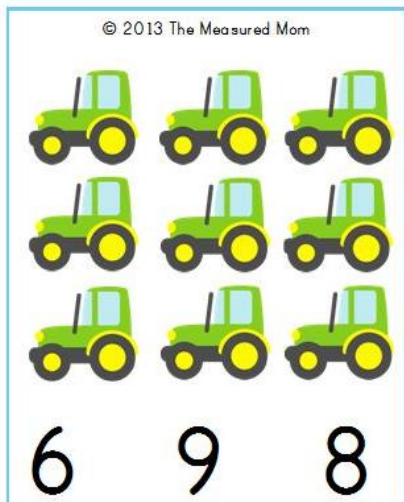

___nt



Write the missing numbers:

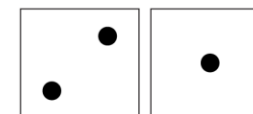
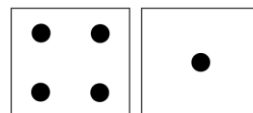

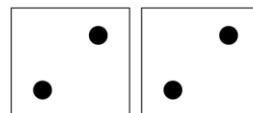
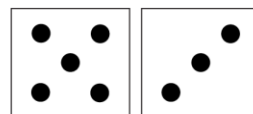



Count and circle the correct number:



www.worksheetfun.com

Count and Match.



9


4

3

7


5

8



Numbers: 0-10

Shapes

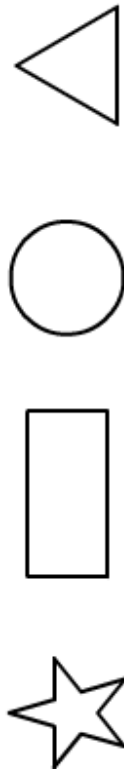


Identify and color the correct shape.

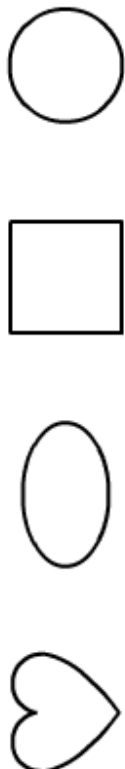
Circle



Rectangle



Square



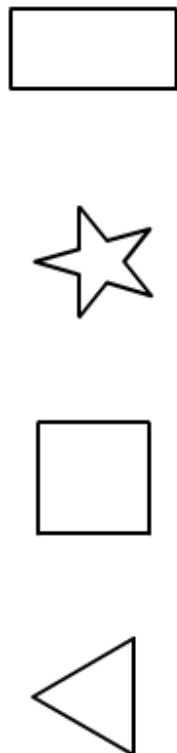
Star





Heart



Triangle



Shapes colors



CHILD - Color the color label shapes.
- Color the shapes in the picture the correct color.

Color by Shapes: Flowers



© 2015 MATH WORKSHEETS

Copyright Homemade-Preschool.com

Read and circle Yes or No:

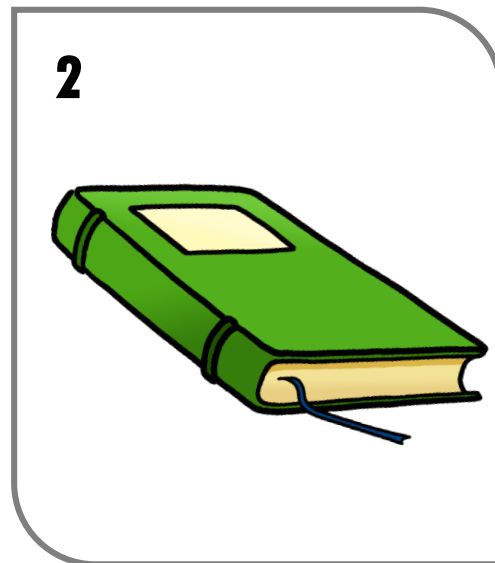
1. Is it chair?

Yes / No




2. Is it desk?

Yes / No




3. Is it pen?

Yes / No



4. Is it desk?

Yes / No



Read and match words with pictures:

dad **brother** **mum** **sister**



Circle the correct answer:

1. Is it dad?
Yes / No





2. Is it mum?
Yes / No



3. Is it brother?
Yes / No




4. Is it sister?
Yes / No



Circle the correct answer:


1. Is it a plane?

Yes / No




1. Is it a car?

Yes / No



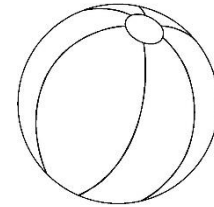
2. Is it a bicycle?

Yes / No



2. Is it a panda?

Yes / No



3. Is it ball?

Yes / No




3. Is it a boat?

Yes / No



4. Is it a doll?

Yes / No



4. Is it a panda?

Yes / No

