



## Lesson One Words

1 Listen, point and repeat.  872 Listen and chant.  88


lunch box




sandwich




drinks






apple



banana



biscuit

3 Listen and read.  89

- 1 Listen to the story again and repeat. Act.
- 2 Look and say.

Let's learn!



I've got two sandwiches.



I haven't got my lunch box.



I've got an apple.

I've got = I have got  
haven't got = have not got

- 3 Write. **I've got** **I haven't got**



I haven't got a drink.



I have got a lunch box.



I haven't got a sandwich.



I have got a banana.



I have got two drinks.



I haven't got an apple.


- 4 Look at the pictures again. Say and answer.

a sandwich an orange a drink a lunch box an apple a banana

I've got two drinks.

Number 5!

## Lesson Three Song

1 Listen, point and repeat.  90



tomato



pear



grapes

2 Listen and sing.  91

3 Sing and do.




### Open my lunch box!

Open my lunch box.  
What can you see?  
I've got a sandwich,  
You can share with me.

I've got a tomato.  
I've got a pear.  
And I've got some grapes,  
And I'm happy to share.




1 Listen, point and repeat.  92


ch

chair

teacher

chick



2 Listen and chant.  93

My name's Charlie.  
This is my teacher.  
She's on a chair.  
She's got a little chick.

Chirp, chirp, chirp, says the chick.  
Chirp, chirp, chirp, says the chick.

My teacher's on a chair.  
She's got a little chick.



3 Read the chant again. Circle the *ch* sounds.

4 Look at the picture and circle the correct sound.



ch h c



c k ch



ch c h



s c ch

## Reading

1 Point to the food. Say the words.

2 Listen and read.  94



In my lunch box I've got a cheese sandwich and a banana. I've got an orange. I haven't got a biscuit. I haven't got a drink today.

In my lunch box I've got a cheese and tomato sandwich. I haven't got a banana but I've got an apple. I've got a drink today.



I've got a pear and a biscuit in my lunch box. I've got two sandwiches. They're egg. My drink is water. I haven't got an apple today.



3 Read again. Write A, B or C.



Her lunch box is A.















Her lunch box is C.



His lunch box is B.

Listening

1 Listen and tick (✓).  95

								
1 			✓					
2 								
3 								

Speaking

2 Look at the pictures again. Ask and answer.

a sandwich      an egg      an apple      a pear      a banana  
 an orange      a biscuit      eight grapes

I've got an orange. I've got a pear. What colour is my lunch box?

Your lunch box is blue.

Writing

3 Write.

an + a, e, i, o, u

This is **an** orange.

This is **a** pear.

1 This is a biscuit.

2 I've got an apple.

3 I've got an egg.

4 This is a hat.

5 It's a sandwich.

6 I haven't got an umbrella.

Complete the writing task on page 65 of the Workbook.





1 Circle the odd-one-out. Write.

1 socks shorts kitchen coat kitchen

2 apple orange flat tomato flat

3 dining room living room bedroom pear pear

4 dress biscuit grape banana dress

5 hat house T-shirt trousers house

2 Write.

Where's Where are He's She's They're



Where's Billy?  
He's in the bedroom.



Where are Mum and Dad?  
They're in the kitchen.




Where are Rosy's aunt and uncle?  
They're in the dining room.



Where's Grandma?  
She's in the dining room too.

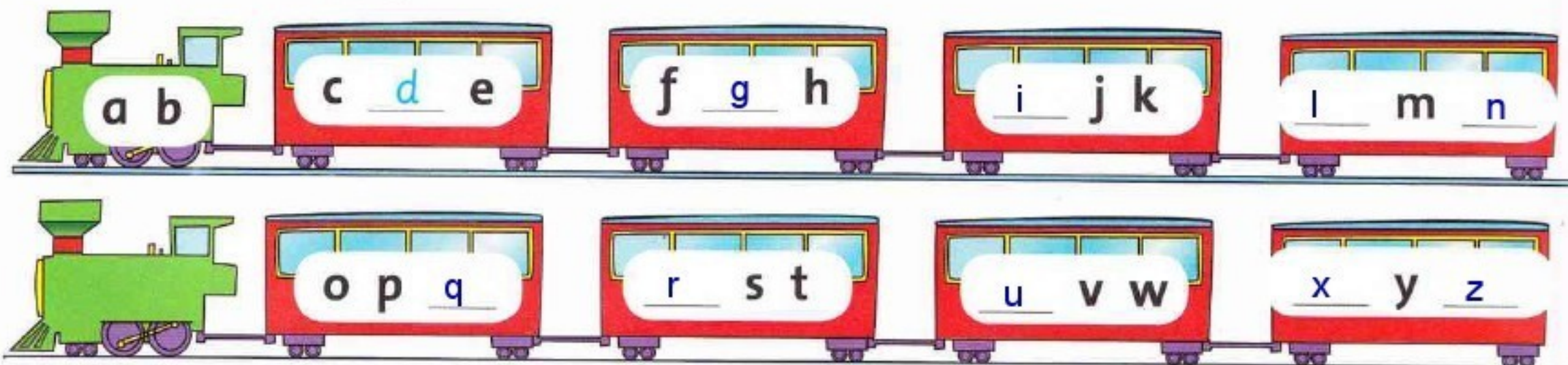
3 Write.

His Her




- 1 Her socks are white.
- 2 His shorts are orange.
- 3 His T-shirt is green and orange.
- 4 His socks are blue.
- 5 Her trousers are green.

4 Write the letters.



5 Circle.

ch shch shch shch sh

6 Read and colour.

**My work in Units 7, 8 and 9 is**

