

## Lesson One Words

1 Listen, point and repeat.  60

mum



dad



sister



brother



grandma




grandpa

3 Listen and read.  62

1



2



3



4





1 Listen to the story again and repeat. Act.

2 Look and say.

Let's learn!



This is Mum's book.



This is Billy's teddy.

3 Follow and write.



Mum



Dad



Rosy



Grandma



Grandpa



It's Rosy's kite.



It's Mum's book.



It's grandma's umbrella.



It's grandpa's pen.



It's dad's bag.



## Lesson Three Song

### 1 Listen, point and repeat. 63



Here are more people  
in my family.



aunt



uncle



cousin

### 2 Listen and sing. 64

### 3 Sing and do.

#### In my family


In my family,  
In my family,  
Lots of love,  
For you and for me.


Mum and dad,  
Sister and brother,  
Grandma and grandpa,  
Not like any other.


Aunt and uncle,  
And cousins too,  
My family helps me,  
My family helps you.

In my family, ...



1 Listen, point and repeat.  65




2 Listen and chant.  66


Here is a van, v, v, van.  
 Here is a window, w, w, window.  
 Here is a box, x, x, box.  
 Here is a yo-yo, y, y, yo-yo.  
 Here is a zebra, z, z, zebra.

3 Listen to the sounds and join the letters.  67

What is in the van?



4 Read and circle the sounds v, w, x, y, z.



Look out of the window w.  
What can you see?  
 I can see a zebra in a van.  
 And a yo-yo on a box.





## Reading

1 Point to the boy's family. Say the family words.

2 Listen and read.  68



Hi. I'm Oli. Look at my photos of my family at the park.



Can you see my sister's kite? Look, it's in the tree.



My dad throws a ball. No. The kite's still in the tree.



My aunt and uncle are here too. My uncle throws his hat. But still no kite.



Now a bird's in the tree. The bird's got the kite.



Look at the bird! Thank you, bird.



And here's my sister with her kite. She's happy now. And my family's happy too.

3 Read again. Write T (true) or F (false).

1 The family is at the park.

T

2 It is Oli's kite.

F

3 The kite is in the net.


F







4 Oli's sister is happy now.

T



Listening

1 Listen and tick (✓) the correct picture.  69




Speaking


2 Point, ask and answer.

Who's this?

It's Oli's dad.



It's Oli.



It's Oli's sister



It's Oli's mom.



It's Oli's dad.

Writing

3 Circle the question marks and underline the sentences.

What's your name? My name's Oli.

1 How old are you? I'm seven.

2 Who's this? It's Oli's aunt.

3 How are you? I'm fine, thank you.

4 What's this? It's a bird.

5 Where's the kite? It's in the tree.

6 Where's Oli? He's at the park.

Complete the writing task on page 45 of the Workbook.





## Review 2

### 1 Circle the odd-one-out. Write.

1 doctor nurse frisbee housewife

frisbee

2 swing teacher seesaw slide

teacher

3 aunt uncle brother ice cream

ice cream


4 mum fireman policeman pilot

mum

5 net cousin tree pool

cousin

### 2 Number the picture.



- 1 ~~sister~~
- 2 dad
- 3 grandma
- 4 grandpa
- 5 aunt
- 6 uncle
- 7 brother
- 8 cousin
- 9 mum



## 3 Write.

He's      She's




- 1 He's a doctor.      2 She's a nurse.      3 He's a fireman.      4 She's a pupil.

## 4 Look at the picture again and write.

- 1 Where's the doll?      It's under the toy box.  
 2 Where's the teddy?      It's in the toy box.  
 3 Where's the ruler?      It's in the bag.

## 5 Circle.



## 6 Read and colour.

**My work in Units 4, 5 and 6 is**



**OK**



**Good**



**Excellent**