

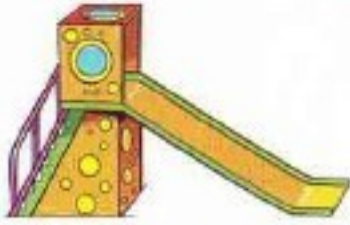
# Where's the ball?

## Lesson One Words

1 Listen, point and repeat. 50



seesaw



slide



net




swing



tree

3 Listen and read. 52






- 1 Listen to the story again and repeat. Act.
- 2 Look and say.

Let's learn!



Where's the ball?  
It's **in** the net.



Where's the ball?  
It's **on** the slide.




Where's the ball?  
It's **under** the seesaw.

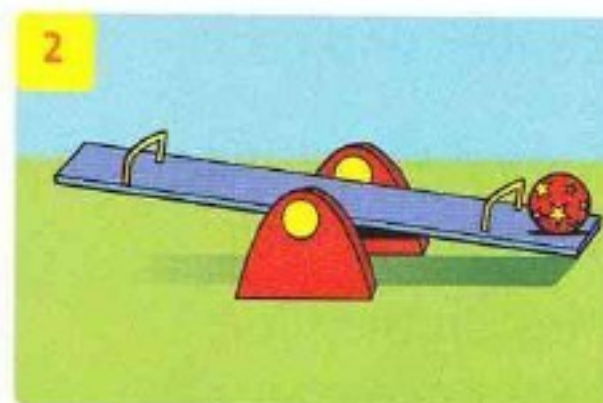
Where's = Where is

3 Write.


in on under



It's under the tree.



It's on the seesaw.



It's under the swing.

4 Point, ask and answer.


Where's the ball?

It's under the tree.




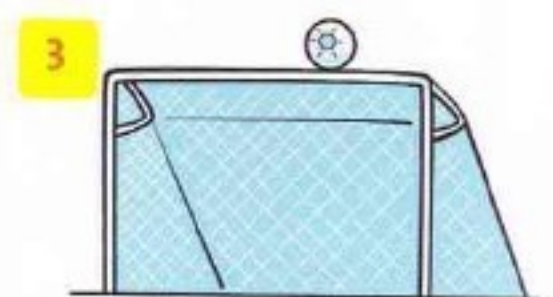
4. It's on the slide.

2. It's under the slide.



5. It's in the net.

3. It's on the net.





1 Listen, point and repeat.  53



pool



ice cream



frisbee

2 Listen and sing.  54

3 Sing and do.




**At the park!**

At the park,  
It's so much fun.  
For you, for me, for everyone!


Play on the seesaw,  
Play in the pool.  
Eat an ice cream,  
It's nice and cool.






Play with a frisbee,  
Play with a ball.  
Play on the slide,  
It's fun for all.


At the park,  
It's so much fun.  
For you, for me, for everyone!






1 Listen, point and repeat.  55

<b>Qq</b>	<b>Rr</b>	<b>Ss</b>	<b>Tt</b>	<b>Uu</b>
queen	rabbit	sofa	teddy	umbrella
				

2 Listen and chant.  56

Where is the queen? Q, q, queen.  
 Where is the rabbit? R, r, rabbit.  
 Where is the sofa? S, s, sofa.  
 Where is the teddy? T, t, teddy.  
 Where is the umbrella? U, u, umbrella.

3 Listen to the sounds and join the letters.  57

What has the queen got?

	t	s	q	t	r	r	t			
	q	r	u	s	u	q	u			
	s	u	t	q	t	s	r			


4 Read and circle the sounds *q*, *r*, *s*, *t*, *u* at the start of the words.


The queen is on the sofa.  
 The queen has got a rabbit.  
 The teddy is on the sofa.  
 The teddy has got an umbrella.







Reading


- 1 What can you see in the park? Point and say.
- 2 Listen, read and point.  58




Look! This is a park. Can you see the boys and girls in the park?  
Where are their toys? Can you help?





1  This is Toby.  
His toy is under a tree.  
What is it?

2  Her name is Sara.  
Can you see her toy?  
It is on the slide.

3  His name is Pete.  
His toy is in the football net.  
Can you see it?

4  This is Anna.  
Her toy is under the swing.  
What is it?

- 3 Read again. Match the children and toys.


1    

doll car kite frisbee

*(Note: Red arrows in the image connect child 1 to car, child 2 to kite, child 3 to frisbee, and child 4 to doll.)*



## Listening

1 Listen and number.  59

## Speaking

2 Ask and answer. *Where's the girl?* *She's under the tree.*

## Writing

## 3 Circle the capital letters at the start of the names.

This is Tim.

1 My name's Rosy.

2 This is Billy.

3 Look at Billy and Rosy.

4 Good try, Tim.

5 Billy is two.

6 Rosy and Tim are pupils.

Complete the writing task on page 39 of the Workbook.

