


# 3

# This is my nose!

## Lesson One Words

1 Listen, point and repeat.  30



arms



nose




face






legs



ears

2 Listen and chant.  31


3 Listen and read.  32






- 1 Listen to the story again and repeat. Act.
- 2 Look and say.

Let's learn!



one arm



two arms



These are my arms.



This is my nose.


- 3 Write. This is These are



These are my legs.



These are my arms.



- a This is \_\_\_\_\_ my face.
- b This is \_\_\_\_\_ my nose.
- c This is \_\_\_\_\_ my ears.

- 4 Circle.



legs / leg



arm / arms



legs / leg



arms / arm



1 Listen, point and repeat.  33



2 Listen and sing.  34

3 Sing and do.

### Ten fingers on my hands

Ten fingers on my hands,  
On my hands.


Ten fingers on my hands,  
On my hands.

Two eyes, one nose,  
All on my face.

Ten fingers on my hands,  
On my hands.





1 Listen, point and repeat.  35



2 Listen and chant.  36

Look at the ink, i, i, ink.  
 Look at the jam, j, j, jam.  
 Look at the kite, k, k, kite.  
 Look at the lion, l, l, lion.

3 Listen to the sounds and join the letters.  37

What has the lion got?



4 Read and circle the sounds *i, j, k, l* at the start of the words.



The lion's got some jam.  
 The lion's got some ink.  
Look! Here is a kite.  
 Oops! The lion is a mess.






## Reading

1 Point to parts of the body. Say the words.

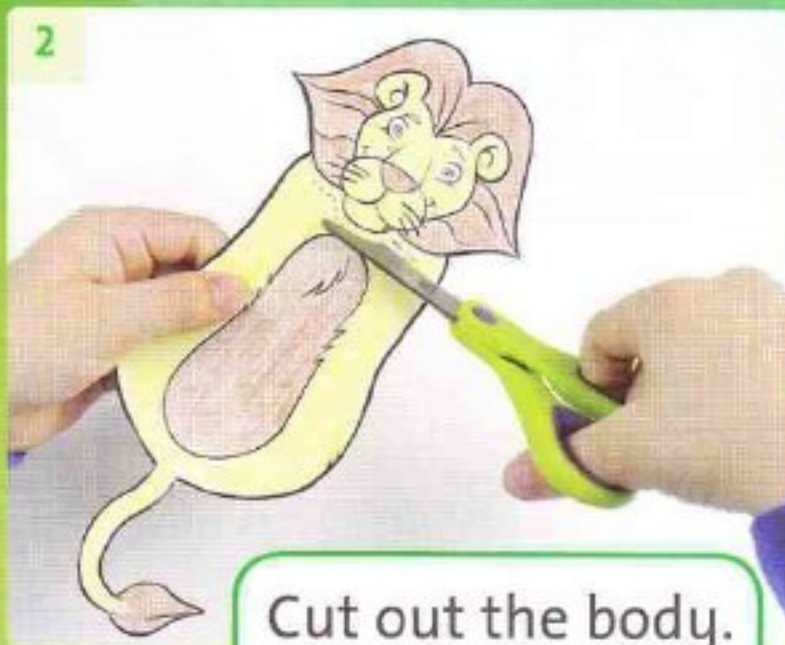
2 Listen and read.  38




Hi. I'm Tom.  
Let's make a paper lion!



1 Colour the face, the body and the legs. Then colour the paws and tail too.



2 Cut out the body.  
Now cut the face.



3 Fold the tail.  
Fold the face.



4 Cut out the four legs and paws. Fold the legs.



5 Stick the paws on the legs.  
Stick the legs on the body.




6 Look! It's a lion.




3 Read again. Number the pictures in the correct order.





Listening

1 Listen and number.  39



Speaking

2 Look at the pictures again. Ask and answer.

It's brown. The eyes are green.  
What is it?

It's a goat.

Writing

3 Circle each sentence. Then count.

I'm Tom. This is my paper toy. 2

This is my paper toy. It's a lion. Colour the face and the body. 3

Fold the face and the tail. Cut out the four legs. 2

Stick on the legs and the paws. 1

How many sentences? 8 total answer.

Complete the writing task on page 25 of the Workbook.






1 Circle the odd-one-out. Write.

1




pencil



rubber



eight



ruler

eight

2



car



ears



train



teddy

ears

3



book



nose



hands



eyes

book

4



three



ten



two




bag

bag

5




ball



window



doll



kite

window

2 Match.

1 What's this?

c

2 What's your name?

e

3 How old are you?

a

4 Is it your pencil?

b

5 How are you?

d

a I'm ten.

b Yes, it is.

c It's a teddy.


d I'm fine, thank you.

e My name's Alex.







3 Write.

This is      These are      your      my



4 Read and circle.

- |   |                 |                    |                      |
|---|-----------------|--------------------|----------------------|
| 1  | Is it a kite?   | Yes, it is.        | <u>No, it isn't.</u> |
| 2  | Is it a train?  | <b>Yes, it is.</b> | No, it isn't.        |
| 3  | Is it a ruler?  | <b>Yes, it is.</b> | No, it isn't.        |
| 4  | Is it a puzzle? | Yes, it is.        | <b>No, it isn't.</b> |

5 Circle.



6 Read and colour.

My work in Units 1, 2 and 3 is

 **OK**        **Good**         **Excellent**