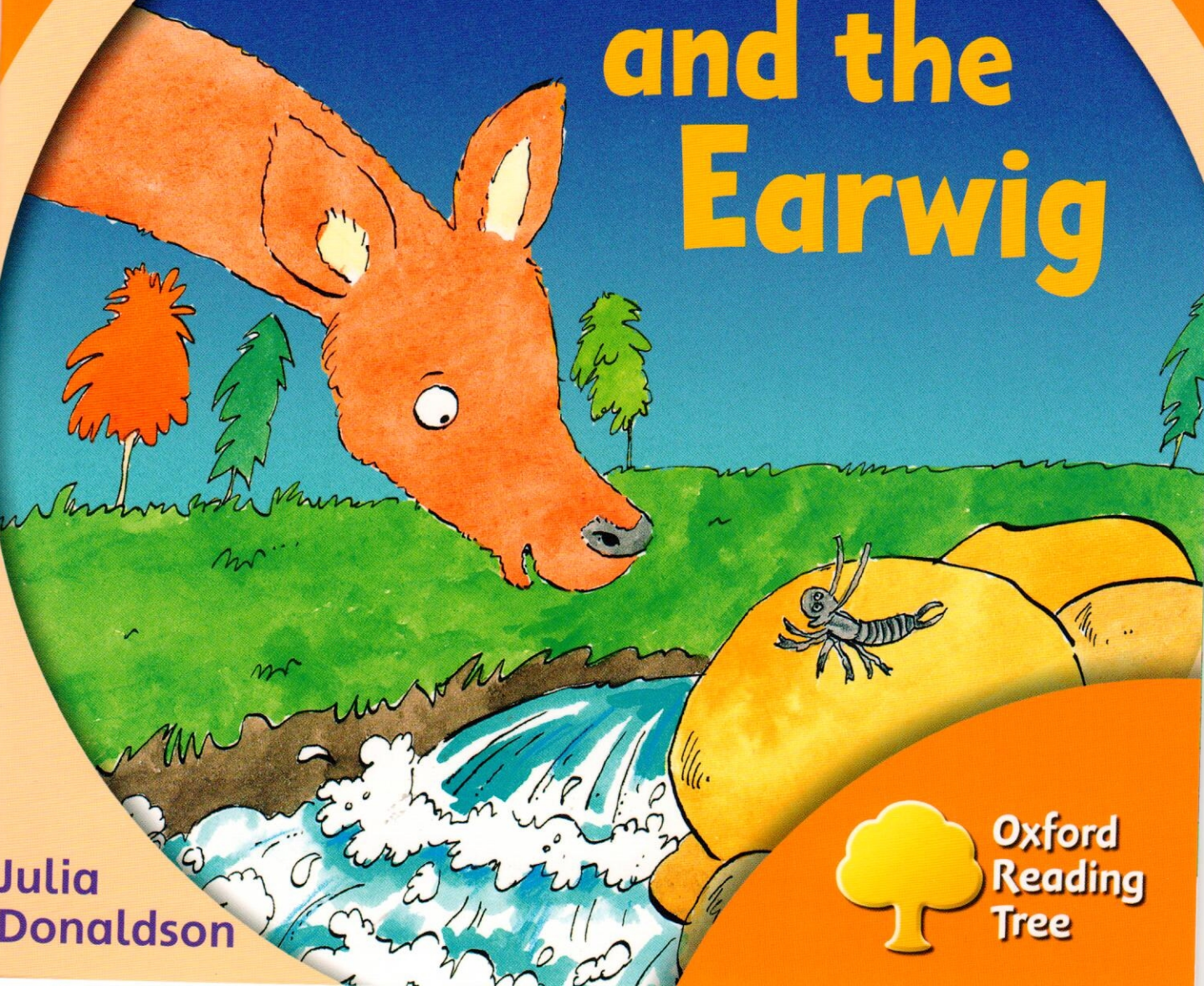




Songbirds

Phonics

# The Deer and the Earwig



Julia  
Donaldson



Oxford  
Reading  
Tree



### **Talk together**

Ask the child to

- Point to each letter pattern in the box on the back cover and say the sound that it makes in words. Tell the child that each of these letter patterns can make the same sound.
- Look out for these letter patterns in the story and try and remember the sounds they make.

### **Reading the story**

Remember, children learn best when reading is relaxed and enjoyable, so give lots of praise.

- Encourage the child to try to read any words they do not recognise by saying the sounds of each letter pattern separately (e.g. *h - ear*), then running the sounds together quickly. If they find it difficult to say the sounds, say the word for them first, then see if they can hear the sounds in the word.
- Explain that it is important when running the sounds in a word together to check to see if it sounds like a real word as some words are less regular (e.g. *says*). Read these words to the child if they do not recognise them. Point out the letters that make the usual sound in each word (e.g. the *s* in *says*). This will help the child to remember these words.



# The Deer and the Earwig

## A Poem and a Story

I Hear with my Little Ear ..... page 2

The Deer and the Earwig ..... page 10





# I Hear with my Little Ear





I hear with my little ear. . .





**Hooray! Hooray!**  
A very loud cheer.





I hear with my little ear. . .





A very loud **bump!**  
(My dad can't steer.)






I hear with my little ear. . .






A snap of twigs.






It's a very shy deer.





# The Deer and the Earwig

Here is a stream. Here is a deer.





And here is a little black earwig.





Oh dear! The earwig has fallen into  
the stream!

"Help! Help!" he cries.





“Do not fear, I am here,” says the deer.  
She drops a leaf into the stream.






The earwig climbs on to the leaf.  
He sails to the bank.





"Thank you, deer," says the earwig.  
"You saved my life."






A week later. . .

Here is the stream. Here is the deer.

And here is the little black earwig.





Oh dear! Here is a hunter!  
He has a spear.





The deer can't see the hunter.  
She can't hear him.





Help! The hunter lifts his spear.





But here comes the earwig.






“Do not fear, I am here!” he says.





The earwig nips the hunter's ear.  
The hunter jumps and drops the spear.






The deer runs away.





"Thank you, earwig," says the deer.  
"You saved my life."





### **Check comprehension**

Ask the child

- How did the earwig save the deer? (He bit the hunter's ear which made him drop the spear and the deer ran away.)

### **Check phonics (letter-pattern sounds)**

Ask the child to

- Read pages 3 and 4. Find some words which rhyme (*hear, ear, cheer*).
- Identify the sound that is the same in all these words (the end sound *ear*).
- Point to the letter pattern that makes the long *ear* sound in these words.
- Read page 17. Find some more words which contain the long *ear* sound (*dear, Here, spear*).
- Point to the letter pattern that makes the long *ear* sound in these words.
- Find a word in the book which sounds the same as *dear* but has a different spelling and different meaning (*deer*).

**Example phonic words:** hear ear earwig dear fear spear cheer steer deer here

**Context words:** climbs comes says