


 Songbirds

Phonics

Tara's Party



Julia
Donaldson



Oxford
Reading
Tree

Talk together

Ask the child to

- Point to each letter pattern in the box on the back cover and say the sound that it makes in words. Tell the child that each of these letter patterns can make the same sound.
- Look out for these letter patterns in the story and try and remember the sound they make.

Reading the story


Remember, children learn best when reading is relaxed and enjoyable, so give lots of praise.

- Encourage the child to try to read any words they do not recognise by saying the sounds of each letter pattern separately (e.g. *p - ar - t - y*), then running the sounds together quickly. If they find it difficult to say the sounds, say the word for them first, then see if they can hear the sounds in the word.
- Explain that it is important when running the sounds in a word together to check if it sounds like a real word. Some words are less regular, e.g. *some*. Read these words to the child if they do not recognise them. Point out the letters that make the usual sound in each word (e.g. the *s* in *some*). This will help your child to remember these words.

Tara was six.

"Can I have a party?" she asked.

"Yes," said Mum.




Tara sent cards to her friends.



Veejay came to the party.
He gave Tara a toy car.



Emma came to the party.
She gave Tara a scarf.




Martha came last.
She gave Tara one marble.



Then Martha put on the scarf.
"I want it," she said.



"It's Tara's scarf," said Emma.
Martha started to cry.



"Let's play Pass the Parcel," said Tara.
Tara passed the parcel to Veejay.



Veejay passed the parcel to Emma.



Emma passed the parcel to Martha.



Martha didn't pass the parcel.
She started to rip off all the paper.




“Pass the parcel!” said Tara.
Martha started to cry.
“I’m not playing,” she said.



There were some sweets inside the parcel.
Veejay found them.




Martha started to cry again.
"I want the sweets," she said.



They had tea.

There were jam tarts and bananas.



"I'm starving," said Martha.
She ate ten jam tarts and five bananas.



"Let's play Hide and Seek," said Tara.



Veejay and Emma hid in the garden.
Tara found them.



Martha hid in the bath.
She found a lot of jars.
She took the lids off them.





Tara found Martha.

"Put the lids back on the jars," she said.




Martha started to cry again.



Emma's mum and Veejay's dad came for them.

"Was it a good party?" they asked.

"Yes," said Emma and Veejay.



Martha's mum came last.
"Was it a good party?" she asked.



"No," said Martha. "Everyone was nasty to me."



Check comprehension

Ask the child

- Did Martha enjoy the party? (No.)
- Why not? (She thought everyone had been nasty to her.)
- Describe Martha's character (Unkind, selfish.)

Check phonics (letter-pattern sounds)

Ask the child to

- Read pages 6 and 7. Find some words which contain a long *ar* sound (*Martha, scarf, Tara's, started*).
- Point to the letter pattern that makes the long *ar* sound in the words (*ar*).
- Write the word *start* on a piece of paper.
- Think of some words which rhyme with *start* and attempt to write them down (e.g. *cart, chart, dart, part, tart*).
- Read page 11. Find some more words which contain a long *ar* sound (*pass* – in some accents only, *parcel*).

Example phonic words: Tara Tara's party cards March car scarf Martha Martha's marble started parcel tarts starving garden jars asked last passed bananas bath nasty

Context words: all come everyone for friends have her one said some the there they want was were