




Songbirds

Phonics

Ron Rabbit's Big Day



Julia
Donaldson



Oxford
Reading
Tree

Talk together

Ask your child to

- Point to the letter pattern in the box on the back cover and say the sound that it makes in words. Tell your child the sound if necessary (ee as in *three*).
- Look out for this letter pattern in the story. Try and remember the sound it makes.

Read the story

Remember, children learn best when reading is relaxed and enjoyable so give lots of praise.

- Encourage your child to try to read any words they don't recognise by saying the sounds of each letter pattern separately (e.g. g - e - t), then running the sounds together quickly. If they find it difficult to say the sounds, say the sounds for them first and then see if they can hear the word.
- Explain that it is important when running the sounds in a word together to check to see if it sounds like a real word as some words are less regular (e.g. *new*). Read these words to your child if they don't recognise them. Point out the letters that make the usual sound in each word (e.g. the *n* in *new*). This will help your child to remember these words.



TEACHERS
For inspirational support plus
five resources and eBooks
www.oxfordprimary.co.uk


PARENTS
Help your child's reading
with essential tips, phonics
support and free eBooks
www.oxfordowl.co.uk

See inside back cover for other activities.

Ron Rabbit has a new job. He is a milkman.




Ron has to get up at six. The sun is not up yet.



2

Ron fills his van with milk. Then he sets off.



3

Mrs Jessop needs one bottle of milk. Ron dumps it on the step.




4

Two bottles for Miss Quin. Three bottles for Mr Chang.



5

Mr and Mrs Preston have ten children. They need ten bottles of milk!



6

Ron is getting the bottles from his van when he sees a man. The man is creeping along.



7

Is it Mr Preston? No, this man is not as thin, and he has a big black sack on his back.



8

When the man sees Ron he runs. "Stop!" yells Ron. He runs after the man.



9


Ron trips the man up. The man drops the sack and Ron grabs it. The man runs off.



In the sack are lots of things... a clock, a pink jug, a big cup, a green lamp, and a cash box!



Ron rings the bell. Mrs Preston is cross. "I was asleep, Ron," she says.



But then she sees all the things, and Ron tells her about the bad man. "Thank you, Ron!" says Mrs Preston.




Mr Preston rings the cops.



The cops catch the bad man.



Ron gets a medal.



Check comprehension

Ask your child

- Why did Ron trip the man up? (He was stealing things from Mr Preston.)

Check phonics (letter-pattern sounds)

Ask your child to

- Find and read some words on page 8 which rhyme with *crack* (*black, sack, back*). Say what sound the end two consonants make in the words.
- Think of other words which end with *ck* (e.g. *track, sock, duck, pick*). Try and write some on a piece of paper.
- Find and read some words in the book which begin with the two consonants *cr* (*creeping, cross*).
- Point to the letter pattern that makes the long vowel sound in *creeping*. Say what sound this letter pattern makes (*ee*).
- Find and read some more words in the book which contain the letter pattern *ee* (*needs, three, need, sees, green, asleep*).

Example phonic words: needs three need sees creeping green asleep

High frequency tricky words – These words are common but children may find them hard to read at this stage: a new he to the Mrs one bottle of two for Mr have they no after are was she says all her about