


Snapdragons

The Chatterbox Turtle



Cynthia Rider
Andrea Petrlik



Oxford
Reading
Tree



What is the story about?

Turtle loves to talk to the animals, including two geese who offer to fly him to their beautiful lake. Their plan is to take both ends of a stick while Turtle holds the middle in his mouth. The parrots and monkeys call out to him but he remembers not to reply. But when Snake taunts him, he forgets, opens his mouth and falls to the ground.

Talk together

Read the title and discuss its meaning. Look through the illustrations, talking about Turtle and the geese's plan for flying Turtle to the lake. Make sure your child understands why Turtle must keep his mouth closed during the flight.

Read the story


- Listen and respond with shared enjoyment as your child reads.
- On page 2, if necessary, help your child read 'animals'. Say, "As you sound out the word, think what it could be."
- On pages 6 and 7, encourage your child to read the spoken words as if Turtle and the geese were talking to each other.
- On page 8, ask, "What does it mean, 'But you must not talk until we get home'?"
- On page 11, ask, "Can you make the geese sound quite stern?"
- On page 23, ask, "What did Turtle mean by saying, 'I've got even more to talk about'?"

The Chatterbox Turtle




Story by Cynthia Rider
Pictures by Andrea Petrlik


OXFORD
UNIVERSITY PRESS



Turtle lived in a muddy pool.
Lots of animals came to the
pool to drink. Turtle loved to
talk to the animals.



“Turtle is a big chatterbox,”
they said.

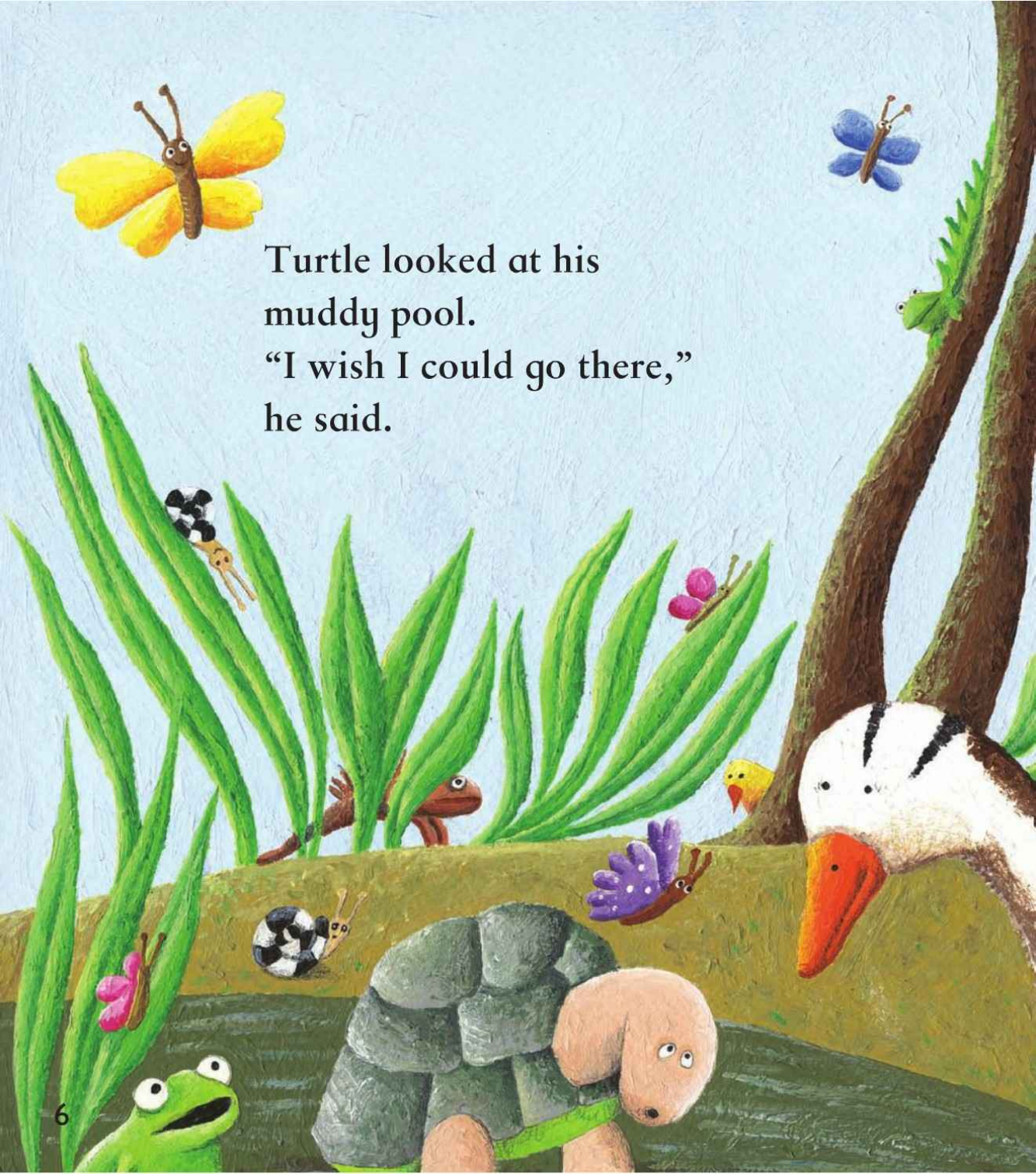


One day, Turtle saw two geese
by the pool.
“What are you doing here?” he
asked.




“We are on our way home,”
said the geese. “We live far,
far away on a beautiful blue
lake.”





Turtle looked at his
muddy pool.
“I wish I could go there,”
he said.





“Why don’t you fly back with us?” asked the two geese.
“I can’t fly,” Turtle told them.

“We’ll carry you to the lake,”
said the geese. “But you must
not talk until we get home.”




“I won’t say one word!” said
Turtle.





The geese found a long stick.
They held it in their beaks.



“Hold onto this with your mouth,” they said. “And remember! You must not talk. Not a word, or you will fall.”

Turtle put the stick in his
mouth and the two geese flew
up, up into the sky.





What fun!

I'm flying!


As they flew over the trees, two parrots saw them.

Look!

Where are you going, Turtle?



Turtle wanted to shout back to them.
Just in time, he remembered not to talk.




The monkeys saw Turtle, too. They waved
their paws at him.

“You do look silly,” they shouted.




Turtle wanted to shout. Just in time, he remembered not to talk.






“Look! Turtle has to keep his mouth closed,” laughed Snake. “I bet you can’t keep your mouth closed, Turtle. You can’t stop talking.”




“Yes I can!”
shouted Turtle.



Yes I can!





Down,



down,



down



he fell.





Bump!



Bump!




Bump!




he went.







The animals rushed to see if he was all right. Turtle grinned up at them. “You were right,” he said. “I can’t stop talking.”



“But now I’ve been flying,” he
laughed, “I’ve got even more to
talk about!”



And he went all the way home
to his muddy pool.



Play a game

Count the letters

This game encourages your child to look closely at words, and helps with reading and spelling, and working with the alphabet.

- Use a dice. Take turns with your child to throw it and find a word in the story with the number of letters shown on the dice.
- If this is too easy, use an alphabet. Shake the dice, count forward the number of letters shown on the dice, and find a word in the story starting with that letter.

Other ideas

- Re-read the story, taking turns with your child to read the speaking parts and pretending to be the different animals with different voices.
- Find stories about animals playing tricks on each other to share with your child, such as, Brer Rabbit and Anansi stories; and 'Aesop's Fables'.

Story by Cynthia Rider
Pictures by Andrea Petrlik

The Chatterbox Turtle

The Chatterbox Turtle tries to
stop talking.



This story practises these words:
can't down his home not saw them two

Stage 5 Snapdragons

Locked Out	The School Trip
Little Dragon	The Chatterbox Turtle
Alf Saves the Day	The Sandwich that Jack Made

Available in packs

Stage 5 Snapdragons Pack of 6 (one of each title) ISBN 978-0-19-845498-4

Stage 5 Snapdragons Class Pack of 36 (six of each title) ISBN 978-0-19-845536-3

Guided Reading Cards also available

OXFORD
UNIVERSITY PRESS

www.OxfordPrimary.co.uk

Orders and enquiries to Customer Services:
tel. 01536 452610

For further information, phone the
Oxford Primary Care-line: tel. 01865 353881

Text © Cynthia Rider 2004
Illustrations © Oxford University Press 2004

10 9 8 7 6 5 4

ISBN 978-0-19-845541-7



9 780198 455417

Printed in China by Imago