


- **Topics** trade and transport: from ships to trains; the art of henna; weddings; Al Janadriyah Festival; Arabic homes: the Majlis; the mosque
- **Use of English** would/used to; complex pre-modified noun phrases



## Lesson 1–2 Trade and transport: from ships to trains

- What sort of trade did the people of the UAE do in the past? How did the dhows help with trade?
- Which countries do you think the UAE does most of its trade with nowadays?
- What types of transportation are used by businesses in the UAE?
- Choose three forms of transport. What types of goods are transported using these?


### Listening

- 1  Listen to a radio presenter interviewing a professor about trade in the UAE. Then, work with a partner and discuss what title you would give this interview.

#### Listening strategy


When listening for missing information, look at the words that come before and after the gaps. You can often guess what type of word it will be.



2  Listen again to part of the interview. Read the sentences and choose True (T), False (F) or Not Given (NG).

- 1 In the 1950s, dhows were able to anchor in the port to unload their cargoes. \_\_\_\_\_
- 2 The transport infrastructure before the 1970s was excellent, with roads connecting traders with trade routes across the emirates. \_\_\_\_\_
- 3 Traders used to use sand tracks along the beach to transport goods from Dubai to Abu Dhabi. \_\_\_\_\_
- 4 Today, the UAE's network of communication highways is the most developed in the world. \_\_\_\_\_

## Listening

3  Copy the graphic organiser into your notebook. Listen to the interview again and make notes.

Sea	Road	Rail

## Speaking

4 Compare your notes with a partner. What main ideas and details did you both note down? Did you and your partner organise your notes in the same way or differently?

### Listening strategy

When you are listening for key information, it is helpful to make notes. Include details such as dates and facts; or key ideas such as opinions. Don't try to write everything you hear.

Create graphic organisers to help you take notes. Try using a table, a spider diagram, a list or even pictures to record key information. It is good to try different methods and see what works best for you.