

KSA Edition
Smart Class 3

H. Q. Mitchell - Marileni Malkogianni

English Language
Elementary Stage
Fifth Elementary Grade
First Semester

اللغة الإنجليزية
المرحلة الابتدائية
الصف الخامس الابتدائي
الفصل الدراسي الأول

كتاب الطالب

Student's Book

**وكتاب التمارين
and Workbook**



Published by


mm publications
إم إم للنشر

طبعة ١٤٣٩ / ١٤٤٠ هـ
2018 / 2019 Edition

Track list for Student's CD/CD-ROM

Track	Module	Activity	Track	Module	Activity
1	Titles		46	3 Phonics Plurals s /s/, s /z/, es /tʒ/ (Workbook)	2. Listen and number
2	Hello	1. Look and listen	47	3 Phonics Plurals s /s/, s /z/, es /tʒ/ (Workbook)	3. Listen and match
3	1 Phonics dates - white - rose	1. Listen and say	48	3 A chant	Vocabulary
4	1 Phonics dates - white - rose	2. Listen and chant	49	3 A chant	1. Listen and match
5	1 Phonics dates - white - rose (Workbook)	1. Listen, say and circle	50	3 Smart kids	Vocabulary
6	1 Phonics dates - white - rose (Workbook)	2. Listen and number	51	3 Smart kids	1. Look and listen
7	1 Phonics dates - white - rose (Workbook)	3. Listen, say and write	52	3 Our world	Vocabulary
8	1 A chant	Vocabulary	53	3 Our world	1. Look and listen
9	1 A chant	1. Listen and match	54	3 Let's play	Vocabulary
10	1 Smart kids	Vocabulary	55	3 Phonics chimp - sheep	1. Listen and say
11	1 Smart kids	1. Look and listen	56	3 Phonics chimp - sheep	2. Listen and chant
12	1 Comic	Vocabulary	57	3 Phonics chimp - sheep (Workbook)	1. Listen, say and circle
13	1 Comic	1. Look and listen	58	3 Phonics chimp - sheep (Workbook)	2. Listen and number
14	1 Let's play	Vocabulary	59	3 Phonics chimp - sheep (Workbook)	3. Listen, say and complete
15	1 Phonics teacher - bread	1. Listen and say	60	3 Story time	1. Look and listen
16	1 Phonics teacher - bread	2. Listen and chant	61	3 Revision (Workbook)	1. Listen and number
17	1 Phonics teacher - bread (Workbook)	1. Listen, say and circle	62	3 Project	1. Listen and read
18	1 Phonics teacher - bread (Workbook)	2. Listen and number	63	3 Project (Workbook)	1. Look and listen
19	1 Story time	1. Look and listen	64	3 Phonics revision	1. Listen and say
20	1 Project	1. Listen and read	65	3 Smart time 3	1. Vocabulary
21	1 Phonics revision	1. Listen and say	66	3 Smart Time 3	1. Look and listen
22	1 Smart Time 1	1. Look and listen	67	4 Phonics whale - dolphin	1. Listen and say
23	2 Phonics food - book	1. Listen and say	68	4 Phonics whale - dolphin	2. Listen and chant
24	2 Phonics food - book	2. Listen and chant	69	4 Phonics whale - dolphin (Workbook)	1. Listen, say and circle
25	2 Phonics food - book (Workbook)	1. Listen, say and circle	70	4 Phonics whale - dolphin (Workbook)	2. Listen and match
26	2 Phonics food - book (Workbook)	2. Listen and number	71	4 Phonics whale - dolphin (Workbook)	3. Listen, say and complete
27	2 A chant	Vocabulary	72	4 A chant	Vocabulary
28	2 A chant	1. Listen and match	73	4 A chant	1. Listen and match
29	2 Smart kids	Vocabulary	74	4 Smart kids	Vocabulary
30	2 Smart kids	1. Look and listen	75	4 Smart kids	1. Look and listen
31	2 Our world	Vocabulary	76	4 Our world	Vocabulary
32	2 Our world	1. Look and listen	77	4 Our world	1. Look and listen
33	2 Let's play	Vocabulary	78	4 Our world (Workbook)	1. Listen and number
34	2 Let's play	1. Look and listen	79	4 Let's play (Workbook)	1. Listen and match
35	2 Phonics computer - duck	1. Listen and say	80	4 Phonics playground - climb	1. Listen and say
36	2 Phonics computer - duck	2. Listen and chant	81	4 Phonics playground - climb	2. Listen and chant
37	2 Phonics computer - duck (Workbook)	1. Listen, say and circle	82	4 Phonics playground - climb (Workbook)	1. Listen, say and circle
38	2 Phonics computer - duck (Workbook)	2. Listen and number	83	4 Phonics playground - climb (Workbook)	2. Listen and match
39	2 Story time	1. Look and listen	84	4 Phonics playground - climb (Workbook)	3. Listen, say and complete
40	2 Project	1. Listen and read	85	4 Story time	1. Look and listen
41	2 Phonics revision	1. Listen and say	86	4 Project	3. Listen and read
42	2 Smart Time 2	1. Look and listen	87	4 Phonics revision	1. Listen and say
43	3 Phonics Plurals s /s/, s /z/, es /tʒ/	1. Listen and say	88	4 Smart Time 4	Vocabulary
44	3 Phonics Plurals s /s/, s /z/, es /tʒ/	2. Listen and chant	89	4 Smart Time 4	1. Look and listen
45	3 Phonics Plurals s /s/, s /z/, es /tʒ/ (Workbook)	1. Listen, say and circle			

Contents

Student's Book

Track list for Student's CD/CD-ROM

Hello	4	Phonics
1. Home and family	7	dates - white - rose teacher - bread
2. Friends	21	food - book computer - duck
3. Animals	35	Plurals cats - birds - dresses chimp - sheep
4. My town	49	whale - dolphin playground - climb
Picture Dictionary	62	
Grammar boxes	64	
Grade Five Objectives	71	

Workbook

Hello	74	Phonics
1. Home and family	78	dates - white - rose teacher - bread
2. Friends	90	food - book computer - duck
3. Animals	102	Plurals cats - birds - dresses chimp - sheep
4. My town	114	whale - dolphin playground - climb
Board game (modules 1-4)	124	
Cut-outs	126	



1 Look and listen. 

Back to school ABCs

A B C D E F G

Get your book and come with me.

H I J K L M N

Take your pencil and your pen.




O P Q R S T U

Let's go learn something new.

V W X Y Z

Back to school we go again.

SCHOOL



2 Listen and repeat. Then, talk in pairs. 

Hello! I'm Reema.

Hello! My name's Salim. This is Alex.

Hi! I'm...
What's your name?
Hello! My name's...

Hi! What's your name?



Look!



child -



children



man -



men



woman -



women

3 Write the plural.

1. book _____

2. child _____


3. dress _____


4. man _____


5. woman _____


6. orange _____

4 Write a or an.

1.  It's ____ apple.

2.  It's ____ ruler.

3.  It's ____ bag.

4.  It's ____ umbrella.

5 Listen and circle. 

a. **9** **11**

b. **30** **50**


c. **100** **80**

d. **18** **8**

e. **2** **12**

f. **20** **17**

6 Point. Ask and answer. 



What's that?


What colour is it?

Spell 'desk'.

It's a desk.

It's green.

D-E-S-K.



Phonics

dates - white - rose



1 Listen and say. 

a



dates



cake

i



white



rice

o



rose



home

2 Listen and chant. 



Dave and Jerome

Dave and Jerome
are at home.

Look at Dave.
He has got a cake.
A big cake with dates.

Look at Jerome.
He has got a rose.
A white rose
on his nose!



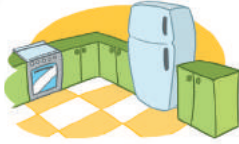
Home and family

1

A chant



bedroom



kitchen




bathroom



living room

1 Listen and match. Then say. 

Where's my family?



Where's my father?

Where's my mother?

In the living room, in the living room

They are in the living room.

Where's my grandfather?

Where's my grandmother?

In the kitchen, in the kitchen

They are in the kitchen.

Where's my brother?

Where's my brother?

In the bathroom, in the bathroom

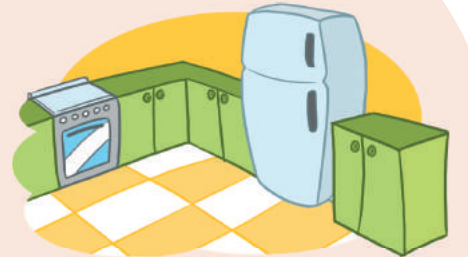

He is in the bathroom.

Where's my sister?

Where's my sister?

In the bedroom, in the bedroom

She is in the bedroom.



Look!

Where's my father?

He is **in** the living room.

Where's = Where is

1

Smart kids



uncle



aunt



cousin



baby



friend

1 Look and listen.



Look!

Is she your mother?
 He isn't my father.
 She isn't my mother.

Yes, she is.
 No, she isn't.

isn't = is not

2 Listen and number (1-4).



a



b




c



d

3 Look, read and circle.



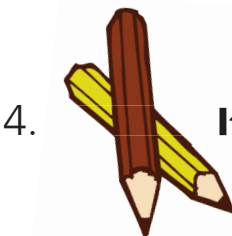
1. **He isn't / She isn't** my aunt.



2. **I'm not / He isn't** my uncle.



3. **You aren't / It isn't** my cousin.



4. **It isn't / They aren't** pens.

4 Ask and answer.



Is he your father?

No, he isn't. He's my uncle.





jigsaw puzzle




board game



computer game



garden



wardrobe

1 Look and listen.

Let's play



Look!

Where's the board game?

Where's = Where is It's = It is

It's **on** the bed.





It's **under** the bed.





It's **in** the wardrobe.





2 Listen and tick (✓). 

1.  



a b

2.  

a b

3.  

a b

4.  

a b

3 Look, read and complete. under in on



1. The jigsaw puzzle is _____ the bed.

2. The board game is _____ the wardrobe.

3. The computer game is _____ the desk.

4 Look at activity 2. Ask and answer. 


Where's the jigsaw puzzle?

It's under the bed.



1

Let's play



bookcase



lamp



sofa



TV



window

Look!

Where are the dolls?

They're = They are

They're **next to** the sofa.



They're **between** the lamp and the computer.



1 Look and listen. Then play.

Where are the board games?



They're next to the lamp.

board games jigsaw puzzles books rubbers
teddy bears computer games



Phonics

teacher - bread



1 Listen and say. 

ea



teacher



eat

ea



bread



head

2 Listen and chant. 



My teacher

This is my teacher with
a hat on his head.
It is red. It is red.


This is my teacher with
bread in his bag.
The bag is black.
It is black.


Teacher, teacher
Read your book!
Teacher, teacher
Read your book!



1 Look and listen.

The jigsaw puzzle





2 Read and write T for True or F for False.

- 1. Picture 1: The jigsaw puzzle is next to the bed.
- 2. Picture 3: The girls are in the jigsaw puzzle.
- 3. Picture 4: A rabbit is with the girls.
- 4. Picture 5: The girl is at home.

Revision 1



1 Look and write.

grandfather ~~aunt~~ cousin grandmother uncle baby

1. aunt

2. _____

3. _____

4. _____

5. _____

6. _____

2 Listen and number (1-4).

1.

2.

3.

4.

a

b

c

d

3 Look and write.

garden bedroom kitchen



1. Where's Ammar?
He's in the _____.



2. Where's Hasna?
She's in the _____.



3. Where's Aisha?
She's in the _____.

1 Listen and read.



My family

My name is Ali and this is my family. In this photo, my father, my mother, my brother and my sister are in the garden. My uncle, Karim, my aunt, Reema and my cousin, Saud, are in the garden, too.

Writing tip

We use **commas** (,), and **and** to write a list of things in a sentence.
*This is my father, my mother, my brother **and** my sister.*

Phonics revision



1 Listen and say.

a - i - o



dates



cake



white



rice



rose



home

ea - ea



teacher



eat



bread



head

2 Listen and say. Then circle.



a i



i a



i ea



o ea




o ea



a o



ea o



o ea



My favourite room

1 Look and listen.



Omar

This is my living room. It's my favourite room. The sofa is orange. The vase is on the table. The TV is big.

This is my bedroom. It's my favourite room. My books and my board games are in the bookcase. I have got teddy bears, cars and planes, too.



Bill



2 Read and write T for True or F for False.



1. The sofa is blue.
2. The vase is on the table.
3. The TV is big.



4. The books and the computer games are in the bookcase.
5. He has got cars and planes.

Phonics

food - book



1 Listen and say. 

oo



food

room

oo



book

look

2 Listen and chant. 



Look! Look!

Look! Look!
Food in the room!
Food in the room!
Let's eat! Let's eat!

Oh, no! Oh, no!
Food on my book.
Food on my book!

Friends 2

50 fifty **51** fifty-one **52** fifty-two **53** fifty-three

54 fifty-four **55** fifty-five **56** fifty-six **57** fifty-seven **58** fifty-eight **59** fifty-nine

60 sixty **70** seventy **80** eighty **90** ninety **100** a hundred bus - buses

A chant



1 Listen and match. Then say.


Friends



I have got thirty buses.
You have got seventy buses.
Together we have got a hundred buses.



Buses, buses, buses
For all the boys and all the girls!



I have got fifty planes.
You have got forty planes.
Together we have got ninety planes.
Planes, planes, planes
To share with all our friends!



Look!



I have got a bus.



You have got a jigsaw puzzle.



We have got two planes.



You have got books.



They have got a board game.



parrot



lizard



frog



snake



rabbit



bird

1 Look and listen. 



Look!

Have you got a frog? < Yes, I have.
No, I haven't.

haven't = have not



His parrot is green.





Her cat is brown.



Our fish is yellow.

2 Listen and match.



3 Look, read and circle.



1. **My / Our** parrot is red and green.



2. **Her / His** frog is green.



3. **Your / Our** lizard is brown.



4. **Her / Our** fish is yellow.



5. **His / Her** rabbit is white.

4 Ask and answer. Then write.

Have you got a parrot?

Yes, I have.



Find someone who has got:

- a parrot _____
- a cat _____
- a fish _____
- a rabbit _____
- a bird _____



curly hair



straight hair



long hair



short hair

1 Look and listen. 

 My Friends



1

This is Jameel. He has got curly hair. His eyes are brown.



2

This is Henry. He hasn't got long hair. He has got short hair and green eyes.



3

This is Fatima. She has got long hair. Her eyes are brown.





4

This is Mary. She hasn't got curly hair. She has got straight hair and blue eyes.

Look!

He	has got	curly hair.	hasn't = has not
She	hasn't got		

2 Look at activity 1 and write.

	Jameel	Henry	Fatima	Mary
 hair	curly			
 eyes				

3 Listen and number (1-4). 

a | 1

b | c | d | **4** Look at activity 1 and say. 

He hasn't got curly hair. He has got straight hair.




It's Henry!



2

Let's play



Has	he she it	got brown eyes?	Yes, No,	he she it	has/hasn't.
Have	they			they	have/haven't.



1 Look and listen.



2 Look and listen. Then play. Use the cut-outs on page 127.



Phonics

computer - duck




1 Listen and say. 

u



u



2 Listen and chant. 



My duck


I have got a duck.
A cute, hungry duck.
Where's my duck?
Is it on the computer?

He has got a duck.
A cute, hungry duck.
Where's his duck?
It's under the jumper.

1 Look and listen. 

Show and Tell





2 Read and circle.

1. Picture 1: Has Ali got a pet?
2. Picture 2: Has the cat got big ears?
3. Picture 2: Has the cat got a long tail?
4. Picture 4: Is the parrot yellow?

- Yes, he has. / No, he hasn't.**
- Yes, it has. / No, it hasn't.**
- Yes, it has. / No, it hasn't.**
- Yes, it is. / No, it isn't.**

Revision 2




1 Listen and match.

1. Ameen

2. Becky

3. Abdullah

4. Ann



2 Look at activity 1 and complete the sentences.

has got hasn't got have got haven't got

1. Ameen _____ curly hair.
2. Abdullah _____ black hair.
3. Ann _____ green eyes.
4. Becky _____ brown eyes.
5. Ameen and Abdullah _____ brown eyes.
6. Ann and Becky _____ black hair.

3 Look and match. Then write.

lizard snake ~~rabbit~~ bird frog



It's a _____.

It's a rabbit.

It's a _____.

It's a _____.

It's a _____.



1 Listen and read.



Karim

My best friend

Hello. My name is Karim. This is my best friend, Saad. He's very tall and thin. He has got black hair. His eyes are brown. His favourite food is kabsa.



Saad



Kabsa

Writing tip

Adjectives go before nouns.

e.g. He has got **black** hair.

The intensifier **very** is used to modify adjectives.

e.g. He's **very tall**.

My rabbit has got **very long** ears.



Phonics revision



1 Listen and say.


oo - oo


u - u


 food	 room
 book	 look

 computer	 cute
 duck	 jumper

2 Listen and say. Then circle.

1. 
oo u


2. 
oo u


3. 
oo u

4. 
oo u

5. 
oo u

6. 
oo u

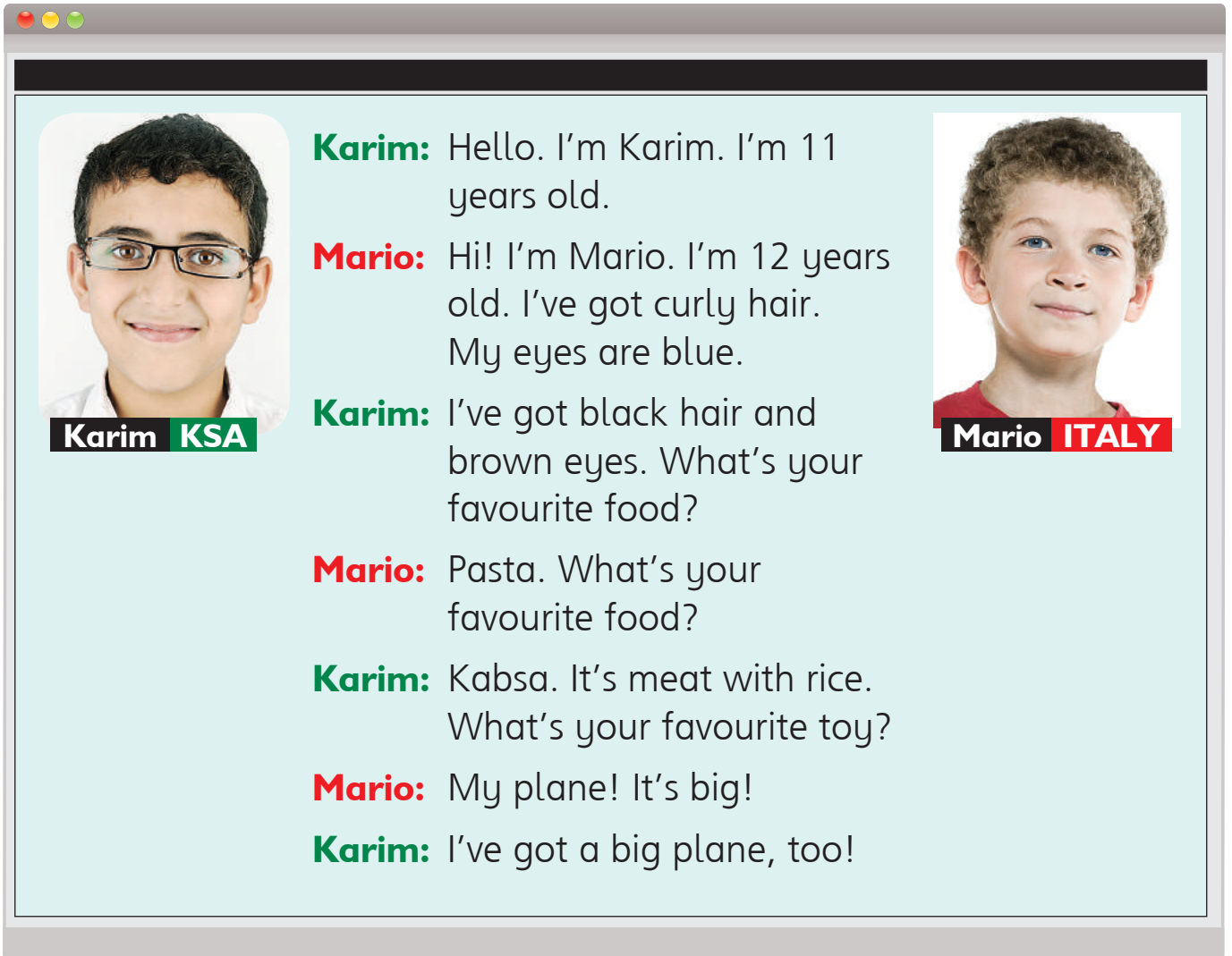
7. 
oo u


8. 
oo u




e-friends

1 Look and listen.



Karim KSA 

Karim: Hello. I'm Karim. I'm 11 years old.

Mario ITALY 

Mario: Hi! I'm Mario. I'm 12 years old. I've got curly hair. My eyes are blue.

Karim: I've got black hair and brown eyes. What's your favourite food?

Mario: Pasta. What's your favourite food?

Karim: Kabsa. It's meat with rice. What's your favourite toy?

Mario: My plane! It's big!

Karim: I've got a big plane, too!

2 Read and write T for True or F for False.

1. Karim is 12 years old.
2. Mario has got curly hair and blue eyes.
3. Karim has got green eyes.
4. Mario's favourite food is pasta.
5. Kabsa is meat with pasta.
6. Karim and Mario have got big planes.



Plurals cats - birds - dresses

1 Listen and say.

S

 cats	 rabbits	 birds	 hens
---	--	---	---

S

es

 dresses	 foxes
---	--

2 Listen and chant.



Funny animals



Cats with hats
Rabbits with carrots
Foxes with dresses
And hens with shoes.

Cats with hats
Rabbits with carrots
Foxes with dresses
And birds with balloons.



Animals

3



A chant

1 Listen and match. Then say.

Animals everywhere!

Look! A monkey!
Its tail is very long
Its legs are short
Its mouth is big
It isn't tall.

Look! Parrots!
Their tails are long
Their heads are small
Their wings are big
They aren't black.


Look! Camels!
Their humps are big.
Their necks are very long.
They aren't short.
Camels! Camels!



Look!



Its neck is very long.



Their tails are short.

2 Play.

Its tail is very long.



It's a monkey.



talk



swim



run



jump



fly

1 Look and listen.





climb a tree

Look!

Can you swim? $\left\{ \begin{array}{l} \text{Yes, I can.} \\ \text{No, I can't.} \end{array} \right.$

can't = cannot



I can swim.





I can't swim.





2 Listen and tick (✓).

1.  



a b

2.  

a b

3.  

a b

4.  

a b

3 Write ✓ for 'I can' and ✗ for 'I can't.' Then ask and answer.


	You	Your friend
talk	<input type="checkbox"/>	<input type="checkbox"/>
swim	<input type="checkbox"/>	<input type="checkbox"/>
run	<input type="checkbox"/>	<input type="checkbox"/>
jump	<input type="checkbox"/>	<input type="checkbox"/>
fly	<input type="checkbox"/>	<input type="checkbox"/>
climb a tree	<input type="checkbox"/>	<input type="checkbox"/>

Can you swim?
Yes, I can.





wolf



elephant



penguin



hippo



crocodile

1 Look and listen. 

Lesson Link



www.iem.edu.sa




Wild animals



1

This is an Arabian wolf. It's not very big. It has got a small head. It can run fast and swim, too.



2

This is a hippo. It has got a big mouth, but it can't talk.



3

This is an elephant. It has got big ears. It can run, but it can't climb.




4

These are penguins. They have got small wings. They can jump, but they can't fly.

Look!

It can run.

It can't climb.



They can jump.


They can't fly.



can't = cannot

2 Look at activity 1 and complete.

	HAS GOT / HAVE GOT	CAN ✓ / CAN'T X
	_____ head	run fast ✓ _____ ✓
	_____ mouth	_____ X
	_____ ears	_____ ✓ _____ X
	_____ wings	_____ ✓ _____ X

3 Listen and number (1-5). a b c d e **4** Ask and answer. 


It has got small wings. It can jump, but it can't fly.

It's a penguin!



3

Let's play



1 Look and listen. Then play.

How many elephants can you see?



I can see 3 elephants.



sheep	sheep
wolf	wolves
fish	fish



Phonics

chimp - sheep

Lesson Link



www.iien.edu.sa

1 Listen and say. 

ch



chimp



peach



chair

sh



sheep



fish



shirt

2 Listen and chant. 



The chimp and the sheep

Look at the chimp.
It has got peaches.
It is on the chair.


And peaches
are everywhere!

Look at the sheep.
They have got shirts.
They are on the chairs.
And shirts are everywhere!



Can lions run?

1 Look and listen.





2 Read and circle.

- | | |
|--|--|
| 1. Picture 1: Can hippos swim? | Yes, they can. / No, they can't. |
| 2. Picture 2: Can a zebra climb a tree? | Yes, it can. / No, it can't. |
| 3. Picture 3: Have lions got long tails? | Yes, they have. / No, they haven't. |
| 4. Picture 4: Have lions got small mouths? | Yes, they have. / No, they haven't. |

Revision 3

Lesson Link



www.iem.edu.sa

1 Look and write.

penguin lion tiger camel zebra
monkey hippo elephant

2 Look at activity 1 and circle.

- | | |
|------------------------|----------------------------------|
| 1. Can lions run? | Yes, they can. / No, they can't. |
| 2. Can penguins fly? | Yes, they can. / No, they can't. |
| 3. Can elephants jump? | Yes, they can. / No, they can't. |
| 4. Can hippos swim? | Yes, they can. / No, they can't. |
| 5. Can camels talk? | Yes, they can. / No, they can't. |

3 Look, complete and answer. sheep wolves goats

28



56



99



1. How many
can you see?

2. _____
can you see?

3. _____
can you see?



1 Listen and read.

My favourite animal



My favourite animal is the camel. It has got a small head, a long neck and long legs. Its ears are small. It has got a hump, too. It can run, but it can't swim.



Writing tip

We use **and** to join similar ideas.

*It has got a long neck **and** long legs.*

We use **but** to join two opposite ideas.

*It can run, **but** it can't swim.*



1 Listen and say. 

s - s - es



cats



rabbits



birds



hens



dresses



foxes

ch - sh



chimp



peach



chair



sheep



fish



shirt

2 Listen and say. Then circle. 



s es



s es



s es



ch sh



ch sh



ch sh



strong

Animals

1 Look and listen.



This is an Arabian Babbler. It is grey, brown and white. It has got a long tail, wings and strong legs. It can fly but it can't talk.



This is a kangaroo. It has got two short legs and two long legs. It has got a long tail, too. It can't fly, but it can jump and swim, too!

2 Read and circle.

1. Has the Arabian Babbler got a long tail?
2. Can the Arabian Babbler fly?
3. Has the kangaroo got four long legs?
4. Has the kangaroo got a short tail?
5. Can the kangaroo jump?

Yes, it has. / No, it hasn't.

Yes, it can. / No, it can't.

Yes, it has. / No, it hasn't.

Yes, it has. / No, it hasn't.

Yes, it can. / No, it can't.

Phonics

whale - dolphin



1 Listen and say. 

wh




whale



wheel

ph



dolphin



photo

2 Listen and chant. 



The photo

Look at the photo

What is this?

A white whale on a wheel.

Look at the photo

What is this?

A white dolphin on a wheel.

And what's that? What's that?

Is it an elephant and a cat?

No, look! It's an elephant
with a big hat.



My town 4



library



toy shop



school



restaurant



park

A chant

1 Listen and match. Then say. 

This is my town

This is my town.
This is my town.
HI-HO-A-MERRY-O
This is my town!


There is a school.
There is a school.
HI-HO-A-MERRY-O
This is my town!

There is a park.
There is a park.
HI-HO-A-MERRY-O
This is my town!

There are two toy shops.
There are two toy shops.
HI-HO-A-MERRY-O
This is my town!

There are three restaurants.
There are three restaurants.
HI-HO-A-MERRY-O
This is my town!

Look! There is a library.
There are three restaurants.



mosque



supermarket



police station



playground

1 Look and listen.

Hi, Salim!
What's that?

This is my town.
Come and see! There's
a mosque. Look!



Is there a supermarket
in your town?

Yes, there is.



Is there a playground
in your town?

Yes, there is.
Let's play!



Uh oh! Is there a hospital
in your town?

No, there isn't.





hospital



farm

Look!

Is there a hospital in your town?
Yes, there is. / No, there isn't.



isn't = is not

2 Read, look at activity 1 and write.



Yes, there is. No, there isn't.

1. Is there a supermarket? _____
2. Is there a mosque? _____
3. Is there a hospital? _____
4. Is there a farm? _____
5. Is there a restaurant? _____



3 Listen and tick (✓). 

1.  



a b

2.  

a b

3.  

a b

4.  

a b

4 Play. Use the cut-outs on page 129. 

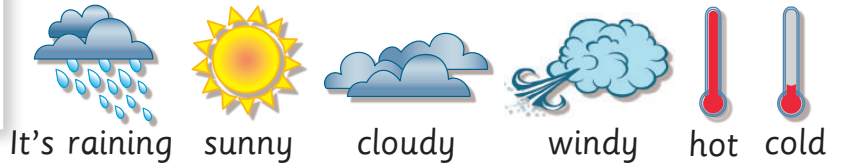
Is there a supermarket in your town?

Yes, there is.



4

Our world



1 Look and listen.

What's the weather like in your city?

I'm Lee. I'm from Seoul, Korea. It's cold here today.

I'm Ramiro. I'm from Mexico City. It's raining here today.

I'm Hassan. I'm from Rabat, Morocco. It's cloudy and windy here today.









I'm Ameer. I'm from Riyadh, Saudi Arabia. It's hot and sunny here today.

Look!

What's the weather like?
It's sunny.

What's = What is
It's = It is

2 Look at activity 1 and match.

1.		Riyadh	
2.		Rabat	
3.		Mexico City	
4.		Seoul	

3 Play. Use the cut-outs on page 131. 

What's the weather like in Riyadh?


It's hot.



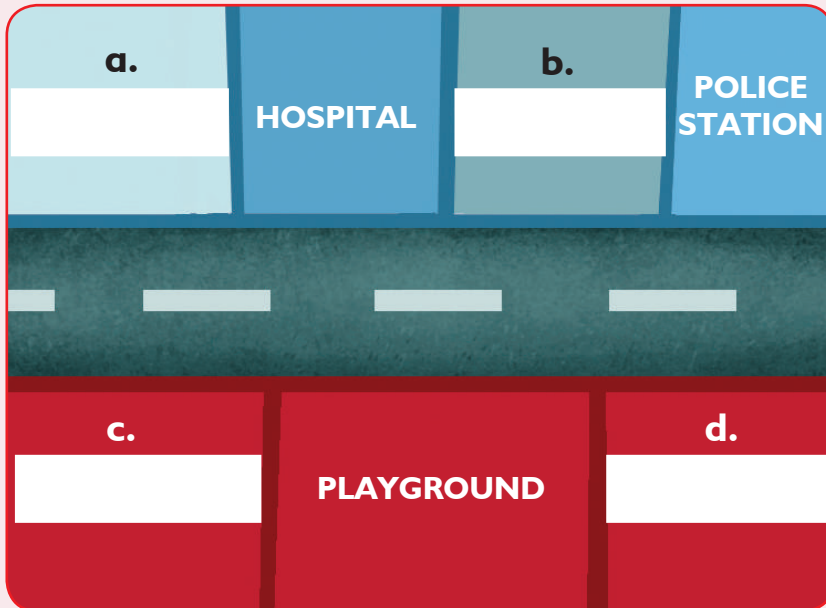


Where's the hospital?
 It's **next to** the mosque.
 It's **opposite** the police station.
 It's **between** the mosque and the school.

The mosque is next to the hospital.



1 Read the sentences and name the buildings.




1. The toy shop is between the hospital and the police station.
2. The mosque is next to the hospital.
3. The restaurant is opposite the police station.
4. The school is next to the playground and opposite the mosque.

2 Look and listen. Then play. 

Where's the hospital?

It's between the police station and the restaurant.



Phonics

playground - climb

Lesson Link



www.iem.edu.sa

1 Listen and say. 

pl



playground



plane

cl



climb



clap

2 Listen and chant. 




At the playground

We are at the playground
Let's climb a tree!
Clap your hands.
You and me!

It is cloudy.
Look at the plane!
We are at the playground.
Hurray! Hurray!






1 Look and listen.

What's the **weather** like?

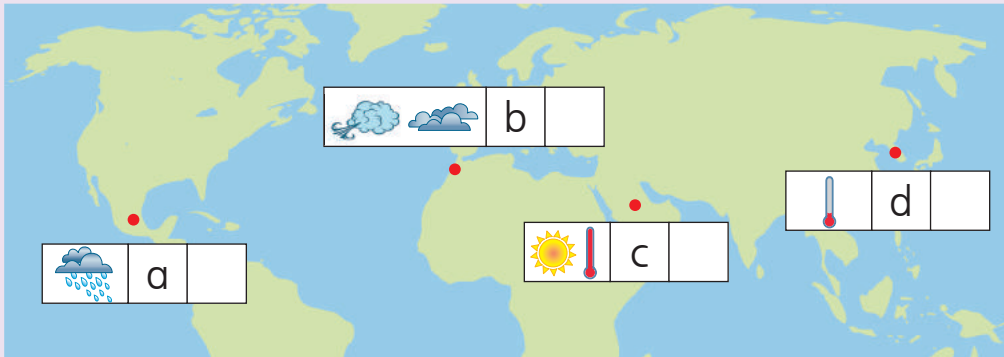


2 Read, look and write T for True or F for False.

- | | |
|--|--|
| 1. Picture 1:  It's sunny. <input type="checkbox"/> | 4. Picture 3: It's raining. <input type="checkbox"/> |
| 2. Picture 2:  It's raining. <input type="checkbox"/> | 5. Picture 4: Jack has got an umbrella. <input type="checkbox"/> |
| 3. Picture 2:  There's a playground next to his house. <input type="checkbox"/> | |



1 Listen and number (1-4).



2 Look and write. Where can you find them?

- toy shop
- hospital
- supermarket
- library
- park
- restaurant

3 Read and complete. There is There are Is there Is there

1. _____ a police station opposite the park?
2. _____ two restaurants in the town.
3. _____ a mosque next to the library.
4. _____ a playground in the town?

Project 4

Lesson Link



www.iem.edu.sa

1 Make a town.



2 Ask and answer.

Where's the police station?

It's between the school and the hospital.



3 Listen and read.



My town

In my town, there's a mosque, a supermarket and a playground. The supermarket is opposite the playground. There are three restaurants, too.

Writing tip

- We use **a/an** when we refer to non-specific nouns.
e.g. There is **a** mosque in my town. There is **an** apple in my bag.
- We use **the** when we refer to specific nouns.
e.g. The school is between **the** library and **the** toy shop.



1 Listen and say. 

wh - ph



whale



wheel



dolphin



photo

pl - cl



playground



plane



climb



clap

2 Listen and say. Then circle. 



wh ph



wh ph



wh ph



wh ph



pl cl



pl cl



pl cl



pl cl



roller coaster



ice rink



cartoon



hotel



rides

1 Look and listen.

Theme parks



The **Al-Shallal** Theme Park is in Jeddah. There is a big roller coaster, an ice rink and lots of rides. There are restaurants and shops, too.



Disneyland Theme Park is in Paris. There are lots of rides and animal cartoons for children. There are shops and restaurants, too. There are hotels next to the theme park.



2 Read and write T for True or F for False.

1. The Al-Shallal Theme Park is in Riyadh.
2. There is a roller coaster and an ice rink in the Al-Shallal Theme Park.
3. There are lots of rides in Disneyland theme park.
4. There are supermarkets next to Disneyland theme park.




Picture Dictionary

Rooms



living room



kitchen



bedroom



bathroom

Family and friends



uncle



aunt



cousin



baby



friend

Toys



computer game



jigsaw puzzle

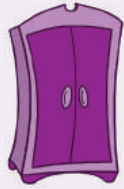


board game

House



bookcase



wardrobe



lamp



sofa



TV



window

Animals



frog



bird



duck



snake



rabbit



parrot



monkey



elephant



whale



penguin



hippo



crocodile



tiger



lion



zebra



camel



dolphin



sheep



wolf



horse



goat



chimp

Appearance



long hair



short hair



curly hair



straight hair



big ears



small ears

Actions



eat



talk



swim



jump



run



clap



look



fly



climb a tree



see

Weather



It's raining.



It's sunny.




It's cloudy.



It's windy.



It's hot.



It's cold.

Food



bread



cake



food

Body

head



wings




tail

leg

hump



Places



mosque



library



toy shop



school



restaurant



park



garden



supermarket



hospital



police station



playground



home



farm

Various



bus



cute



wheel



photo



strong



Grammar Boxes

Hello

Plurals		
-s	-es	-ies
bag - bags	dress - dresses	strawberry - strawberries
pen - pens	fox - foxes	

Irregular Plurals
man - men
woman - women
child - children

A-An

a + consonant sound

a pencil



a cat



an + vowel sound (a, e, i, o, u)

an orange



an umbrella



What's **this**?
It's a bag.



What's **that**?
It's a computer.



What's = What is
It's = It is


What are **these**?
They're apples.



What are **those**?
They're rubbers.



They're = They are

 apple

 apples

1 Home and family

Where's my grandfather?
He's in the living room.



Where's = Where is

The verb to be

Affirmative		Questions	Short answers
FULL FORMS	SHORT FORMS		
I am	I'm	Am I?	Yes, I am. / No, I'm not.
You are	You're	Are you?	Yes, you are. / No, you aren't.
He is	He's	Is he?	Yes, he is. / No, he isn't.
She is	She's	Is she?	Yes, she is. / No, she isn't.
It is	It's	Is it?	Yes, it is. / No, it isn't.
We are	We're	Are we?	Yes, we are. / No, we aren't.
You are	You're	Are you?	Yes, you are. / No, you aren't.
They are	They're	Are they?	Yes, they are. / No, they aren't.

Negative	
FULL FORMS	SHORT FORMS
I am not	I'm not
You are not	You aren't
He is not	He isn't
She is not	She isn't
It is not	It isn't
We are not	We aren't
You are not	You aren't
They are not	They aren't

Where's the doll?

It's **on** the bed.



It's **under** the bed.




It's **in** the wardrobe.



Where's the lamp?
It's **next to** the sofa.



Where's the TV?
It's **between** the bookcase and the sofa.



2 Friends

The verb to have

Affirmative		Questions	Short answers
FULL FORMS	SHORT FORMS		
I have got	I've got	Have I got?	Yes, I have. / No, I haven't.
You have got	You've got	Have you got?	Yes, you have. / No, you haven't.
He has got	He's got	Has he got?	Yes, he has. / No, he hasn't.
She has got	She's got	Has she got?	Yes, she has. / No, she hasn't.
It has got	It's got	Has it got?	Yes, it has. / No, it hasn't.
We have got	We've got	Have we got?	Yes, we have. / No, we haven't.
You have got	You've got	Have you got?	Yes, you have. / No, you haven't.
They have got	They've got	Have they got?	Yes, they have. / No, they haven't.

Negative	
FULL FORMS	SHORT FORMS
I have not got	I haven't got
You have not got	You haven't got
He has not got	He hasn't got
She has not got	She hasn't got
It has not got	It hasn't got
We have not got	We haven't got
You have not got	You haven't got
They have not got	They haven't got

Irregular Plurals
tooth - teeth
foot - feet

3 Animals

The verb can

Possessive Adjectives	Affirmative	Questions	Short answers
My	I can run.	Can I run?	Yes, I can. / No, I can't.
Your	You can run.	Can you run?	Yes, you can. / No, you can't.
His	He can run.	Can he run?	Yes, he can. / No, he can't.
Her	She can run.	Can she run?	Yes, she can. / No, she can't.
Its	It can run.	Can it run?	Yes, it can. / No, it can't.
Our	We can run.	Can we run?	Yes, we can. / No, we can't.
Your	You can run.	Can you run?	Yes, you can. / No, you can't.
Their	They can run.	Can they run?	Yes, they can. / No, they can't.

Negative

FULL FORMS	SHORT FORMS
I cannot run.	I can't run.
You cannot run.	You can't run.
He cannot run.	He can't run.
She cannot run.	She can't run.
It cannot run.	It can't run.
We cannot run.	We can't run.
You cannot run.	You can't run.
They cannot run.	They can't run.

Can you swim?

< Yes, I can.
No, I can't.

can't = cannot

It can jump.

It can't fly.



Irregular Plurals

sheep - sheep

wolf - wolves

fish - fish

How many birds can you see?

I can see two birds.



One bird.




Two birds.



4 My town

There is a mosque in my town.



There's = There is

There are two hospitals in my town.



Is there a zoo in your town?

Yes, there is.
No, there isn't.



What's the weather like?

It's windy and cold.

What's = What is

It's = It is


Where's the library?

It's next to the mosque.

It's opposite the supermarket.

It's between the mosque and the toy shop.

The mosque is next to the library.



الحد الأدنى	By the end of grade five students will be able to:	الفترة Session				الرمز Code
		الأولى 1 st	الثانية 2 nd	الثالثة 3 rd	الرابعة 4 th	
X	Recognise short and long vowels: (a, /eɪ/ as in "dates", i, /aɪ/ as in "rice", o, /əʊ/ as in "rose", ea, /i:/ as in "teacher", ea, /e/ as in "bread", oo, /u:/ as in "food", oo, /ʊ/ as in "book", u, /ju:/ as in "computer", u, /ʌ/ as in "duck").	√				1/7/5
X	Recognise and differentiate between the endings of plural nouns (/s/ as in "cats", /z/ as in "birds", /ɪz/ as in "dresses").		√			2/7/5
X	Recognise and produce some English digraphs (ch, /tʃ/ as in "chair", sh, /ʃ/ as in "sheep", ph, /f/ as in "photo", wh, /w/ as in "white").		√			3/7/5
X	Recognise and produce some consonant blends (pl, /pɫ/ as in "plane", cl, /kɫ/ as in "clap").		√			4/7/5
X	Recognise and produce some English consonant blends (cr, /kr/ as in "crisps", gr, /gr/ as in "green", fr, /fr/ as in "friend", pr, /pr/ as in "prince" (1), bl, /bɫ/ as in "black", gl, /gl/ as in glass, fl, /fl/ as in "fly", sl, /sɫ/ as in "sleep") (2).			√ (1)	√ (2)	5/7/5
X	Recognise and produce some English consonant blends (br, /br/ as in "brown", dr, /dr/ as in "dress", tr, /tr/ as in "tree", st, /st/ as in "star" (1), sp, /sp/ as in "spoon", sn, /sn/ as in "snake", sm, /sm/ as in "small", sw, /sw/ as in "swim") (2).			√ (1)	√ (2)	6/7/5
X	Ask questions using <i>What, Who, Where</i> .	√				7/7/5
	Identify irregular plural nouns.	√	√			8/7/5
	Use the intensifier <i>very</i> .	√				9/7/5
X	Introduce people to each other, e.g. <i>This is Abdullah</i> .	√				10/7/5
X	Identify and talk about people using the verb <i>to be</i> .	√				11/7/5
X	Identify and talk about toys, games and classroom objects.	√				12/7/5
X	Identify and talk about rooms/items in a house.	√				13/7/5
X	Describe location using prepositions of place (<i>in, on, under, next to, between</i>).	√				14/7/5
X	Describe physical appearance.	√				15/7/5
X	Express possession using the verb <i>to have</i> and <i>my/your/his/her/our</i> .	√				16/7/5
	Describe animals using possessive adjectives (<i>its, their</i>).		√			17/7/5
X	Talk about ability (<i>can/can't</i>).		√			18/7/5
	Ask about number using <i>How many ...?</i>		√			19/7/5
	Identify and talk about places in a town and their location using <i>there is, there are</i> and <i>next to, opposite, between</i> .		√			20/7/5
X	Talk about the weather.		√			21/7/5
X	Talk about likes and dislikes.			√		22/7/5
	Talk about food using <i>want</i> and describe different kinds of food and drink using adjectives (e.g. <i>hot/cold/sweet/sour/salty</i>).			√		23/7/5
X	Make suggestions using <i>Let's</i> .			√		24/7/5
X	Ask about and tell the time (<i>o'clock</i> only).			√		25/7/5
	Identify and talk about the days of the week, months and seasons.			√		26/7/5
X	Ask and respond to simple sentences about everyday activities in the Present Simple tense using the first and second person singular.			√	√	27/7/5
X	Greet someone politely at different times of the day, e.g. <i>Good morning/afternoon/evening</i> . Say <i>Goodbye/Good night</i> .			√		28/7/5
X	Identify and talk about different times of the day (morning, afternoon, evening, night).			√		29/7/5
X	Identify prepositions of time (<i>in, on, at</i>).			√	√	30/7/5
	Ask about activities happening at the moment of speaking using the Present Progressive (Affirmative, Negative, Interrogative and short answers).				√	31/7/5
X	Identify occupations and talk about what someone does using the Present Simple (Affirmative, Negative, Interrogative and short answers).				√	32/7/5
	Ask and answer about possession using the Possessive Case and <i>whose</i> .				√	33/7/5
	Identify and talk about clothes.				√	34/7/5
X	Follow a short simple text while listening to the audio recording.	√	√	√	√	35/7/5

الحد الأدنى	By the end of grade five students will be able to:	Session الفترة				الرمز Code
		الأولى 1 st	الثانية 2 nd	الثالثة 3 rd	الرابعة 4 th	
X	Read and count cardinal numbers to 100.	√				36/7/5
	Read and count ordinal numbers from 1 st to 10 th .			√		37/7/5
X	Read and comprehend simple sentences.	√	√	√	√	38/7/5
X	Read simple short illustrated stories.	√	√	√	√	39/7/5
X	Spell accurately a small number of high frequency words.	√				40/7/5
X	Write short simple words/phrases to complete a paragraph.	√	√			41/7/5
X	Write short simple sentences to convey basic personal information.			√	√	42/7/5
X	Apply basic rules of punctuation (e.g. use capital letters, full stops, commas, question marks).			√		43/7/5
X	Write short answers to written questions.	√	√	√	√	44/7/5
	Use the definite and indefinite article (a/an, the).		√			45/7/5
X	Refer to people and things using demonstratives (this/that/these/those).	√				46/7/5
	Link ideas with commas and <i>and</i> .	√				47/7/5
	Link ideas with <i>but</i> .		√			48/7/5
	Link ideas with <i>or</i> .			√		49/7/5

Workbook





Name _____

Class _____

1 Write.

A a Bb _c D_ E_ _f _g

H_ _i _j K_ _l _m N_

O_ _p Q_ _r _s T_ U_

v W _x _y Z_







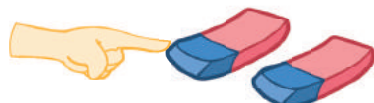

2 Look and write.

1. **13** thirteen 2. **50** _____ 3. **80** _____
 4. **20** _____ 5. **15** _____ 6. **6** _____

3 Write the plural.

1. pen pens 4. cat _____
 2. woman _____ 5. man _____
 3. child _____ 6. dress _____


4 Listen and tick (✓).


1.		a <input type="checkbox"/>		b <input type="checkbox"/>
2.		a <input type="checkbox"/>		b <input type="checkbox"/>
3.		a <input type="checkbox"/>		b <input type="checkbox"/>
4.		a <input type="checkbox"/>		b <input type="checkbox"/>

Name	
Class	


Don't stand up.
Sit down.
Turn around.
Don't touch your nose.

5 Look and write.


1.  _____

3.  _____

2.  _____


4.  _____

6 Look, read and circle.

1.  **I'm / We're** boys.


5.  **They're / We're** kites.

2.  **I'm / They're** a girl.

6.  **It's / He's** tall.


3.  **It's / You're** a bag.


7.  **She's / He's** my sister.


4.  **She's / You're** happy.


8.  **I'm / You're** friends.

7 Look, read and circle.

1.  Is he tall? **Yes, he is. / No, he isn't.**

2.  Is she sad? **Yes, she is. / No, she isn't.**

3.  Is it a ruler? **Yes, it is. / No, it isn't.**

4.  Are they desks? **Yes, they are. / No, they aren't.**

Phonics

dates - white - rose

1 Listen, say and circle the word that doesn't belong. 


1.



2.



3.



2 Listen and number 1-6. 



a



b



c



d



e



f

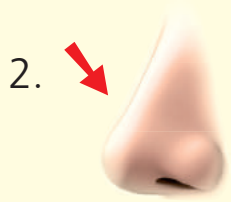
Name _____
 Class _____

3 Listen, say and write the missing letters. 

a i o



d _ _ tes



n _ _ se



wh _ _ te



r _ _ se



gr _ _ pes



b _ _ ke

4 Look and write. Then match the words that rhyme.

rose ~~date~~ nose white ~~cake~~ kite



1. date



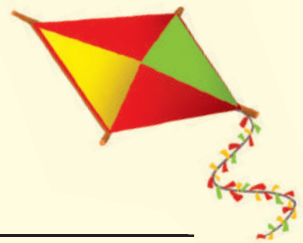
4. _____



2. _____



5. cake



3. _____



6. _____

1

Home and family

Name

Class

A chant

family



Salim



1 Follow the lines to find the answers. Then write.



In the kitchen.



~~In the bathroom.~~



In the bedroom.

In the living room.

1.  Where's my brother?  _____

2.  Where's my sister?  _____

3.  Where's my mother?  In the bathroom.

4.  Where's my father?  _____

2 Look at activity 1. Pretend you are Salim and his friend. Ask and answer.

Where's your brother?

He is in the bathroom.

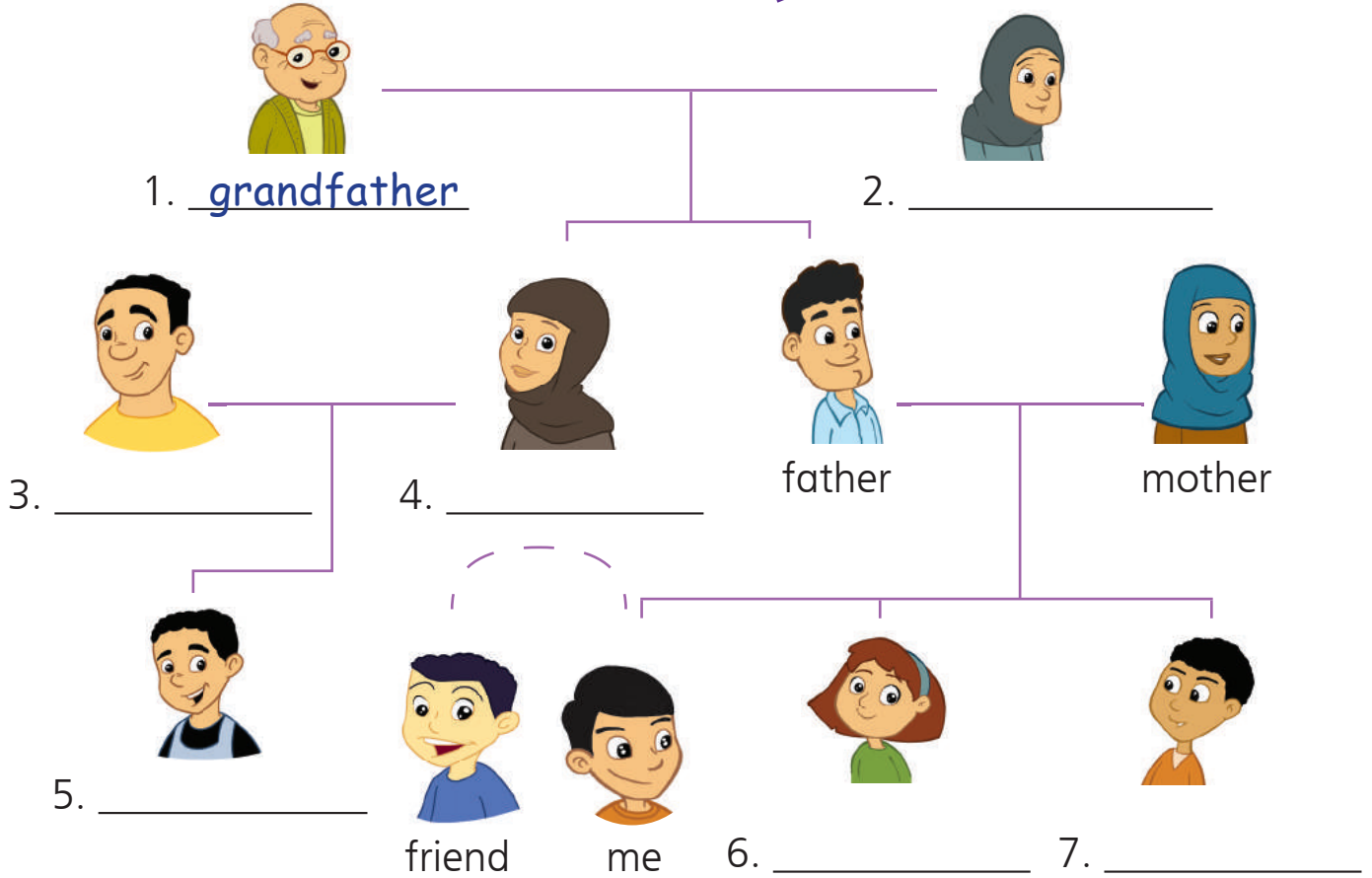


Name _____

Class _____

1 Look and write.

uncle aunt sister cousin brother grandfather grandmother




2 Look and write.

Is she ~~your mother~~?

Yes, he is.

Is he your cousin?

She isn't my mother.



1

Comic

Name _____

Class _____

1 Look and write.

computer game
board game
jigsaw puzzle
wardrobe
garden




1.

2.



3.



4.




5.

2 Look and write.

on / in / under / in

1.



Where's the jigsaw puzzle?
It's in the bag.

2.



Where's the board game?
It's _____ the wardrobe.

3.



Where's the computer game?
It's _____ the desk.

4.



Where's the teddy bear?
It's _____ the bed.

Name

Class

Let's play

1

1 Look and write.


sofa
 TV
 bookcase
 lamp



1. Where are the board games? They're next to the lamp.
2. Where are the jigsaw puzzles? They're on the _____.
3. Where are the books? They're in the _____.
4. Where are the computer games? They're on the _____.

2 Look and write.

next to between under in



The board game
 is _____
 the wardrobe.



The lamp is

 the sofa.



The computer
 game is
 _____ the
 bed.




The window is


 the bookcase
 and the sofa.


Name _____
Class _____


Phonics

teacher - bread

1 Listen, say and circle the word that doesn't belong. 

1.  teacher head

2.  eat bread teacher

3.  bread teacher head

2 Listen and number 1-4. 



a



c



b



d

Name _____


Class _____

3 Find and circle. Then write.

T	E	A	C	H	E	R	W
B	F	E	K	J	N	E	I
W	G	F	M	H	F	A	K
D	C	B	K	E	B	T	S
A	L	A	W	A	D	Q	X
A	M	G	H	D	Z	R	V
T	B	R	E	A	D	T	Y



1. _____ 2. _____



3. _____ 4. _____

4 Look and write. Then match the words with the same sound.

teacher head eat bread



1. _____

2. _____



3. _____

4. _____

1

Story time

Name _____

Class _____

1 Read the story again in the Student's Book on pages 14-15 and complete.



The jigsaw puzzle is _____ the bookcase.

The dolls are _____ the bed.


The plane is _____ the bookcase.

2 Read the story again in the Student's Book on pages 14-15 and match.

1. It's next to the bookcase.

2. We're in the jigsaw puzzle.

3. No more jigsaw puzzles for me!




3 Do you like the story? Choose and colour.



1 Look and complete.

~~next to~~ on in
 under next to
 on between



- The bookcase is next to the bed.
- The TV is _____ the wardrobe.
- The lamp is _____ the wardrobe.
- The sofa is _____ the window and the wardrobe.
- The board games are _____ the bed.
- The computer games are _____ the wardrobe.
- The teddy bears are _____ the sofa.

2 Read and complete.

He isn't She isn't They aren't
 Is she Is it Is he

- _____ your friend? No, he isn't. He's my cousin.
- _____ your aunt? Yes, she is.
- _____ a jigsaw puzzle? No, it isn't. It's a board game.
- _____ in the garden. She's in the kitchen.
- _____ on the sofa. They are on the table.
- _____ my uncle. He's my father.

3 Read and match.

- | | |
|----------------------------------|---------------------------------|
| 1. Is she your mother? | a. It's on the sofa. |
| 2. Where's the doll? | b. They're under the table. |
| 3. Where are the jigsaw puzzles? | c. No, he isn't. He's my uncle. |
| 4. Is he your father? | d. Yes, she is. |

Project 1

Name _____

Class _____

English
Art

1 Read and add commas (,) and **and**.



1. This is my uncle _____ my
aunt _____ my cousin.

2. My bike is red _____
blue _____ yellow.



3. I like dates _____ grapes _____
bananas _____ oranges.

4. I have got a book
_____ a pen.

2 Draw a picture of your family and write. Look at activity 1 in the Student's Book, p. 17.



My name is _____ and this is my family. In
this photo my _____, my _____

_____ are in
the garden.

Name


Class

Now I can

1 Say the parts of the house.



1. bedroom



2. kitchen



3. living room



4. bathroom



5. garden

2 Say the family members and other people.



1. uncle



2. aunt



3. cousin



4. baby



5. friend

3 Say the games.



1. jigsaw puzzle



2. board game



3. computer game

4 Say the furniture.



1. lamp



2. sofa



3. bookcase



4. wardrobe



5. window



6. TV

5 Say.



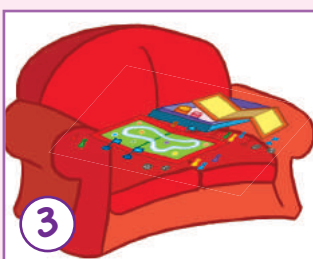
Where is my father?

In the living room.

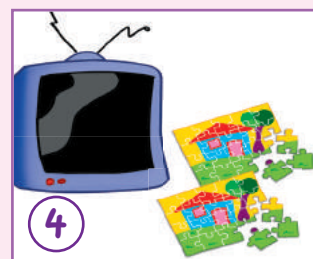


Look, your mother!

No. She isn't my mother.



Where's the board game?
It's on the sofa.



Where are the jigsaw puzzles?
They're next to the TV.

Phonics

food - book

1 Listen, say and circle the word that doesn't belong. 

1.



room



book



look

2.



book



look




food

3.



look




room



food

2 Listen and number 1-4. 

a c b d

Name _____
 Class _____

3 Find and circle. Then write.

F	O	O	D	B	W
H	C	I	E	O	Y
D	J	L	F	O	K
G	K	O	Z	K	O
R	O	O	M	N	O
B	L	K	Q	U	T
W	O	O	T	L	A



1. _____



2. _____




3. _____



4. _____

4 Look and match.



2 Friends

Name _____

Class _____

A chant

1 Look and write the numbers.

1. I have got **52** jigsaw puzzles. fifty-two

2. We have got **64** books. _____

3. They have got **93** books. _____

4. You have got **77** teddy bears. _____

5. They have got **89** board games. _____

6. We have got **100** buses. _____

2 Look and write.



You've got planes.

I've got You've got We've got
~~You've got~~ They've got



_____ dolls.



_____ a jigsaw puzzle.



_____ buses.



_____ a book.

Name

Class

1 Look and write.

bird lizard frog snake rabbit





1. _____ 2. _____ 3. _____ 4. _____ 5. _____



2 Read and circle.



- 1. Helen has got a cat. **Her / Your** cat is orange.
- 2. I have got a fish. **His / My** fish is yellow.
- 3. Tom has got a frog. **His / Your** frog is brown.
- 4. You have got a bird. **My / Your** bird is green.



3 Follow the lines to find the answers. Then write.

Yes, I have No, I haven't

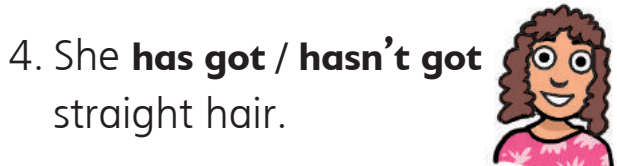
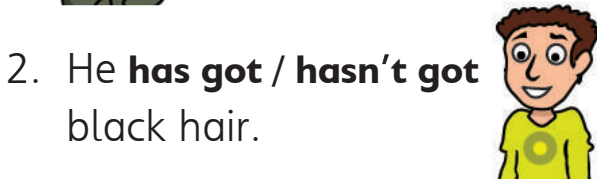


1.  Have you got a parrot?  _____

2.  Have you got a lizard?  Yes, I have _____

3.  Have you got a frog?  _____

4.  Have you got a rabbit?  _____

1 Look and circle.




2 Look and match.

1. He has got blue eyes and curly hair.

2. She has got green eyes and long, straight hair.

3. He has got brown eyes and short, straight hair.

4. She has got brown eyes and long, curly hair.



3 Read and complete.

have got haven't got has got hasn't got

- Hassan _____ curly hair. He has got straight hair.
- Fatima _____ brown hair. She hasn't got black hair.
- John and Bob _____ a pet parrot. It's green and yellow.
- I _____ a pet cat. I have got a pet rabbit.
- You _____ short hair. You have got long hair.
- We _____ two pens. They are red.

Name _____
 Class _____

1 Look and write. ~~face~~ eye neck mouth teeth ear nose hair

1. face
 2. _____
 3. _____
 4. _____
 5. _____
 6. _____
 7. _____
 8. _____

2 Look and write. Yes, he has. No, he hasn't.



1. Has Jim got blue eyes?
2. Has Tom got curly hair?
3. Has Jim got brown hair?
4. Has Tom got a pet cat?
5. Has Jim got a pet lizard?
6. Has Jim got curly hair?

No, he hasn't.



3 Read and complete.

~~Have you~~ Has he Has she
 Has it Have they

1. Have you got curly hair? No, I haven't.
2. _____ got blue bikes? Yes, they have.
3. _____ got a pet fish? Yes, he has.
4. _____ got long ears? No, it hasn't.
5. _____ got straight hair? No, she hasn't.

Phonics

computer - duck

1 Listen, say and circle the word that doesn't belong. 

1.



cute



duck



jumper

2.



duck



computer



jumper

3.



computer



cute



duck

2 Listen and number 1-4. 

a c b d

Name

Class

3 Look and write. Then match the words with the same sound.



1. _____

3. _____



2. _____

4. _____

4 Look and match.

cu

jum

comp

du

1.

2.

3.

4.

te

ck

per

uter

a.



b.



c.



d.



1 Read the story again in the Student's Book on pages 28-29 and match.

1. Ali, have you got a pet to show us?

3. My parrot is green.

2. This is my pet cat, Lizzy.



d.



b.



c.

2 Read the story again in the Student's Book on pages 28-29 and write.

has got hasn't got

1. Ali _____ a pet cat.
2. Lizzy _____ a short tail.
3. Lizzy _____ long legs.
4. Lizzy _____ small ears.



3 Do you like the story? Choose and colour.





1 Write the numbers.

55**68****42****99**


a. _____ b. _____ c. _____ d. _____

2 Look and circle.

1.  You have got
long / short hair.

3.  I have got
long / short hair.

2.  They have got
straight / curly hair.

4.  We have got
straight / curly hair.

3 Look and write.

Ammar**May**

He has got
He hasn't got

She has got
She hasn't got

Ammar has got
short hair.

May hasn't got
long hair.

_____ curly hair.
_____ straight hair.
_____ brown eyes.
_____ blue eyes.
_____ a pet parrot.

_____ straight hair.
_____ curly hair.
_____ green eyes.
_____ brown eyes.
_____ a pet frog.

4 Answer about yourself.

Yes, I have. No, I haven't.

Have you got curly hair? _____
Have you got brown eyes? _____
Have you got short hair? _____
Have you got a pet? _____


Project 2

Name _____

Class _____

English
Art

1 Look, choose and complete.



He has got _____ hair.

It has got very _____ ears.

He hasn't got _____ eyes.

It has got _____ eyes.

2 Draw or stick a photo of your best friend. Then write. Look at activity 1 in the Student's Book, p. 31.

MY FRIEND

This is my friend,

_____.

He/She is _____

_____.

He/She has got _____

_____ hair.

His/Her eyes are _____.

His/Her favourite food is

_____.

Name

Class

Now I can

1 Say the numbers.

51

fifty-one

52

fifty-two

53

fifty-three

54

fifty-four

55

fifty-five

56

fifty-six

57

fifty-seven

58

fifty-eight

59

fifty-nine

2 Say the pets.



1. parrot



2. bird



3. lizard



4. snake

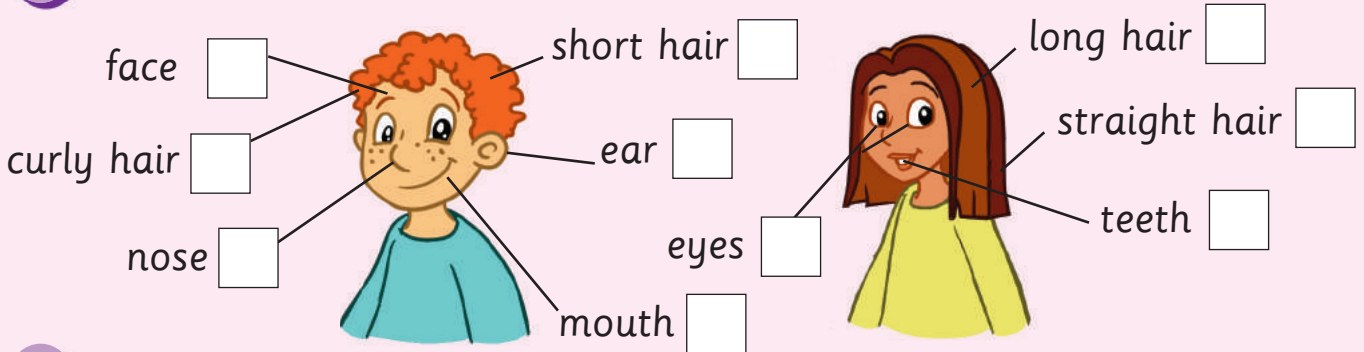


5. rabbit



6. frog


3 Say.




4 Say.




Have you got a pet lizard?
 No, I haven't. I have got a pet rabbit.



She has got big teeth.



Has she got short hair?
 No, she hasn't. She has got long hair.



They have got long ears.

Phonics

Plurals cats - birds - dresses

1 Listen, say and circle the word that doesn't belong. 

1.



birds



foxes



hens

2.



dresses



cats



rabbits

3.



foxes



dresses



hens

2 Listen and number 1-6. 



a



b



c



d



e



f

Name

Class


3 Listen and match. 



1. eggs



2. books



3. peaches

S

S

es



4. birds



5. carrots



6. buses

4 Find and circle. Then write the words in the correct category.



D	R	E	S	S	E	S	R
F	B	C	F	E	J	P	A
O	I	K	P	L	Q	V	B
X	R	H	E	N	S	X	B
E	D	N	H	U	T	Z	I
S	S	G	R	S	W	Y	T
C	A	T	S	M	A	T	S



S

cats

S

hens

es

3 Animals


Name _____

Class _____

A chant

1 Look and write.

wing hump mouth feet
leg tail neck head ear



2 Look and write.

Its Their




1. Its tail is long.

2.  wings are green.

3. _____ mouth is very big.



4.  ears are very long.

5. _____ legs are short.



6.  humps are big.

Name

Class

1 Look and match.



Hello!



- run
- jump
- fly
- climb
- talk
- swim



2 Look and write.


can can't

Can you run?

Yes, I can.

Can you swim?

No, I _____.



Can you climb a tree?

Yes, I _____.

Can you jump?

No, I _____.



3 Write two things you can do and two things you can't do.

- 1. I can _____.
- 2. _____.
- 3. I can't _____.
- 4. _____.


3

Our world


Name	
Class	

1 Look and match.


1. Its ears are small.
Its mouth is big,
but it can't talk.



2. Its ears are big.
It can run, but
it can't jump.



3. Its wings are small.
It can swim, but it
can't fly.



4. Its head is small.
Its tail is long.
It can run and swim,
too.

2 Look and write. can can't fly climb run swim talk jump



It can fly.



He _____.



It _____.



She _____.



I _____.



You _____.




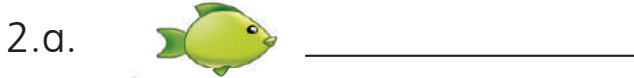
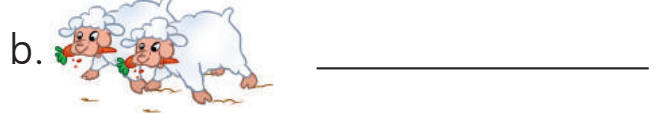
Name _____

Class _____

Let's play

3

1 Write the words.



2 Look and write. Then colour.



1. How many tigers can you see?

_____ **Two.** _____

2. How many zebras can you see?

3. How many lions can you see?

4. How many monkeys can you see?

5. How many goats can you see?

6. How many camels can you see?

Phonics

chimp - sheep

1 Listen, say and circle the word that doesn't belong. 

1.



fish



sheep



chair

2.



chimp



shirt



peach

3.



fish



chimp



chair

2 Listen and number 1-6. 



a



b



c



d



e



f

Name _____

Class _____

3 Listen, say and complete the missing letters. 



1. ____ irt



2. ____ imp



3. pea ____



4. ____ air



5. ____ eep



6. ____ oes

4 Look, match and write.



sh

ch

1. chimp _____

3. _____

5. _____

2. _____

4. _____

6. _____

1 Read the story again in the Student's Book on pages 42-43 and circle.



1. Camels **can** / **can't** swim.



2. Zebras **can** / **can't** climb.




3. Their **tails** / **heads** are long.



4. Lions **can** / **can't** run.

2 Do you like the story? Choose and colour.




1 Listen and number (1-6).
a b c d e f
2 Look and write.
He You ~~They~~

can can't

swim ~~talk~~ run jump1. They can't talk.

2. _____



3. _____



4. _____

3 Read and complete.

my your his her its our their

- I've got a dress. _____ dress is pink.
- Look at the monkey. _____ tail is very long.
- These parrots can talk. _____ wings are green.
- This is my uncle. _____ name is Jim.
- My best friend is Fatima. _____ favourite food is rice.
- Hasna:** What's _____ name? **Lamya:** My name is Lamya.
- These aren't your bags. They are _____ bags.

Project 3

Name _____

Class _____

Science
English
Art

- 1 Look and listen. 
Then write the animal and say.



Can it fly?



What can this animal do?

Can it fly? Can it swim?

Can it talk? Can it run?

Now let's play and have some fun.



Well, it can't swim
and it can't run,
but it can fly
and it can talk.



What is it? What is it?



That's easy! It's a _____!

- 2 Complete with **and** or **but**.

1. Penguins can jump, _____ they can't fly.
2. Camels can run, _____ they can't swim.
3. Wolves can run _____ they can swim.
4. Monkeys have got long tails _____ small ears.

- 3 Draw or stick a photo of your favourite animal. Then, write.
Look at activity 1 in the Student's Book, p. 45.

My favourite animal is the _____

_____. It has got

It can _____

_____, but it can't


_____.

Name


Class

Now I can


1 Say the parts of the body.




2 Say the actions.



3 Say the animals.



4 Say.



Phonics

whale - dolphin

1 Listen, say and circle the word that doesn't belong. 

1.



whale



wheel



photo

2.



photo



whale



dolphin

3.



photo



dolphin



wheel

2 Listen and match. 

1.




3.



5.



2.



4.



wh


ph

Name _____
 Class _____

3 Listen, say and complete the missing letters. 



1. ____ ale



2. ele ____ ant



3. ____ ite



4. ____ oto



5. ____ eel



6. dol ____ in

4 Look and write.

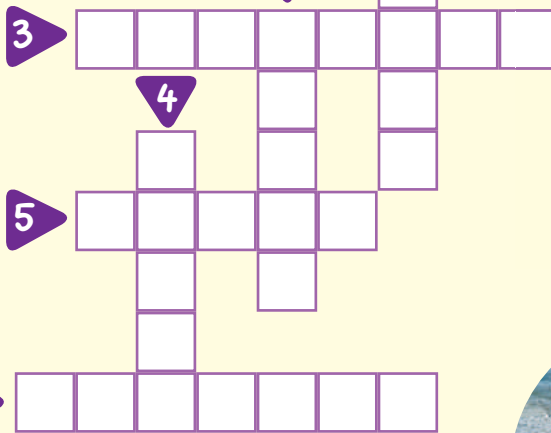
1.




4.



2.



5.



3.



6.



4 My town

Name _____

Class _____

A chant

1 Unscramble the words and write.

1. yto hpos



There is a toy shop in my town.

2. osolchs



There are two _____ in my town.

3. alribyr



There is a _____ in my town.

4. atrserutsan



There are three _____ in my town.

5. krpa



There is a _____ in my town.

2 Read and write. There is There are

1. There is a toy shop in my town.

2. _____ two schools in my town.

3. _____ five restaurants in my town.

4. _____ a library in my town.

5. _____ three parks in my town.

Name _____

Class _____

1 Look and write.



1. _____ 2. _____ 3. _____ 4. _____ 5. _____

2 Look and write.

Yes, there is No, there isn't



1. Is there a supermarket in the town?
2. Is there a playground in the town?
3. Is there a police station in the town?
4. Is there a toy shop in the town?
5. Is there a hospital in the town?
6. Is there a library in the town?

Yes, there is _____

1 Listen and number (1-4). Then write. 



windy hot raining sunny cold cloudy

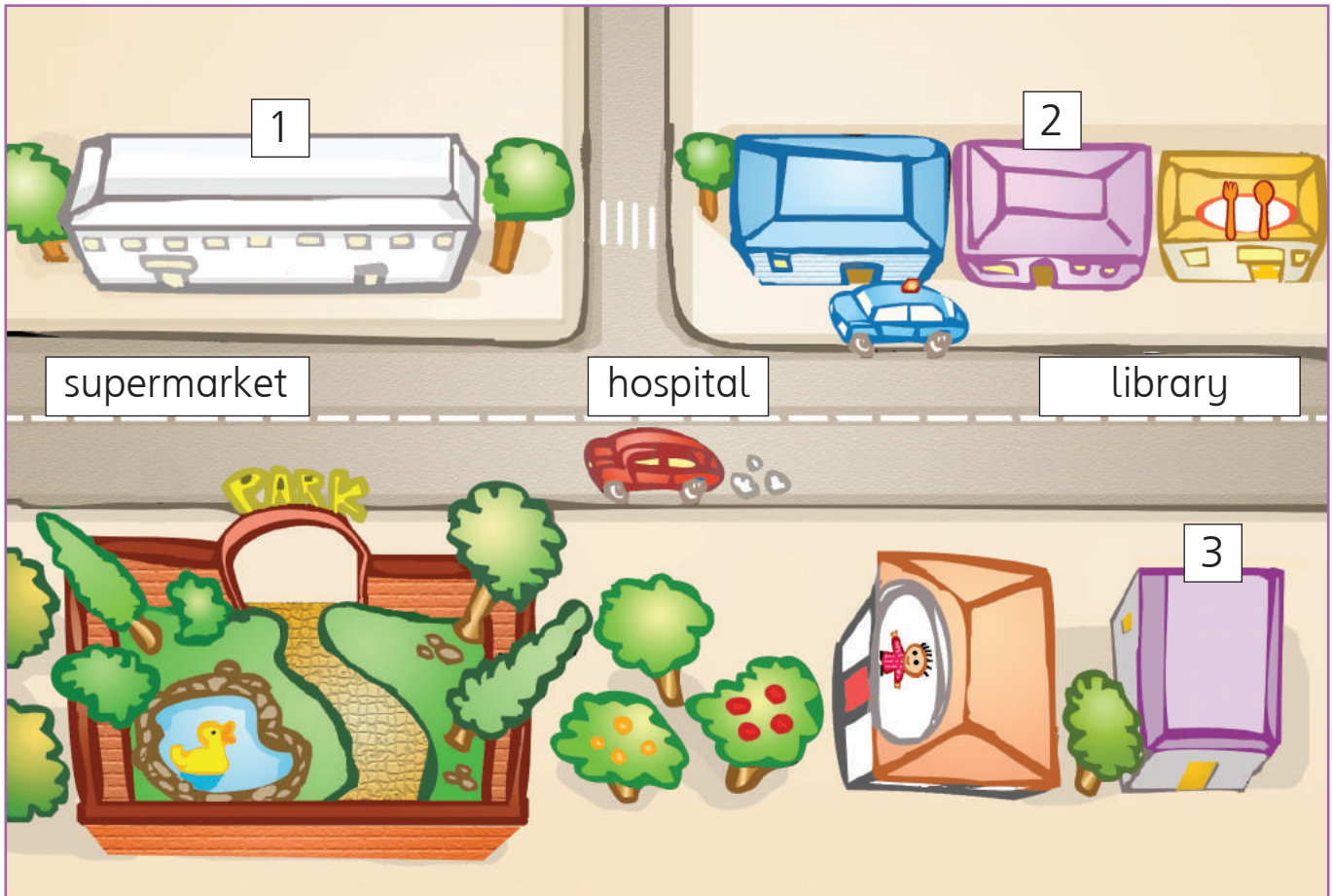
a. It's _____ and _____. b. It's _____. c. It's _____. d. It's _____ and _____.

2 Draw and write.

What's the weather like in your town / city?



It's _____.

1 Listen and match. 

2 Look at activity 1 and write.

next to opposite between

1. The hospital is _____ the park.
2. The library is _____ the police station and the restaurant.
3. The restaurant is _____ the supermarket.
4. The supermarket is _____ the toy shop.
5. The police station is _____ the library.

Phonics

playground - climb

1 Listen, say and circle the word that doesn't belong. 

1.



plane



clap



climb

2.



playground



clap



plane

3.



playground



clap



climb

2 Listen and match. 

1.



2.



3.



4.



pl

cl

Name

Class

3 Listen, say and complete the missing letters. 



1. ____ ap



2. ____ ane



3. ____ imb



4. ____ ayground



5. ____ oudy

4 Look and match.

play

1.

clou

2.

cli

3.

pl

4.

mb

ground

ane

dy



a.



b.



c.



d.

1 Read the story again in the Student's Book on pages 56-57 and complete.

raining next to park weather

1. What's the _____ like?
2. We can't go to the park. It's _____.
3. There's a toy shop _____ my house.
4. It's sunny. We can go to the _____ and play.

2 Read the story again in the Student's Book on pages 56-57 and match.

1.

What's the weather like?
Can we go to the park?

d.




2.

No, it's raining here.
But there's a toy shop
next to my house.
We can go there!

b.



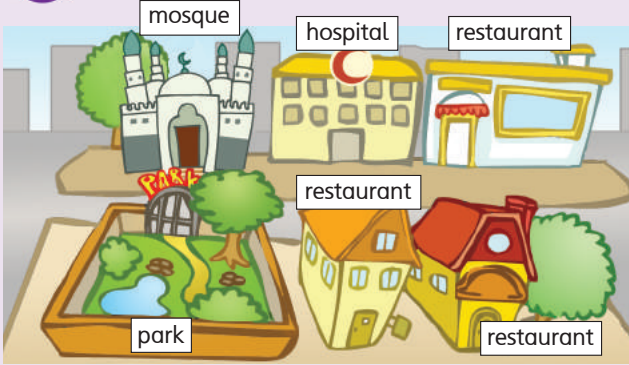
3 Do you like the story? Choose and colour.



Name _____

Class _____

1 Look and write.



Look at this town.

There is a hospital. _____

There is a mosque. _____

There is a park. _____

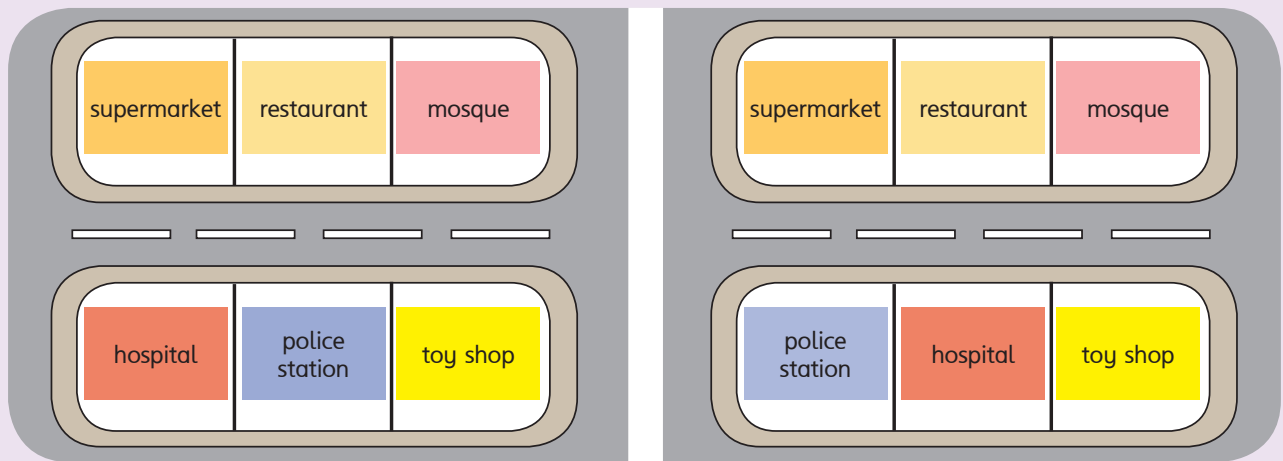
There are three restaurants. _____



Look at this town.

2 Read and circle.

The supermarket is next to the restaurant. The mosque is opposite the toy shop. The hospital is between the police station and the toy shop.



a.

b.

3 Read and write. Yes, there is No, there isn't

1. Is there a hospital in your town? _____

2. Is there a park in your town? _____

3. Is there a library in your town? _____

Project 4

Name	
Class	



1 Read and complete with **a**, **an** or **the**.

1. There is _____ umbrella on the desk.
2. I've got _____ orange and _____ banana in my bag.
3. There is _____ restaurant in my town. _____ restaurant is between _____ library and _____ park.

2 Draw your town/city. Then write. Look at activity 3 in the Student's Book, p. 59.

In my town / city, there's a _____

and a _____.

The _____ is _____.

_____ . There

are _____




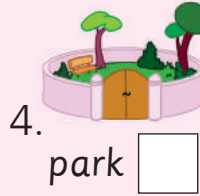

_____ , too.

Name

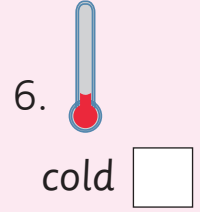
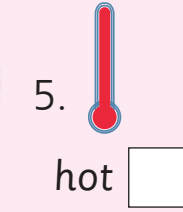

Class

Now I can

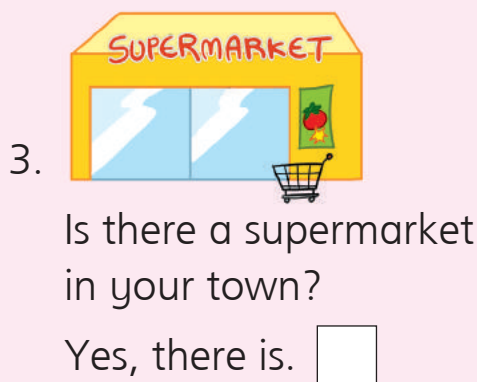
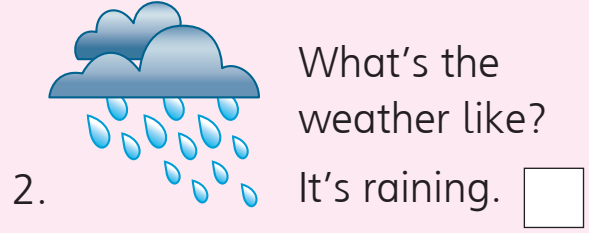
1 Say the places.



2 Say the weather.



3 Say.





Board game

Use a rubber  to play the game.

START

Spell



What's this?



Say the number!

65

Say!



Say the animals.



Say the number!

99

Can you swim?



Is there a playground?



Where's the toy shop?



What are these?



Where are the dolls?



Where's the board game?



Has he got curly hair?



Has she got a pet lizard?




Has he got blue eyes?



How many penguins can you see?



Can camels talk?



What's the weather like?







FINISH

Cut-outs

Cut-outs


2

Let's play





Smart kids





Our world

