

KSA Edition Smart Class 1

H. Q. Mitchell - Marileni Malkogianni

English Language
Elementary Stage
Fourth Elementary Grade
First Semester

اللغة الإنجليزية
المرحلة الابتدائية
الصف الرابع الابتدائي
الفصل الدراسي الأول

كتاب الطالب

Student's Book

**وكتاب التمارين
and Workbook**



Published by


mm publications
إم إم للنشر

طبعة ١٤٣٩ / ١٤٤٠ هـ
2018 / 2019 Edition

Track list for Student's CD / CD-ROM

Track	Module	Activity	Track	Module	Activity
1	Titles		39	3	Alphabet M-O Activity 1
2	1	Alphabet A-C Activity 1	40	3	Alphabet M-O Activity 2
3	1	Alphabet A-C Activity 2	41	3	Alphabet M-O Workbook Activity 2
4	1	Alphabet A-C Workbook Activity 2	42	3	A Chant Vocabulary
5	1	A Chant Vocabulary	43	3	A Chant / chant Activity 1
6	1	A Chant / chant Activity 1	44	3	A Chant / poem Activity 1
7	1	A Chant / poem Activity 1	45	3	Smart Kids Vocabulary
8	1	A Chant Workbook Activity 1	46	3	Smart Kids Activity 1
9	1	Smart Kids Vocabulary	47	3	Our World Vocabulary
10	1	Smart Kids Activity 1	48	3	Our World Activity 1
11	1	Smart Kids Workbook Activity 1	49	3	Let's Play Activity 1
12	1	Comic Vocabulary	50	3	Let's Play Workbook Activity 1
13	1	Comic Activity 1	51	3	Alphabet P-R Activity 1
14	1	Comic Activity 3	52	3	Alphabet P-R Activity 2
15	1	Alphabet D-F Activity 1	53	3	Alphabet P-R Workbook Activity 2
16	1	Alphabet D-F Activity 2	54	3	Story Time Activity 1
17	1	Alphabet D-F Workbook Activity 2	55	3	Smart Time 3 Activity 1
18	1	Story Time Activity 1	56	4	Alphabet S-U Activity 1
19	1	Project / chant Workbook Activity 1	57	4	Alphabet S-U Activity 2
20	1	Project / poem Workbook Activity 1	58	4	Alphabet S-U Workbook Activity 2
21	1	Smart Time 1 Activity 1	59	4	A Chant Vocabulary
22	2	Alphabet G-I Activity 1	60	4	A Chant / chant Activity 1
23	2	Alphabet G-I Activity 2	61	4	A Chant / poem Activity 1
24	2	Alphabet G-I Workbook Activity 2	62	4	Smart Kids Vocabulary
25	2	A Chant Vocabulary	63	4	Smart Kids Activity 1
26	2	A Chant / chant Activity 1	64	4	Smart Kids Workbook Activity 1
27	2	A Chant / poem Activity 1	65	4	Comic Vocabulary
28	2	Smart Kids Vocabulary	66	4	Comic Activity 1
29	2	Smart Kids Activity 1	67	4	Comic Workbook Activity 1
30	2	Comic Vocabulary	68	4	Let's Play Vocabulary
31	2	Comic Activity 1	69	4	Let's Play Activity 1
32	2	Comic Workbook Activity 1	70	4	Alphabet V-Z Activity 1
33	2	Let's Play Activity 1	71	4	Alphabet V-Z Activity 2
34	2	Alphabet J-L Activity 1	72	4	Alphabet V-Z Workbook Activity 2
35	2	Alphabet J-L Activity 2	73	4	Story Time Activity 1
36	2	Alphabet J-L Workbook Activity 2	74	4	Revision Workbook Activity 1
37	2	Story Time Activity 1	75	4	Project / chant Workbook Activity 1
38	2	Smart Time 2 Activity 1	76	4	Project / poem Workbook Activity 1
			77	4	Smart Time 4 Activity 1

Contents

Student's Book

Track list for Student's CD / CD-ROM

	Alphabet
1. Hello!4	Aa, Bb, Cc, Dd, Ee, Ff
2. School 18	Gg, Hh, Ii, Jj, Kk, Ll
3. Family and friends 32	Mm, Nn, Oo, Pp, Qq, Rr
4. You and me46	Ss, Tt, Uu, Vv, Ww, Xx, Yy, Zz
Picture Dictionary	60
Grade Four Objectives	64

Workbook

	Alphabet
1. Hello!66	Aa, Bb, Cc, Dd, Ee, Ff
2. School82	Gg, Hh, Ii, Jj, Kk, Ll
3. Family and friends94	Mm, Nn, Oo, Pp, Qq, Rr
4. You and me 106	Ss, Tt, Uu, Vv, Ww, Xx, Yy, Zz
Board game (modules 1-4)	118
Cut-outs	120

1 Hello!



Alphabet A-C

1 Listen and say. 

Aa



apple

Bb



bag

Cc



cat

2 Listen and chant. 

Aa Bb Cc



Hello



Goodbye



1

A chant

1 Find and stick. Then listen and repeat. 

Hello! Hello! Hi!
I'm Buzz the Bee
Buzz, Buzz, Buzz


Goodbye! Goodbye! Bye!
Bye, Buzz the Bee
Buzz, Buzz, Buzz

Goodbye!


Hello!



a



b



2 Listen and number (1-2). 



Hassan



John

1 Look and listen.



1





2

What's your name?
My name's John.

What's = What is
My name's = My name is



2 Listen and tick (✓). 



3 Ask and answer. 



Hello! I'm Omar.
What's your name?



Hi, Omar!
My name's Ali.





Comic



1 2 3 4 5 6 7 8 9 10
 one two three four five six seven eight nine ten

1 Look and listen. 



DOMINOES





2 Listen and tick (✓). 

1.  



a b

3.  

a b


2.  

a b

4.  

a b

3 Listen and chant. 



1

Let's play

Lesson Link



www.ien.edu.sa

1 Play.



Hassan!





1

Alphabet D-F

1 Listen and say. 


Dd



Ee



Ff



2 Listen and chant. 

Aa Bb Cc Dd Ee Ff

1

Story time


Lesson Link



www.iien.edu.sa

Pip & Skip

1 Look and listen.







Revision 1



1 Listen and tick (✓). 





Project



1 Make finger puppets.
Use the cut-outs on page 121.



2 Act out.

Hello! I'm Hassan.
What's your name?

Hi, Hassan!
My name's John.



Alphabet revision A-F



1 Listen and chant. 

Aa Bb Cc Dd Ee Ff

2 Listen and circle. 

Aa Cc
Bb

Ee Dd
Ff

Aa Dd
Cc

3 Choose and write.

d ~~f~~ a c b e



f ish



__ ag



__ at



__ gg



__ uck



__ pple



My school bus

1 Look and listen. 




My school bus is **green** and **white**.



My school bus is **red**.



2 Find the school buses and colour them red or green.





1 Listen and say. 

Gg



Hh



Ii



2 Listen and chant. 

Aa Bb Cc Dd Ee Ff **Gg** **Hh** **Ii**



red



blue



yellow



green

Lesson Link




www.ien.edu.sa

2

A chant

1 Find and stick. Then, listen and repeat.



a

b

c 1

d

2 Listen and number (1-4).



bag



pencil



book





ruler



pen

1 Look and listen.







Lisa



What's this?
It's a pen.



What's = What is
It's = It is



2 Listen and circle. 

1.  
pen pencil

3.  
ruler pencil

2.  
book ruler

4.  
bag pen

3 Play. 

What's this?

It's a ruler.





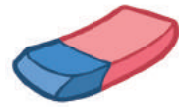
desk



chair







computer



rubber

1 Look and listen. 

The apple







apple

What's that?
It's an apple.

What's = What is
It's = It is



2 Listen and number (1-4). 



3 Look at activity 2. Point, ask and answer. 

What's that?

It's a chair.





Let's play

Is it a computer? < Yes, it is.
No, it isn't.

isn't = is not

1 Look and listen.

Hi, Fatima. This is for you!



Is it a hat?

No, it isn't.

Is it a book?



Yeah!

Yes, it is!

2 Look and listen. Then play.

Is it a rubber?

No, it isn't.



Is it a computer?

Yes, it is.





2

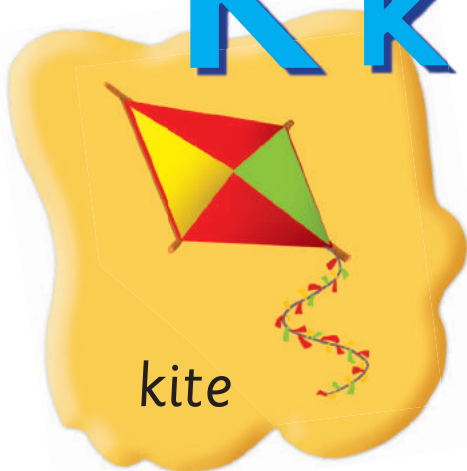
Alphabet J-L

1 Listen and say. 

Jj



Kk



Ll



2 Listen and chant. 

Aa Bb Cc Dd Ee Ff Gg Hh Ii

Jj Kk Ll

2

Story time



PAT and TOM

1 Look and listen.



Look, Tom!
Red and yellow!

Wow!

3

What's
that?

Goodbye!

Bye!

4

Revision 2



1 Listen and tick (✓). 

1.  a

 b

2.  a

 b

3.  a

 b

4.  a

 b

5.  a

 b



Project



1 Make classroom objects.



2 Ask and answer.



Alphabet revision G-L



1 Listen and chant. 

Aa Bb Cc Dd Ee Ff

Gg Hh Ii Jj Kk Ll

2 Listen and circle. 

Gg

Jj

Kk

Hh

Ll

Ii

Gg

Kk

Hh

3 Match and complete.

h

j

l

g

i

k



h at

___ am

___ reen

___ ite

___ nk

___ ollipop



My classroom

1 Look and listen. 



Hello! My name is Salim. That's my teacher, Mr Safar.



Hello! My name is Tom. That's my teacher, Mr Kent.



2 Draw and write about your classroom.



Hello! My name is _____
That's my teacher, _____

3

Family and friends

Alphabet M-0

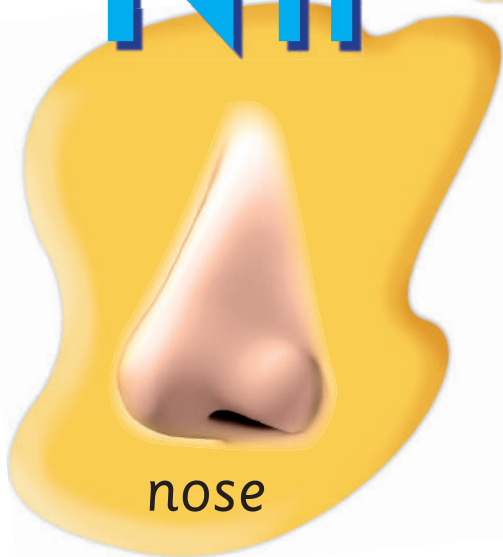
1 Listen and say. 



M m



N n



O o



2 Listen and chant. 

Aa Bb Cc Dd Ee Ff Gg Hh Ii

Jj Kk Ll **Mm** **Nn** **Oo**



mother



father



brother



sister

1 Listen and say.

My family

This is my mother.

This is my father.

How are you?

Fine, thank you.

This is my sister.

This is my brother.

How are you?

Fine, thank you.

How are you?

Fine, and you?

a

b 1



c



d

2 Listen and number (1-4).



me



grandmother



grandfather



friend



teacher

1 Look and listen.



Who's that?
That's my grandmother.

Who's = Who is



2 Listen and tick (✓). 



a	<input checked="" type="checkbox"/>
---	-------------------------------------



b	<input type="checkbox"/>
---	--------------------------



a	<input type="checkbox"/>
---	--------------------------



b	<input type="checkbox"/>
---	--------------------------



a	<input type="checkbox"/>
---	--------------------------



b	<input type="checkbox"/>
---	--------------------------



a	<input type="checkbox"/>
---	--------------------------



b	<input type="checkbox"/>
---	--------------------------

3 Ask and answer. 

Who's that?

That's my friend.





bird



turtle



fish



rabbit

1 Look and listen. 

MY PET



I'm May.
This is my turtle.



I'm Tom.
This is my bird.



I'm Ali.
This is my rabbit.

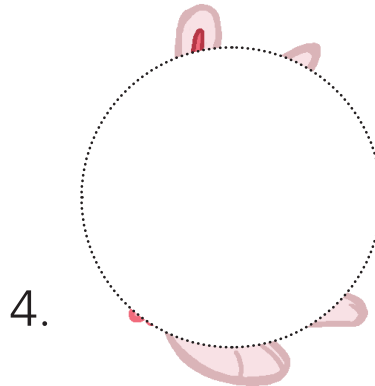
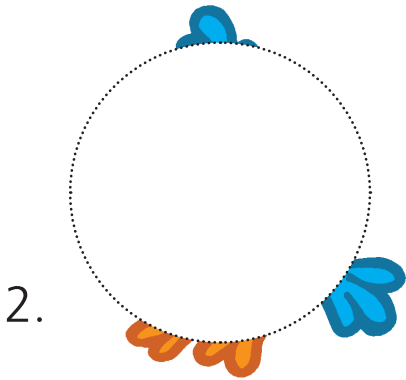




I'm Fatima.
This is my fish.

This is my fish.



2 Find and stick. Then listen and point. 



3 Draw and say. 

This is my rabbit,
Fluffy.





Let's play

1 Look and listen.

Is that your rabbit? < Yes, it is.
No, it isn't.

isn't = is not



2 Guess.


Is that your cat?

Yes, it is.



Alphabet P-R


1 Listen and say.



pen



quilt



red

2 Listen and chant.

Aa Bb Cc Dd Ee Ff Gg Hh Ii Jj
Kk Ll Mm Nn Oo Pp Qq Rr


3

Story time



The Big Race

1 Look and listen.



That's my grandfather.
That's my grandmother.



And this is my
family.

Revision 3



1 Listen and circle. 



Yes No



Yes No



Yes No



Yes No



Yes No



Yes No



Project




1 Make a family album.



2 Show and tell.

This is my mother.

This is my father.





Alphabet revision M-R

1 Listen and chant. 

Aa Bb Cc Dd Ee Ff Gg
 Hh Ii Jj Kk Ll **Mm** **Nn**
Oo **Pp** **Qq** **Rr**

2 Listen and circle. 

Nn Mm
 Oo


Qq Rr
 Pp

Pp Mm
 Qq

3 Look and circle the words in the grid.



M	Q	U	I	L	T
O	R	A	N	G	E
T	E	K	O	C	F
H	D	A	S	D	G
E	B	P	E	N	I
R	J	L	H	K	O





My family

1 Look and listen. 




Hi! My name is Omar.
This is my family.



Hello! My name is Tom.
This is my family.

2 Draw and write about your family.



Hello! My name is _____

This is my _____

4

You and me

Lesson Link



www.iem.edu.sa

Alphabet S-U

1 Listen and say. 

Ss



Tt



Uu

2 Listen and chant. 

Aa Bb Cc Dd Ee Ff Gg Hh Ii Jj
 Kk Ll Mm Nn Oo Pp Qq Rr Ss

Tt Uu



11 12 13 14 15

eleven twelve thirteen fourteen fifteen

1 Listen and say. 



2 Listen and write. 



1. I'm 15 .



2. I'm _____ .



3. I'm _____ .



4. I'm _____ .



hungry

thirsty

happy

sad

1 Look and listen.



Are you thirsty? < Yes, I am.
No, I'm not.

I'm = I am



2 Listen and circle. 

1.



Yes No

3.



Yes No

2.



Yes No

4.



Yes No

3 Act out. 

Are you sad?



Yes, I am.





big



small




fat



thin

1 Look and listen. 

TOY SHOP

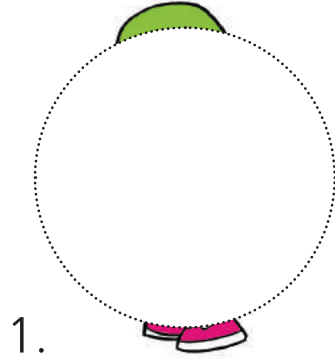


He's thin.
She's fat.
It's small.

He's = He is
She's = She is
It's = It is



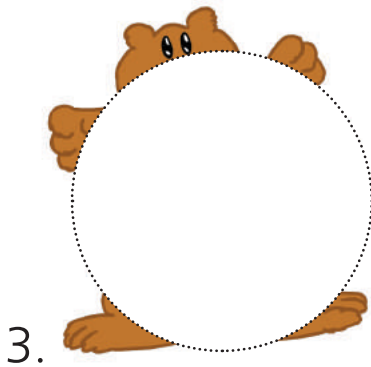
2 Find and stick. Then listen and point. 



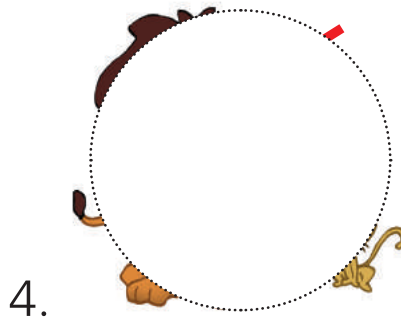
She's thin.




He's happy.



It's fat.



It's big.



It's small.

3 Draw and say. 

It's fat.



He's thin.



Let's play



boy



girl



short




tall

Is he tall? < Yes, he is.
No, he isn't.

Is she short? < Yes, she is.
No, she isn't.

isn't = is not

1 Look and listen.



2 Look and listen. Then play. Use the cut-outs on page 123.

Boy or girl?

Is he short?

Is he thin?

Is he Jim?

Boy.

Yes, he is.

Yes, he is.

Yes, he is.



Alphabet V-Z

1 Listen and say. 

Vv



van

Ww



whale

Xx




fox

Yy



yo-yo

Zz



zoo

2 Listen and chant. 

Aa Bb Cc Dd Ee Ff Gg Hh Ii

Jj Kk Ll Mm Nn Oo Pp Qq Rr

Ss Tt Uu Vv Ww Xx Yy Zz


4


Story time



Happy Friends

1 Look and listen.





... 11, 12, 13, 14, 15 fish!

Mmm.



Ah! I'm happy now.

I'm happy, too!
Thanks, Ellie.



Revision 4



1 Listen and circle.



Yes
No



Yes
No




Yes
No



Yes
No



Yes
No



Yes
No



Yes
No



Yes
No



Project



1 Make a stick and clay figure.



2 Show and tell.

She's happy.



Alphabet revision S-Z



1 Listen and chant.

Aa Bb Cc Dd Ee Ff Gg Hh Ii
 Jj Kk Ll Mm Nn Oo Pp Qq Rr
 Ss Tt Uu Vv Ww Xx Yy Zz

2 Listen and circle.

Tt Vv
 Yy

Ss Zz
 Xx

Uu Ww
 Ss

3 Complete.



f ox



__ a __



__ hal __



__ a __ l



__ o-y __



__ __ n



__ o __




__ mb __ el __ a



Hungry or thirsty?

1 Look and listen. 




I'm thirsty.
This is Laban.



I'm hungry. Look!
Noodles with chicken.

2 Look and match.



Picture Dictionary

Colours



red blue yellow green

Food



apple egg jam lollipop orange

School



pencil



book



ruler



pen



teacher



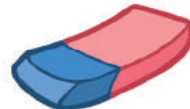
desk



chair



computer



rubber



bag

Family and friends



mother



father



brother



sister



me



grandmother



grandfather



friend



Adjectives



hungry



thirsty



happy



sad



short



tall



big



small



fat



thin

Animals



fish



bird



rabbit



cat



duck



whale



fox



turtle

Numbers

1

one

2

two

3

three

4

four

5

five

6

six

7

seven

8

eight

9

nine

10

ten

11

eleven

12

twelve

13

thirteen

14

fourteen

15

fifteen

Various



hat



ink



kite



nose



quilt



umbrella



van



yo-yo



zoo



boy



girl

الحد الأدنى	By the end of grade four and with within the assigned structure and vocabulary students will be able to	الفصل الدراسي الأول		الفصل الدراسي الثاني		الرمز
		الفترة الأولى	الفترة الثانية	الفترة الثالثة	الفترة الرابعة	
X	Recognize and produce the sounds of the English alphabet.	√	√			١/٧/٤
X	Recognize short and only some long vowels: {long /a/ as in "cake", long /e/ as in "sea", long /o/ as in "nose", and long /i/ as "kite"}.				√	٢/٧/٤
X	Recognize and differentiate between some English letters (b & p), (f & v).			√		٣/٧/٤
	Recognize and produce only some English digraphs such as, (th, sh, ch).			√		٤/٧/٤
X	Recognize and match sounds to letters.	√	√	√	√	٥/٧/٤
X	Participate verbally and non-verbally in short simple activities: greeting (1), giving and receiving commands and instructions (2),(3).	(1) √		(2, 3) √	(2, 3) √	٦/٧/٤
X	Recognize intonation patterns of statements and questions.	√	√	√	√	٧/٧/٤
X	Ask and respond to simple assigned sentences in present tense form with the verb (like) using first and second person singular and in affirmative, negative and interrogative statements and (Yes/No questions).				√	٨/٧/٤
X	Ask and respond to basic questions about personal information using the verb to be (am, is, are),(have got) and wh. questions (what, where, who, how).	√	√	√	√	٩/٧/٤
X	Recognize and use indefinite articles (a, an) using (this and that).	√	√			١٠/٧/٤
X	Recognize and apply regular plural formation using (these and those).			√		١١/٧/٤
X	Recognize and apply subjective pronouns correctly (I, You, He, She, It, We, They).	√	√	√		١٢/٧/٤
	Recognize prepositions of place (in, on)			√		١٣/٧/٤
	Talk about feelings in simple and short sentences.		√			١٤/٧/٤
X	Identify main colours (red, blue, green, black, white, yellow. brown)	√		√		١٥/٧/٤
X	Identify and talk about classroom objects which are assigned in the book.	√				١٦/٧/٤
	Identify and talk about family members and possession using two possessive adjectives: (my, your)	√	√			١٧/٧/٤
	Identify and talk about food, animals, clothes.		√	√	√	١٨/٧/٤
	Talk about likes and dislikes.				√	١٩/٧/٤
	Be willing to listen to short digital and recoded materials.	√	√	√	√	٢٠/٧/٤
X	Utter simple words and numbers (cardinal numbers 1-19).	√	√		√	٢١/٧/٤
	Read and count numbers in tens (10-100).				√	٢٢/٧/٤
X	Read aloud simple words and sentences.			√	√	٢٣/٧/٤
X	Read and match words to photos/drawings.	√	√	√	√	٢٤/٧/٤
X	Read and comprehend simple short sentences.			√	√	٢٥/٧/٤
X	Spell some simple sight words correctly.			√	√	٢٦/٧/٤
	Be willing to read simple short illustrated stories.			√	√	٢٧/٧/٤
X	Recognize and apply the directionality in writing English (e.g. left/right, top / bottom).	√				٢٨/٧/٤
X	Use lined paper correctly with headline, midline, and baseline.	√				٢٩/٧/٤
X	Copy words, numbers and simple short sentences.			√	√	٣٠/٧/٤
X	Write upper/lower case letters correctly.	√	√			٣١/٧/٤
X	Use appropriate spacing between words and sentences.	√				٣٢/٧/٤
	Write guided short answers to written questions.			√	√	٣٣/٧/٤
X	Do controlled writing such as supplying missing letters and words.	√	√	√	√	٣٤/٧/٤
X	Recognize and apply the punctuation and capitalization assigned for this grade: (capitalizing the beginning of names, sentences, questions and the use of the full stop and question mark).			√	√	٣٥/٧/٤

Workbook



1





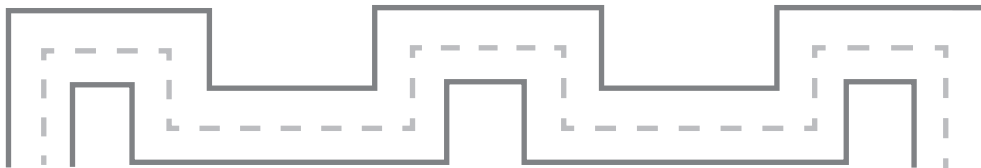


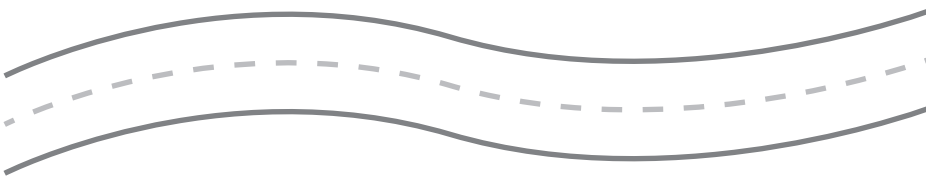

Hello!

Name

Class


Draw lines

1 Trace the lines from left to right.



Name

Class



2 Draw lines from left to right.




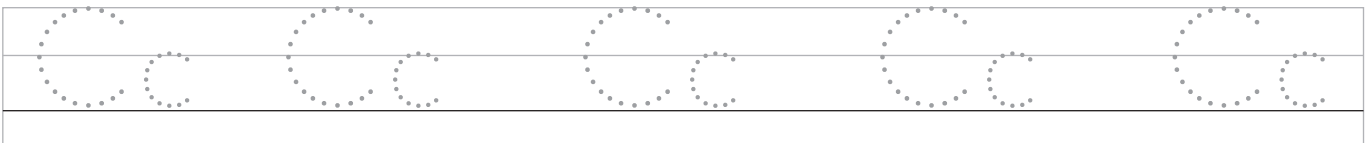

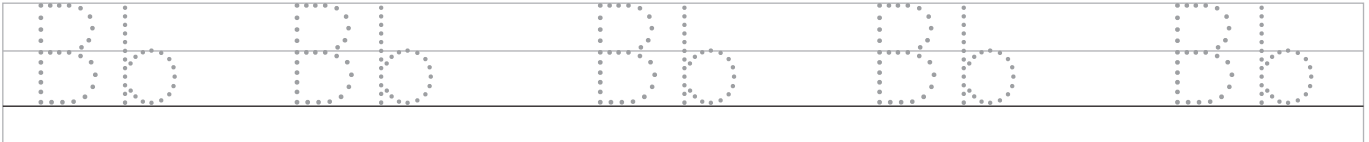

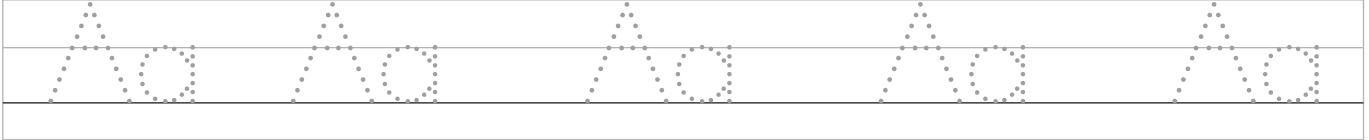


Name

Class

Alphabet A-C


1 Trace and copy.



Name	
Class	



2 Listen and say. Then circle. 



(a) b



a b




c b


3 Match and colour.

A **B** **C**

c a b




4 Look and match.



cat

apple

book



5 Circle.

A	B	C	(A)	C	(A)
B	A	B	C	B	B
C	A	C	B	A	C

a	b	a	c	a	a
b	b	b	a	a	c
c	c	a	c	a	c

A chant



Name _____

Class _____

1 Listen and match. Then colour. 

1. Hello, I'm Buzz.

2. Goodbye.

**2** Draw or stick a picture of yourself. Then write.

Hello, I'm _____.

Name

Class

1

Smart kids

1 Trace. Then listen and number (1-2). 

1. Goodbye, Hassan. 2. Hello! I'm Hassan.
Hassan. What's your name?
Bye, John. My name's John.



Numbers

1 Trace and write the numbers.

1 1 1 1 1 1

1

2 2 2 2 2 2

2

3 3 3 3 3 3

3

4 4 4 4 4 4

4

5 5 5 5 5 5

5

Name

Class

1

Numbers

6 6 6 6 6 6

6

7 7 7 7 7 7

7

8 8 8 8 8 8

8

9 9 9 9 9 9

9

10 10 10 10 10 10

10

1

Comic

Name

Class

2 Trace. Then count and write.



a.

three

3



d.

five



b.

nine



e.

six



c.

seven



f.





ten


Name	
Class	



Let's play

1 Find and colour. Then count and write.

8    



1

Name

Class

Alphabet D-F

1 Trace and copy.

Dd Dd Dd Dd Dd

Dd

Ee Ee Ee Ee Ee

Ee


Ff Ff Ff Ff Ff

Ff

Name _____
Class _____



2 Listen and say. Then circle. 



e d



e f




d f

3 Write.

 D d , E , F

4 Look and match.

fish



duck



egg



1

Name

Class

Story time

1 Count, match and say.

A matching exercise featuring ten groups of acorns and ten numbers. A blue line connects the number '1' to a single acorn. The numbers are: 1 (pink), 2 (blue), 3 (yellow), 4 (teal), 5 (orange), 6 (light blue), 7 (purple), 8 (red), 9 (red), and 10 (green). The acorn groups are: a single acorn, a group of 2, a group of 3, a group of 4, a group of 5, a group of 6, a group of 7, a group of 8, a group of 9, and a group of 10.

2 Do you like the story? Choose and colour.




Name

Class

1

Revision

1 Colour the dots. Find the numbers and say.



Name

Class


English
Art1 Listen and say. Then colour. 

What's your name?

Hello, hello
What's your name?

Hello, I'm Hassan.
What's your name?

Hi, Hassan.
My name's John.



Goodbye, goodbye.

Goodbye, Hassan.
Bye, John.

Name

Class



1 Count from 1 to 10.

one two three four five

six seven eight nine ten

2 Say.

Hello Goodbye Hassan John

3 Say.



Hello. I'm Buzz the Bee.



What's your name?
My name's John.



Goodbye, Hassan.
Bye, John.



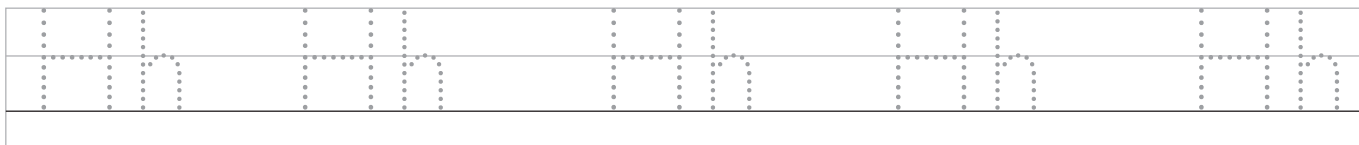
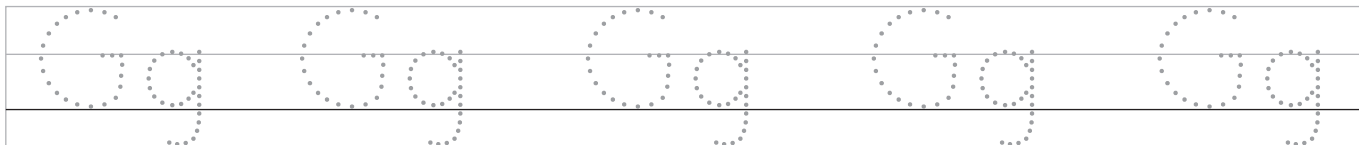


Name

Class

Alphabet G-I

1 Trace and copy.



Name _____
 Class _____



2 Listen and say. Then circle. 



h g




h i



g i

3 Look and match.



4 Circle A or B.



A

ink

B



A

green

B



A

hat

B



2

A chant

Name	
Class	

1 Colour.

1. 
red

2. 
yellow

3. 
green

4. 
blue



Name _____
Class _____




Smart kids

1 Find, colour and say.



It's a book.
It's red.



$1 + 3 =$

Name

Class

1 Listen and tick (✓). 

What's that?



1.



a	<input checked="" type="checkbox"/>
---	-------------------------------------



b	<input type="checkbox"/>
---	--------------------------

2.



a	<input type="checkbox"/>
---	--------------------------

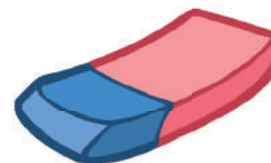


b	<input type="checkbox"/>
---	--------------------------

3.



a	<input type="checkbox"/>
---	--------------------------



b	<input type="checkbox"/>
---	--------------------------

4.



a	<input type="checkbox"/>
---	--------------------------



b	<input type="checkbox"/>
---	--------------------------

Name	
Class	



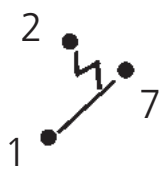
Let's play

1 Connect the dots and answer the questions.

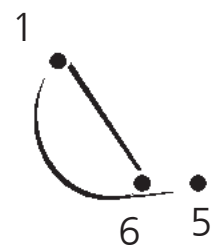
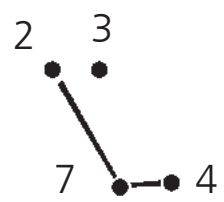
Yes, it is.
No, it isn't.



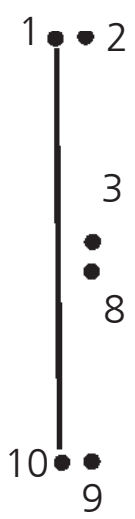
1. Is it a pencil?



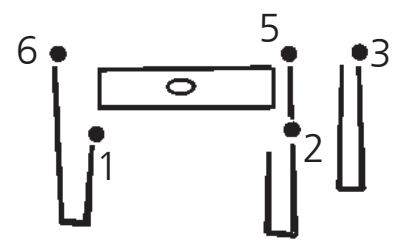
2. Is it a rubber?



3. Is it a computer?


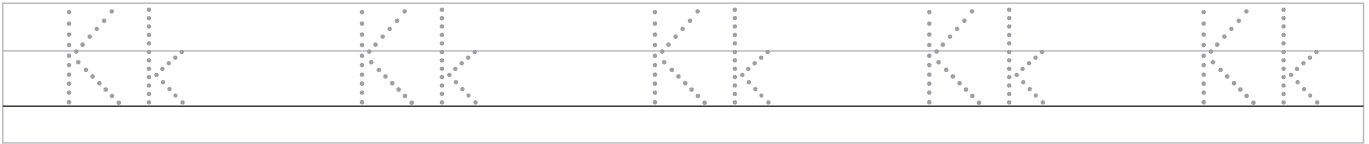

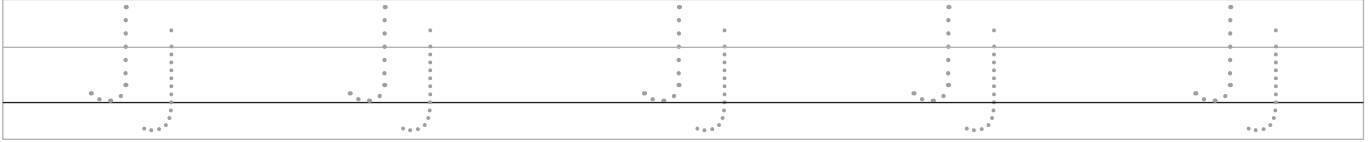


4. Is it a chair?



Alphabet J-L

1 Trace and copy.



Name

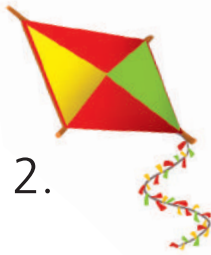
Class

2

2 Listen and say. Then circle. 



j k



j k



l j

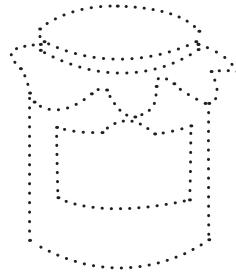
3 Circle.

a J j
j b

k j
k K b

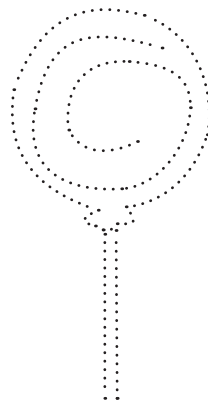

e l
l L g

4 Trace and tick (✓).



jam
kite 1

2 kite
 lollipop



jam
lollipop 3

Story time

1 Listen and number (1-4). 



a



c

1




b




d

2 Do you like the story? Choose and colour.



Name _____
Class _____

1 Play.



What's this?

It's a chair.

What colour is it?

It's red and blue.



Name

Class

Maths

1 Look, draw and colour.


1.



2.



3.




4.



5.



6.

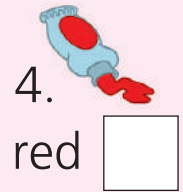



Name

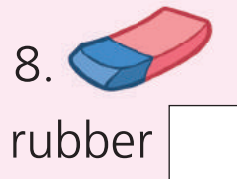




Class



1 Say the colours.




2 Say the classroom objects.



3 Say.



Lisa



4 Say.



What colour is it?
Blue.




What's this?
It's a pencil.



What's that?
It's a rubber.



Is it a computer?
Yes, it is.



3

Family and friends

Name

Class

Alphabet M-0

1 Trace and copy.

Mm Mm Mm Mm Mm

Mm

Nn Nn Nn Nn Nn

Nn

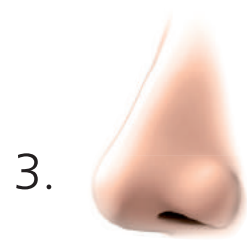
Oo Oo Oo Oo Oo

Oo

Name _____
 Class _____



2 Listen and say. Then match. 



n o m

3 Trace and match.

M N O
 ○ m n

4 Write the letters in the correct order.

O, M, N ___ , ___ , ___
 n, o, m ___ , ___ , ___

5 Choose and write.

m n o



___ range



___ other



___ ose

3

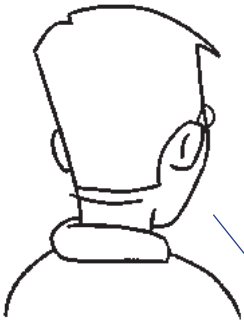


A chant




Name	
Class	




This is my father.






1 Look and match. Then say and colour.

1.   

2.   

3.   

4.   

Name	
Class	



Smart kids

1 Match. Then ask and answer.

Who's that?



That's my grandmother.

1.



a.



2.



b.



3.



c.



4.



d.



Name _____

Class _____

Our world

1 Colour. Then point and say.



red



blue




green



yellow

It's a turtle. It's yellow and green.



Name _____
Class _____





Let's play


1 Listen and circle. 




Fay

1. 
 Yes No

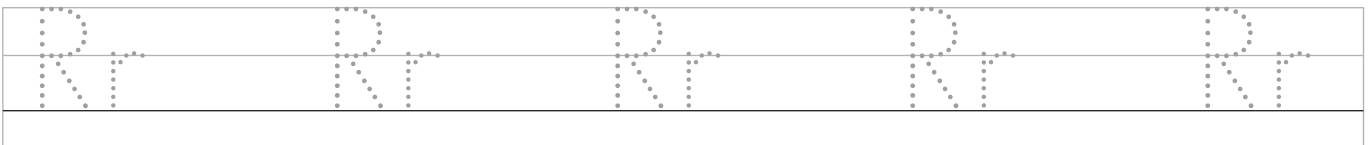
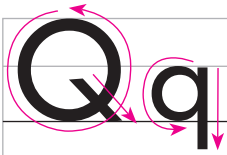
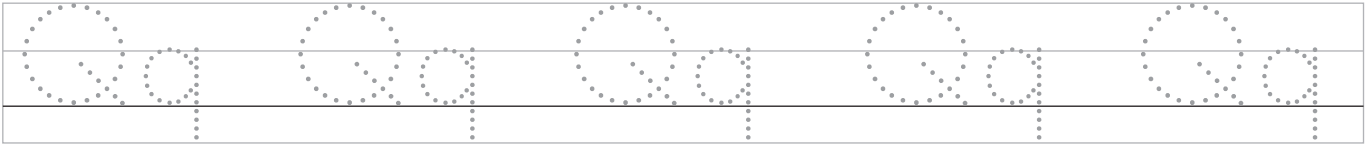
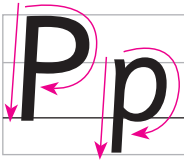
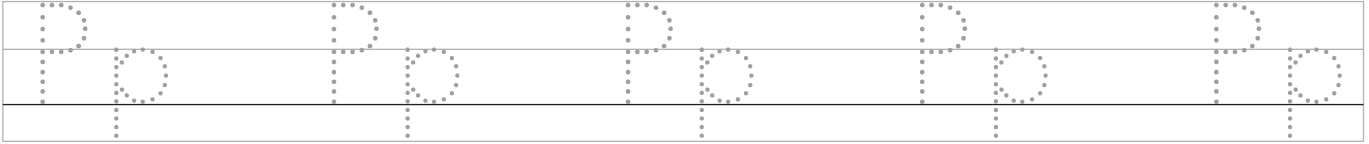
2. 
 Yes No

3. 
 Yes No

4. 
 Yes No

Alphabet P-R

1 Trace and copy.



Name _____
 Class _____



2 Listen and say. Then match. 



p

q

r

3 Look and write.



___en



___ed



___uilt

4 Look and circle.

P p q r l p

Q r a q b q

R c r e r g

5 Look and match.

Q R P

r p q



Story time

1 Listen and trace. 


Fine, thank you.



That's my mother, my
father and my brother.



2 Do you like the story? Choose and colour.



Name

Class

3

Revision

1 Listen and tick (✓).



1.

a



b



3.

a



b



2.

a



b



4.

a



b

2 Trace.

Is that your rabbit?

Yes, it is.

Is that your cat?

No, it isn't.

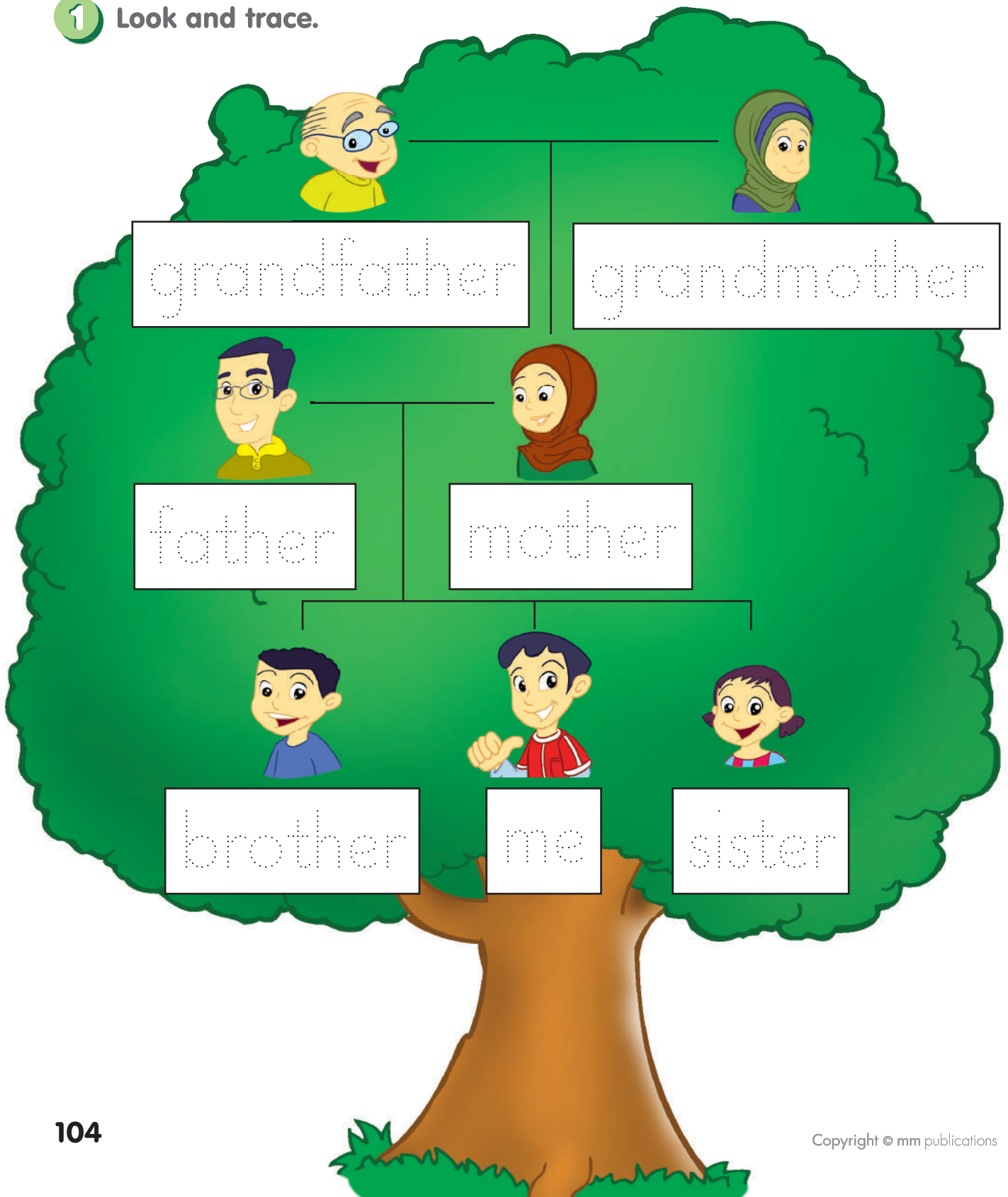


Name

Class

Social
Studies

1 Look and trace.



Name

Class



1 Say the family members.



father



mother



brother



sister



grandfather



grandmother

2 Say the pets.



rabbit



bird



turtle



fish

3 Say.



me



friend



teacher

4 Say.




This is my sister.



Who's that?
That's my grandmother.



Is that your fish?
Yes, it is.



4 You and me

Name

Class

Alphabet S-U

1 Trace and copy.

Ss Ss Ss Ss Ss

Ss

Tt Tt Tt Tt Tt

Tt

Uu Uu Uu Uu Uu

Uu

Name _____
 Class _____



2 Listen and say. Then match. 

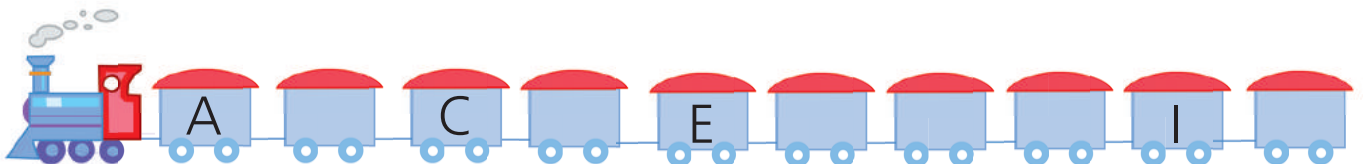


u t s

3 Match.



4 Complete.



A chant

Name _____

Class _____

1 Trace and match.

13

twelve

11

eleven

fourteen

12

15

thirteen

14

fifteen

2 Read and colour.


thirteen



eleven




fourteen



twelve



fifteen



Name


Class


4

Smart kids

1 Listen and tick (✓). 


1.  a

 b


2.  a

 b

3.  a

 b

4.  a

 b

1 Trace. Then listen and match. 

1. She's fat.

a.



2. She's thin.

b.



3. He's happy.

c.



4. It's big.

d.



5. It's small.

e.



Name

Class

4

Let's play

1 Listen and tick (✓). 



Yes, he is.

No, he isn't.



Yes, she is.

No, she isn't.



Yes, he is.

No, he isn't.


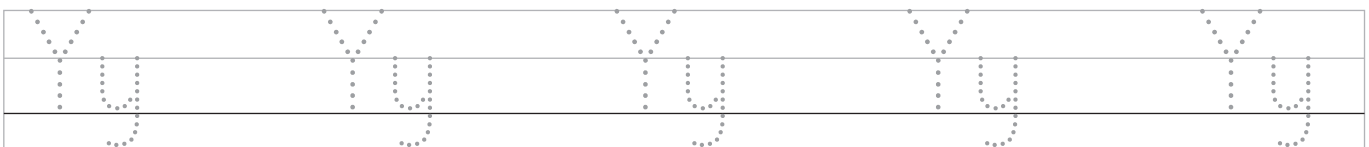

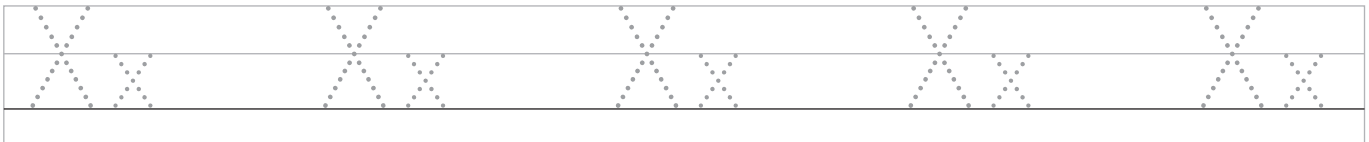

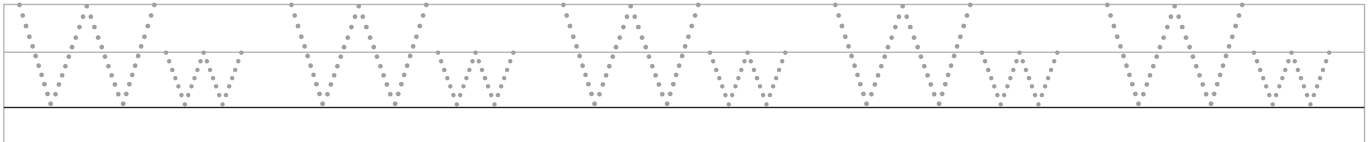

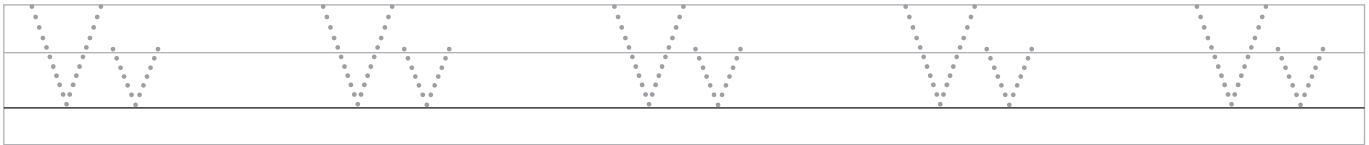


Yes, he is.


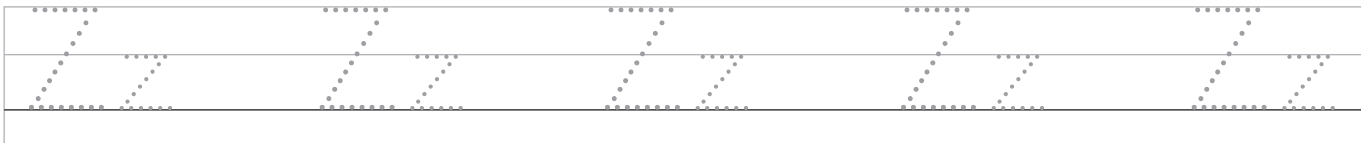
No, he isn't.

Alphabet V-Z

1 Trace and copy.



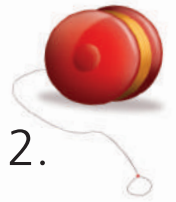
Name _____
 Class _____



2 Listen and say. Then circle. 



u **w** z



y v u



u v y




x w z



z x v


3 Circle and match.

w h a l e z o o f o x v a n y o - y o



Story time

1 Count to find the way. Then say.



2 Do you like the story? Choose and colour.



Name

Class

4

Revision

1 Listen and match.

1. How old are you?
I'm eleven.

2. Are you hungry?
Yes, I am.

3. Are you happy?
Yes, I am.

a.




b.



c.



2 Look at the picture, find the numbers and colour. Then say.



Name


Class

English


1 Listen and match. Then say and do. 

If you're happy...

If you're happy, clap your hands!
If you're happy, clap your hands!



If you're sad, cry boohoo!
If you're sad, cry boohoo!



If you're hungry, say I am!
If you're hungry, say I am!

Name

Class



Now I can

1 Count from 11 to 15.

11

12


13


14

15


eleven twelve thirteen fourteen fifteen


2 Say the adjectives.


1. 
thirsty

2. 
hungry

3. 
happy


4. 
sad


5. 
big

6. 
small

7. 
thin

8. 
fat

9. 
short

10. 
tall

3 Say.



boy


girl

4 Say.



How old are you?
I'm ten.



It's big.



Are you hungry?
Yes, I am.



Is she happy?
No, she isn't.

Board game

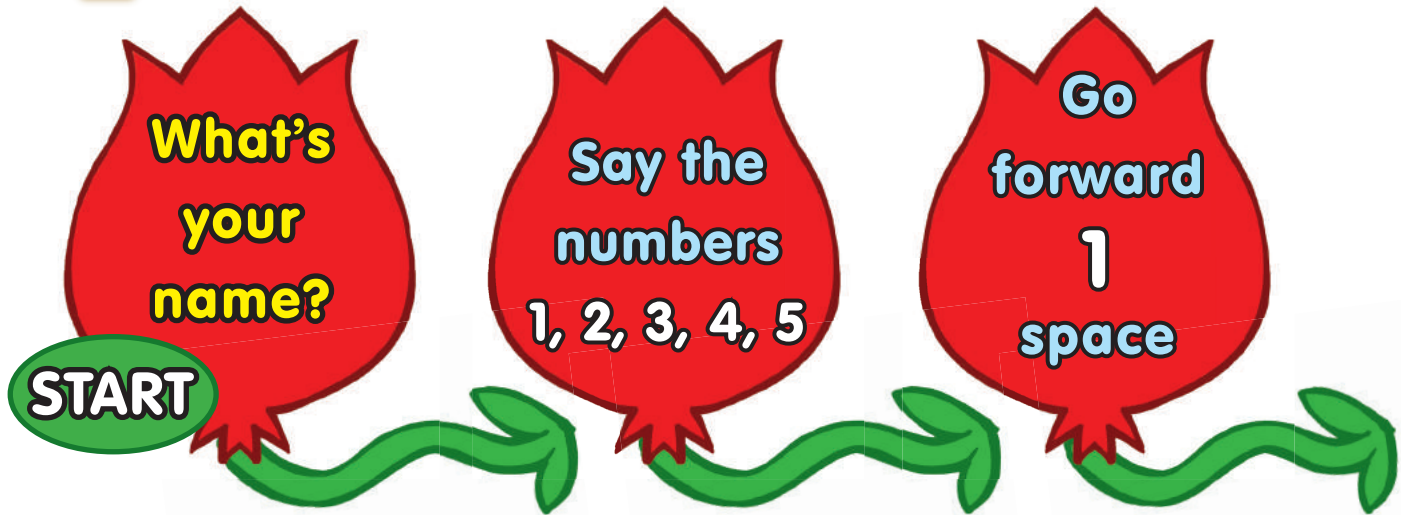
Use a rubber  to play the game.

START


What's your name?

Say the numbers 1, 2, 3, 4, 5


Go forward 1 space




What colour is it?



What's this?




Say the numbers 6, 7, 8, 9, 10





How old are you?

Is it thin?



Is he happy?





Is it a rubber?



Are you hungry?



What colour is it?



Is she thirsty?



Miss a turn

What's this?



What's this?



Say the numbers
11, 12, 13,
14, 15

Who's that?
That's my _____.






FINISH

Cut-outs

Cut-outs 1

Project






Cut-outs 4

Let's play

Sue



Andy



Greg



Pat



Jim



Taleen



Fatima



Bob



