


xUnit Test Patterns and Smells

**Improving Test Code and
Testability Through
Refactoring**

Gerard Meszaros
agile2008@xunitpatterns.com

Tutorial exercises and solutions available at:

<http://tutorialslides.xunitpatterns.com>
<http://torialexercises.xunitpatterns.com>
<http://tutorialsolutions.xunitpatterns.com>



Instructor Biography

Gerard Meszaros is independent consultant specializing in agile development processes. Gerard built his first unit testing framework in 1996 and has been doing automated unit testing ever since. He is an expert in agile methods, test automation patterns, refactoring of software and tests, and design for testability.

Gerard has applied automated unit and acceptance testing on projects ranging from full-on eXtreme Programming to traditional waterfall development and technologies ranging from Java, Smalltalk and Ruby to PLSQL stored procedures and SAP's ABAP. He is the author of the book xUnit Test Patterns - Refactoring Test Code.



Gerard Meszaros
agile2008@xunitpatterns.com

Tutorial Background

- **Early XP projects suffered from**
 - High Test Maintenance Cost
 - Obscure, Verbose Tests
- **Started documenting practices as Smells & Patterns at xunitpatterns.com**
- **Clients requested Hands-on Training**
 - 2 Day computer-based course
 - Available in Java, C#, C++ (other languages possible)
- **Condensed into half day & full day tutorials for conferences**
 - Paper-based exercises

Agenda

- **Introduction**
- **Motivation**
- **Intro to Smells & Patterns**
- **Code Smells & Remedies**
 - Short exercises interspersed
- **Break (30 minutes)**
- **Behavior Smells & Remedies**
 - Short exercises interspersed
- **Project Smells & Remedies**
 - Short exercises interspersed
- **Wrap Up**

Objectives of Tutorial

- Understand why Test Smells are important
 - Be able to recognize key code smells
 - Be aware of test design patterns that can address or prevent these code smells
 - Be able to recognize Behavior Smells and be aware of patterns to address them
 - Be able to recognize Project Smells how they are related to Code and Behavior Smells
- tutorial exercises and solutions available at:
- <http://tutorialexercises.xunitpatterns.com>
 - <http://tutorialsolutions.xunitpatterns.com>

Outline

- **Introduction**
 - Course Outline
 - Teaching Method
- **Motivation**
- **Intro to Smells & Patterns**
- **Code Smells & Remedies**
- **Behavior Smells & Remedies**
- **Project Smells & Remedies**
- **Wrap Up**

Teaching Method

Most adults learn best by doing

1. Introduction to topic

- PowerPoint presentation describing principles, symptoms, root cause, possible solution patterns, etc.
- Sample code or other concrete examples
- Max 20 minutes

2. Short Exercise

- Work in small groups
- Given a list of symptoms
- Propose root cause, solution
- About 5-15 minutes

3. Short Discussion

- Someone from each group provides one answer to one question
- Round-robin so every group is heard (eventually)

Outline

• **Introduction**

• **Motivation**

- Why is Test maintainability important?
- How do we make tests maintainable?

• **Intro to Smells & Patterns**

• **Code Smells & Remedies**

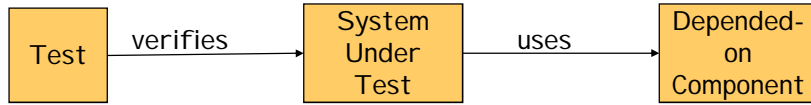
• **Behavior Smells & Remedies**

• **Project Smells & Remedies**

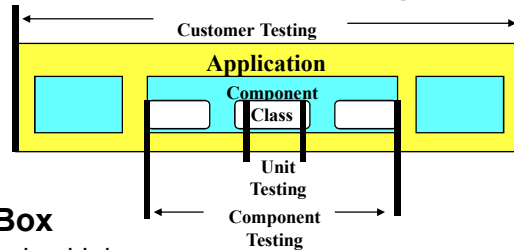
• **Wrap Up**

Terminology

- **Test vs SUT vs DOC:**



- **Unit vs Component vs Customer Testing**



- **Black Box vs White Box**

- Black box: know what it should do
- White box: know how it is built inside

What Does it Take To be Successful?

Programming Experience

+ xUnit Experience

+ Testing experience

~~Robust Automated Tests~~

Why We Write Tests

- **Self-Testing Code helps us:**
 - Produce better quality software
 - Produce the right software
 - Work faster
 - Respond to change (agility)
- **It does this by:**
 - Providing focus
 - Providing rapid feedback
 - Reducing stress levels (anxiety)

Coding Objectives Comparison

	<i>Production</i>	<i>Testware</i>
Correctness	Important	Crucial
Maintainability	Important	Crucial
Execution Speed	Crucial	Somewhat
Reusability	Important	Somewhat
Flexibility	Important	Not
Simplicity	Important?	Crucial
Ease of writing	Important?	Crucial

A Sobering Thought

**Expect to have just as much
test code as production
code!**

**The Challenge: How To
Prevent Doubling Cost of
Software Maintenance?**

Why are They so Crucial?

- **Tests need to be maintained along with rest of the software.**
- **Testware must be much easier to maintain than the software, otherwise:**
 - It will slow you down
 - It will get left behind
 - Value drops to zero
 - You'll go back to manual testing

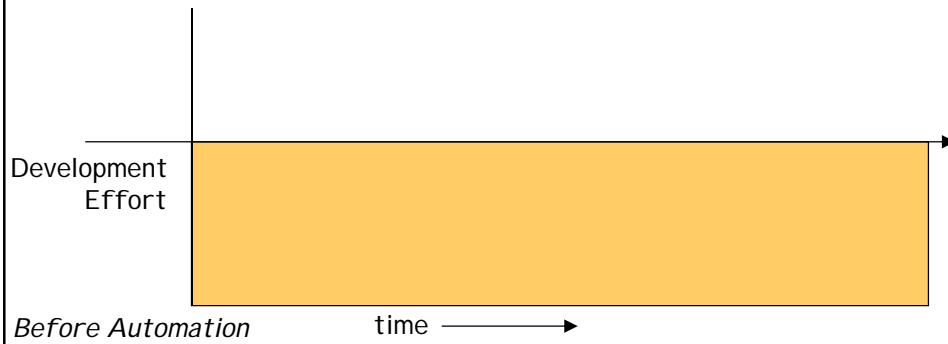
Critical Success Factor:

Writing tests in a maintainable style

Economics of Maintainability

Test Automation is a lot easier to sell on

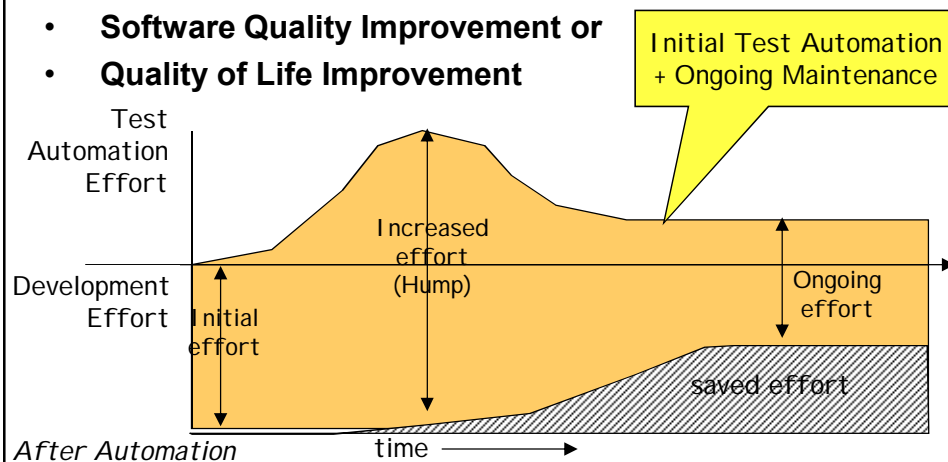
- Cost reduction than
- Software Quality Improvement or
- Quality of Life Improvement



Economics of Maintainability

Test Automation is a lot easier to sell on

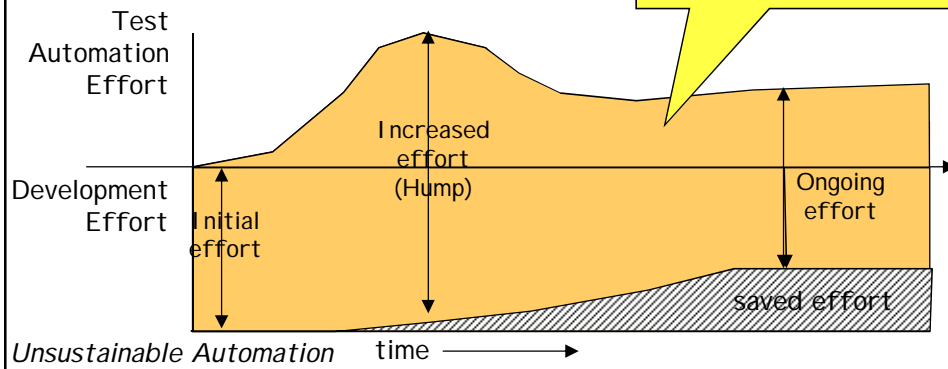
- Cost reduction than
- Software Quality Improvement or
- Quality of Life Improvement



Economics of Maintainability

Test Automation is a lot easier to sell on

- **Cost reduction than**
- **Software Quality Improvement or**
- **Quality of Life Improvement**



Goals of Automated Developer Tests

- **Before code is written**
 - Tests as Specification
- **After code is written**
 - Tests as Documentation
 - Tests as Safety Net (Bug Repellent)
 - Defect Localization (Minimize Debugging)
- **Minimize Cost of Running Tests**
 - Fully Automated Tests
 - Repeatable Tests
 - Robust Tests

A Recipe for Success

- 1. Write some tests**
 - start with the easy ones!
- 2. Note the Test Smells that show up**
- 3. Refactor to remove obvious Test Smells**
 - Apply appropriate xUnit Test Patterns
- 4. Write some more tests**
 - possibly more complex
- 5. Repeat from Step 2 until:**
 - All necessary tests written
 - No smells remain

Outline

- Introduction
- Motivation
- **Intro to Smells & Patterns**
 - What is a Test Smell?
 - What is a Test Pattern?
- Code Smells & Remedies
- Behavior Smells & Remedies
- Project Smells & Remedies
- Wrap Up

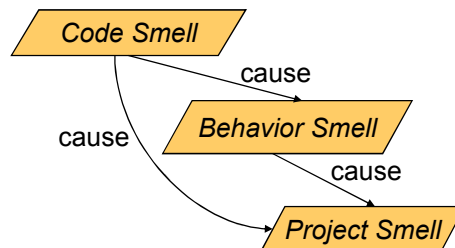
What's a "Test Smell"?

- **A set of symptoms of an underlying problem in test code**
- **Smells must pass the "Sniff Test"**
 - A smell should be obvious
 - It should "grab you by the nose"
- **Not necessarily the actual cause**
 - There may be many possible causes for the symptom
 - Some root causes may contribute to several different smells

Note: Past literature often labels the cause as a smell.
e.g. "Sensitive Equality" is really a cause of "Fragile Test"

What's a "Test Smell"?

- **Three common kinds of Test Smells:**
 - Code Smells – Visible Problems in Test Code
 - Behavior Smells – Tests Behaving Badly
 - Project Smells – Testing-related problems visible to a Project Manager
- **Code Smells may be root cause of Behavior and Project Smells**



What's a "Pattern"?

- **A "pattern" is a "recurring solution to a recurring problem"**
 - E.g. A "Decorator" object lets us add behavior to a system dynamically by adding one or more decorators to an existing object.
- **Must have been "invented" by three independent sources**
 - That's what makes it a "pattern" as in:
"I see a pattern here!"
- **The pattern exists whether or not it has been written up in the "pattern form"**
 - Includes info on when (not) to use it

What's a "Test Pattern"?

- **A "test pattern" is a recurring solution to a test automation problem**
 - E.g. A "Mock Object" solves the problem of verifying the behavior of an object that should delegate behavior to other objects
- **Test Patterns occur at many levels:**
 - Test Automation Strategy Patterns
 - » **Recorded Test vs Scripted Test**
 - Test Design Patterns
 - » **Implicit SetUp vs Delegated SetUp**
 - Test Coding Patterns
 - » **Assertion Method, Creation Method**
 - Language-specific Test Coding Idioms
 - » **Expected Exception Test, Constructor Test**

Outline

- **Introduction**
- **Motivation**
- **Intro to Smells & Patterns**
- **Code Smells & Remedies**
 - Refactoring a Smelly Test
 - Review of Test Patterns Used
- **Behavior Smells & Remedies**
- **Project Smells & Remedies**
- **Wrap Up**

What's a Code Smell?

A problem visible when looking at test code:

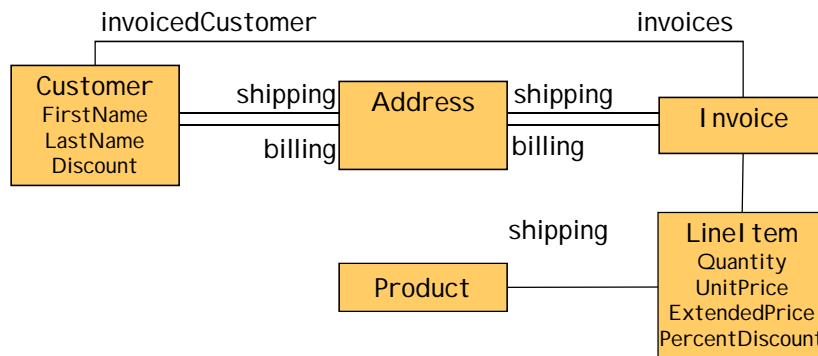
- **Tests are hard to understand**
- **Tests contain coding errors that may result in**
 - Missed bugs
 - Erratic Tests
- **Tests are difficult or impossible to write**
 - No test API on SUT
 - Cannot control initial state of SUT
 - Cannot observe final state of SUT
- **Sniff Test:**
 - Problem must be visible (in their face) to test automater or test reader

Common Code Smells

- Conditional Test Logic
- Hard to Test Code
- Obscure Test
- Test Code Duplication
- Test Logic in Production

Example

- Test addItemQuantity and removeLineItem methods of Invoice



The Whole Test

```
public void testAddItemQuantity_severalQuantity() throws Exception {
    try {
        // Setup Fixture
        final int QUANTITY = 5;
        Address billingAddress = new Address("1222 1st St SW", "Calgary", "Alberta", "T2N
        2V2", "Canada");
        Address shippingAddress = new Address("1333 1st St SW", "Calgary", "Alberta", "T2N
        2V2", "Canada");
        Customer customer = new Customer(99, "John", "Doe", new BigDecimal("30"),
        billingAddress, shippingAddress);
        Product product = new Product(88, "SomeWidget", new BigDecimal("19.99"));
        Invoice invoice = new Invoice(customer);
        // Exercise SUT
        invoice.addItemQuantity(product, QUANTITY);
        // Verify Outcome
        List lineItems = invoice.getLineItems();
        if (lineItems.size() == 1) {
            LineItem actualLineItem = (LineItem)lineItems.get(0);
            assertEquals(invoice, actualLineItem.getInvoice());
            assertEquals(product, actualLineItem.getProduct());
            assertEquals(quantity, actualLineItem.getQuantity());
            assertEquals(new BigDecimal("30"), actualLineItem.getPercentDiscount());
            assertEquals(new BigDecimal("19.99"), actualLineItem.getUnitPrice());
            assertEquals(new BigDecimal("69.96"), actualLineItem.getExtendedPrice());
        } else {
            assertTrue("Invoice should have exactly one line item", false);
        }
    } finally {
        deleteObject(expectedLineItem);
        deleteObject(invoice);
        deleteObject(product);
        deleteObject(customer);
        deleteObject(billingAddress);
        deleteObject(shippingAddress);
    }
}
```

Verifying the Outcome

```
List lineItems = invoice.getLineItems();
if (lineItems.size() == 1) {
    LineItem actualLineItem = (LineItem)lineItems.get(0);
    assertEquals(invoice, actualLineItem.getInvoice());
    assertEquals(product, actualLineItem.getProduct());
    assertEquals(quantity, actualLineItem.getQuantity());
    assertEquals(new BigDecimal("30"),
        actualLineItem.getPercentDiscount());
    assertEquals(new BigDecimal("19.99"),
        actualLineItem.getUnitPrice());
    assertEquals(new BigDecimal("69.96"),
        actualLineItem.getExtendedPrice());
} else {
    assertTrue("Invoice should have exactly one line item",
        false);
}
```

Obtuse Assertion

xUnit Test Patterns and Smells

Refactoring

Use Better Assertion

```
List lineItems = invoice.getLineItems();
if (lineItems.size() == 1) {
    LineItem actualLineItem = (LineItem)lineItems.get(0);
    assertEquals(invoice, actualLineItem.getInvoice());
    assertEquals(product, actualLineItem.getProduct());
    assertEquals(quantity, actualLineItem.getQuantity());
    assertEquals(new BigDecimal("30"),
        actualLineItem.getPercentDiscount());
    assertEquals(new BigDecimal("19.99"),
        actualLineItem.getUnitPrice());
    assertEquals(new BigDecimal("69.96"),
        actualLineItem.getExtendedPrice());
} else {
    fail("invoice should have exactly one line item");
}}
```

xUnit Test Patterns and Smells

Refactoring

Use Better Assertion

```
List lineItems = invoice.getLineItems();
if (lineItems.size() == 1) {
    LineItem actualLineItem = (LineItem)lineItems.get(0);
    assertEquals(invoice, actualLineItem.getInvoice());
    assertEquals(product, actualLineItem.getProduct());
    assertEquals(quantity, actualLineItem.getQuantity());
    assertEquals(new BigDecimal("30"),
        actualLineItem.getPercentDiscount());
    assertEquals(new BigDecimal("19.99"),
        actualLineItem.getUnitPrice());
    assertEquals(new BigDecimal("69.96"),
        actualLineItem.getExtendedPrice());
} else {
    fail("invoice should have exactly one line item");
}}
```

Hard-Wired
Test Data

Fragile Tests

xUnit Test Patterns and Smells

Pattern

Expected Object

```
List lineItems = invoice.getLineItems();
if (lineItems.size() == 1) {
    LineItem actualLineItem = (LineItem)lineItems.get(0);
    LineItem expectedLineItem =
        newLineItem(invoice, product, QUANTITY);
    assertEquals(expectedLineItem.getInvoice(),
        actualLineItem.getInvoice());
    assertEquals(expectedLineItem.getProduct(),
        actualLineItem.getProduct());
    assertEquals(expectedLineItem.getQuantity(),
        actualLineItem.getQuantity());
    assertEquals(expectedLineItem.getPercentDiscount(),
        actualLineItem.getPercentDiscount());
    assertEquals(expectedLineItem.getUnitPrice(),
        actualLineItem.getUnitPrice());
    assertEquals(expectedLineItem.getExtendedPrice(),
        actualLineItem.getExtendedPrice());
} else {
    fail("invoice should have exactly one line item");
}
```

xUnit Patterns Tutorial v1

Copyright 2008 Gerard Meszaros

xUnit Test Patterns and Smells

Pattern

Expected Object

```
List lineItems = invoice.getLineItems();
if (lineItems.size() == 1) {
    LineItem actualLineItem = (LineItem)lineItems.get(0);
    LineItem expectedLineItem = newLineItem(invoice,
        product, QUANTITY, product.getPrice()*QUANTITY );
    assertEquals(expectedLineItem.getInvoice(),
        actualLineItem.getInvoice());
    assertEquals(expectedLineItem.getProduct(),
        actualLineItem.getProduct());
    assertEquals(expectedLineItem.getQuantity(),
        actualLineItem.getQuantity());
    assertEquals(expectedLineItem.getPercentDiscount(),
        actualLineItem.getPercentDiscount());
    assertEquals(expectedLineItem.getUnitPrice(),
        actualLineItem.getUnitPrice());
    assertEquals(expectedLineItem.getExtendedPrice(),
        actualLineItem.getExtendedPrice());
} else {
```

Verbose Test

xUnit Patterns Tutorial v1

Copyright 2008 Gerard Meszaros

xUnit Test Patterns and Smells

Refactoring

Introduce Custom Assert

```
List lineItems = invoice.getLineItems();
if (lineItems.size() == 1) {
    LineItem actualLineItem = (LineItem)lineItems.get(0);
    LineItem expectedLineItem = newLineItem(invoice,
        product, QUANTITY, product.getPrice()*QUANTITY );
    assertLineItemsEqual(expectedLineItem, actualLineItem);

} else {
    fail("invoice should have exactly one line item");
}
```

xUnit Patterns Tutorial V1

35

Copyright 2008 Gerard Meszaros

xUnit Test Patterns and Smells

Refactoring

Introduce Custom Assert

```
List lineItems = invoice.getLineItems();
if (lineItems.size() == 1) {
    LineItem actualLineItem = (LineItem)lineItems.get(0);
    LineItem expectedLineItem = newLineItem(invoice,
        product, QUANTITY, product.getPrice()*QUANTITY );
    assertLineItemsEqual(expectedLineItem, actualLineItem);
} else {
    fail("invoice should have exactly one line item");
}
```

Conditional
Test Logic

xUnit Patterns Tutorial V1

36

Copyright 2008 Gerard Meszaros

xUnit Test Patterns and Smells

Refactoring

Replace Conditional Logic with Guard Assertion

```
List lineItems = invoice.getLineItems();
assertEquals("number of items",lineItems.size(),1);
LineItem actualLineItem = (LineItem)lineItems.get(0);
LineItem expectedLineItem = newLineItem(invoice,
    product, QUANTITY, product.getPrice()*QUANTITY );
assertLineItemsEqual(expectedLineItem, actualLineItem);
```

xUnit Test Patterns and Smells

The Whole Test

```
public void testAddItemQuantity_severalQuantity () throws Exception {
    try {
        // Setup Fixture
        final int QUANTITY = 5;
        Address billingAddress = new Address("1222 1st St SW", "Calgary", "Alberta", "T2N
            2V2", "Canada");
        Address shippingAddress = new Address("1333 1st St SW", "Calgary", "Alberta", "T2N
            2V2", "Canada");
        Customer customer = new Customer(99, "John", "Doe", new BigDecimal("30"),
            billingAddress, shippingAddress);
        Product product = new Product(88, "SomeWidget", new BigDecimal("19.99"));
        Invoice invoice = new Invoice(customer);
        // Exercise SUT
        invoice.addItemQuantity(product, QUANTITY);
        // Verify Outcome
        List lineItems = invoice.getLineItems();
        assertEquals("number of items",lineItems.size(),1);
        LineItem actualLineItem = (LineItem)lineItems.get(0);
        LineItem expectedLineItem = newLineItem(invoice, product, QUANTITY);
        assertLineItemsEqual(expectedLineItem, actualLineItem);
    } finally {
        deleteObject(expectedLineItem);
        deleteObject(invoice);
        deleteObject(product);
        deleteObject(customer);
        deleteObject(billingAddress);
        deleteObject(shippingAddress);
    }
}
```

The Smells Seen Thus Far (1)

- **Obscure Test**
 - Test is hard to understand.
- **Common Causes:**
 - Verbose Test
 - » **So much test code that it obscures the test intent**
 - Eager Test
 - » **Several tests merged into one Test Method**
 - General Fixture
 - » **Fixture contains objects irrelevant for this test**
 - Obtuse Assertion
 - » **Using the wrong kind of assertion**
 - Hard-Coded Test Data
 - » **Lots of “Magic Numbers” or Strings used when creating objects.**
 - » **More likely to result in unrepeatable tests**

The Smells Seen Thus Far (2)

- **Other Obscure Test Causes:**
 - Indirect Testing
 - » **Interacting with the SUT via other software**
 - » **A cause of Fragile Tests (Behavior Smell)**
 - Mystery Guest
 - » **Lots of “Magic Numbers” or Strings used as keys to database.**
 - » **“Lopsided” feel to tests (either Setup or Verification of outcome is external to test)**

The Smells Seen Thus Far (3)

- **Conditional Test Logic**
 - Tests containing conditional logic (IF statements or loops)
 - Hard to verify correctness. Does it always test the same thing?
 - A cause of Buggy Tests (Project Smell)
- **Test Code Duplication**
 - Same code sequences appear many times in many tests
 - More code to modify when something changes
 - A cause of Fragile Tests (Behavior Smell)

The Patterns Used So Far

- **Expected Objects**
 - Use AssertEquals on whole objects rather than comparing individual fields
- **Guard Assertions**
 - Remove conditional logic associated with avoiding assertions when they would fail
- **Custom Asserts**
 - Remove Test Code Duplication by factoring out common code
 - Remove conditional logic associated with complex verification logic

Expected Object

- **Replace a series of assertEquals on individual fields:**
 - assertEquals (expectedXvalue, actualPoint .getX());
 - assertEquals (expectedYvalue, actualPoint .getY());
- **with a single assertion of the whole object:**
 - assertEquals (expectedPoint, actualPoint);
- **Ways to construct the Expected Object:**
 - Point expectedPoint = new Point(17.0, 9.0)Or:
 - expectedPoint.setX(17.0);
 - expectedPoint.sety(9.0);

Guard Assertion

Conditional Test Logic creates multiple execution paths thru test:

```
if (actualCollection == null)
    fail("collection is null");
else {
    assertTrue( actualCollection.includes(expectedElement) );
}
```

This makes tests hard to verify.

Better to replace with a Guard Assertion:

```
assertNotNull( "collection is null", actualCollection);
assertTrue( actualCollection.includes(expectedElement) );
```

Custom Assertion

Remove duplicated assertion logic by creating your own Assertion Methods to:

- **Improve readability**
 - Intent-revealing methods that verify expected outcome
- **Simplify troubleshooting**
 - Make xUnit failure reports easier to understand
- **Define test-specific equality**
 - Ignore “don’t care” fields when comparing objects
 - “Foreign Method” specific to testing
- **Can be defined using Extract Method refactoring.**

Exercise: CS1 – Result Verification

- **Situation:**
 - *You have just inherited maintenance of the Flight Management System. The good news is that there are automated unit tests. The bad news is that most of the tests look something like these tests.*
- **Instructions:**
 - Examine the code in the handout and determine what code smells you are seeing.
- **Discussion Questions:**
 - Which Code Smells are we having?
 - What are the underlying root causes?
 - Which XUnit Patterns can we apply to alleviate them?

The Whole Test

```
public void testAddItemQuantity_severalQuantity () throws Exception {
    try {
        // Setup Fixture
        final int QUANTITY = 5;
        Address billingAddress = new Address("1222 1st St SW", "Calgary", "Alberta", "T2N
        2V2", "Canada");
        Address shippingAddress = new Address("1333 1st St SW", "Calgary", "Alberta", "T2N
        2V2", "Canada");
        Customer customer = new Customer(99, "John", "Doe", new BigDecimal("30"),
        billingAddress, shippingAddress);
        Product product = new Product(88, "SomeWidget", new BigDecimal("19.99"));
        Invoice invoice = new Invoice(customer);
        // Exercise SUT
        invoice.addItemQuantity(product, QUANTITY);
        // Verify Outcome
        List lineItems = invoice.getLineItems();
        assertEquals("number of items",lineItems.size(),1);
        LineItem actualLineItem = (LineItem)lineItems.get(0);
        LineItem expectedLineItem = newLineItem(invoice, product, QUANTITY);
        assertEquals(expectedLineItem, actualLineItem);
    } finally {
        deleteObject(expectedLineItem);
        deleteObject(invoice);
        deleteObject(product);
        deleteObject(customer);
        deleteObject(billingAddress);
        deleteObject(shippingAddress);
    }
}
```

Pattern

Inline Fixture Teardown - Naive

```
try {
    // Setup Fixture
    // Exercise SUT
    // Verify Outcome
} finally {
    deleteObject(expectedLineItem);
    deleteObject(invoice);
    deleteObject(product);
    deleteObject(customer);
    deleteObject(billingAddress);
    deleteObject(shippingAddress);
}
}
```


xUnit Test Patterns and Smells

Pattern

Inline Fixture Teardown - Robust

```
try {
    // Setup Fixture
    // Exercise SUT
    // Verify Outcome
} finally {
    try {
        deleteObject(expectedLineItem);
    } finally {
        try {
            deleteObject(invoice);
        } finally {
            try {
                deleteObject(product);
            } finally {
                :
            }
        }
    }
}
```

xUnit Test Patterns and Smells

Pattern

Implicit Fixture Teardown - Naive

```
public void testAddItemQuantity_severalQuantity ()
    throws Exception {
    // Setup Fixture
    // Exercise SUT
    // Verify Outcome
}

public void tearDown() {
    deleteObject(expectedLineItem);
    deleteObject(invoice);
    deleteObject(product);
    deleteObject(customer);
    deleteObject(billingAddress);
    deleteObject(shippingAddress);
}
```

xUnit Test Patterns and Smells

Pattern

Implicit Fixture Teardown - Robust

```
public void testAddItemQuantity_severalQuantity ()
    throws Exception {
    // Setup Fixture
    // Exercise SUT
    // Verify Outcome
}

public void tearDown() {
    try {
        deleteObject(expectedLineItem);
    } finally {
        try {
            deleteObject(invoice);
        } finally {
            try {
                deleteObject(product);
            } finally {
                :
            }
        }
    }
}
```

xUnit Patterns Tutorial V1

51

Copyright 2008 Gerard Meszaros

xUnit Test Patterns and Smells

Pattern

Automated Fixture Teardown

```
public void testAddItemQuantity_severalQuantity () {
    final int QUANTITY = 5;
    Address billingAddress = new Address("1222 1st St SW",
        "Calgary", "Alberta", "T2N 2V2", "Canada");
    addTestObject( billingAddress );
    Address shippingAddress = new Address("1333 1st St SW",
        "Calgary", "Alberta", "T2N 2V2", "Canada");
    addTestObject(shippingAddress );
    :
}

public void tearDown() {
    deleteAllTestObjects();
}
}
```

xUnit Patterns Tutorial V1

52

Copyright 2008 Gerard Meszaros

xUnit Test Patterns and Smells

Pattern

Automated Fixture Teardown

```
public void deleteAllTestObjects() {
    Iterator i = testObjects.iterator();
    while (i.hasNext()) {
        try {
            Deletable object = (Deletable)
            i.next();
            object.delete();
        } catch (Exception e) {
            // do nothing if the remove failed
        }
    }
}
```

xUnit Test Patterns and Smells

Pattern

Transaction Rollback Teardown

```
public void setUp() {
    TransactionManager.beginTransaction();
}

public void tearDown() {
    TransactionManager.abortTransaction();
}
```

Important: SUT must not commit transaction

- DFT Pattern: Humble Transaction Controller

xUnit Test Patterns and Smells

The Whole Test

```
public void testAddItemQuantity_severalQuantity () throws Exception {
    // Setup Fixture
    final int QUANTITY = 5;
    Address billingAddress = new Address("1222 1st St SW", "Calgary", "Alberta",
        "T2N 2V2", "Canada");
    addTestObject(billingAddress);
    Address shippingAddress = new Address("1333 1st St SW", "Calgary", "Alberta",
        "T2N 2V2", "Canada");
    addTestObject(billingAddress);
    Customer customer = new Customer(99, "John", "Doe", new BigDecimal("30"),
        billingAddress, shippingAddress);
    addTestObject(billingAddress);
    Product product = new Product(88, "SomeWidget", new BigDecimal("19.99"));
    addTestObject(billingAddress);
    Invoice invoice = new Invoice(customer);
    addTestObject(billingAddress);
    // Exercise SUT
    invoice.addItemQuantity(product, QUANTITY);
    // Verify Outcome
    assertEquals("number of items",lineItems.size(),1);
    LineItem actualLineItem = (LineItem)lineItems.get(0);
    LineItem expectedLineItem = newLineItem(invoice, product, QUANTITY);
    assertEquals("actualLineItem",actualLineItem,expectedLineItem);
}
// No Visible Fixture Tear Down!
```

xUnit Test Patterns and Smells

The Whole Test

```
public void testAddItemQuantity_severalQuantity () throws Exception {
    // Setup Fixture
    final int QUANTITY = 5;
    Address billingAddress = new Address("1222 1st St SW", "Calgary", "Alberta",
        "T2N 2V2", "Canada");
    addTestObject(billingAddress);
    Address shippingAddress = new Address("1333 1st St SW", "Calgary", "Alberta",
        "T2N 2V2", "Canada");
    addTestObject(billingAddress);
    Customer customer = new Customer(99, "John", "Doe", new BigDecimal("30"),
        billingAddress, shippingAddress);
    addTestObject(billingAddress);
    Product product = new Product(88, "SomeWidget", new BigDecimal("19.99"));
    addTestObject(billingAddress);
    Invoice invoice = new Invoice(customer);
    addTestObject(billingAddress);
    // Exercise SUT
    invoice.addItemQuantity(product, QUANTITY);
    // Verify Outcome
    assertEquals("number of items",lineItems.size(),1);
    LineItem actualLineItem = (LineItem)lineItems.get(0);
    LineItem expectedLineItem = newLineItem(invoice, product, QUANTITY);
    assertEquals("actualLineItem",actualLineItem,expectedLineItem);
}
// No Visible Fixture Tear Down!
```

The Smells Seen Thus Far

- **Complex Undo Logic**
 - Complex fixture teardown code
 - More likely to leave test environment corrupted leading to Erratic Tests (Causes: Unrepeatable Tests or Interacting Tests)

The Patterns Used So Far

- **Inline Teardown**
 - Hand-coded tear down logic within the Test Method
- **Implicit Teardown**
 - Hand-coded tear down logic in a tearDown method
- **Automated Teardown**
 - Tear down all registered test objects programatically
- **Transaction Rollback Teardown**
 - Get the database to undo all the changes made by test
 - SUT must not commit transaction

The Whole Test

```
public void testAddItemQuantity_severalQuantity() throws Exception {  
    // Setup Fixture  
    final int QUANTITY = 5;  
    Address billingAddress = new Address("1222 1st St SW", "Calgary",  
        "Alberta", "T2N 2V2", "Canada");  
    addTestObject(billingAddress);  
    Address shippingAddress = new Address("1333 1st St SW", "Calgary",  
        "Alberta", "T2N 2V2", "Canada");  
    addTestObject(billingAddress);  
    Customer customer = new Customer(99, "John", "Doe", new BigDecimal("30"),  
        billingAddress, shippingAddress);  
    addTestObject(billingAddress);  
    Product product = new Product(88, "SomeWidget", new BigDecimal("19.99"));  
    addTestObject(billingAddress);  
    Invoice invoice = new Invoice(customer);  
    addTestObject(billingAddress);  
    // Exercise SUT  
    invoice.addItemQuantity(product, QUANTITY);  
    // Verify Outcome  
    assertEquals("number of items",lineItems.size(),1);  
    LineItem actualLineItem = (LineItem)lineItems.get(0);  
    LineItem expectedLineItem = newLineItem(invoice, product, QUANTITY);  
    assertEquals("line items",actualLineItem,expectedLineItem);  
}
```

Smell

Hard-Coded Test Data

```
public void testAddItemQuantity_severalQuantity() {  
    final int QUANTITY = 5;  
    Address billingAddress = new Address("1222 1st St SW",  
        "Calgary", "Alberta", "T2N 2V2", "Canada");  
  
    Address shippingAddress = new Address("1333 1st St SW",  
        "Calgary", "Alberta", "T2N 2V2", "Canada");  
  
    Customer customer = new Customer(99, "John", "Doe", new  
        BigDecimal("30"), billingAddress, shippingAddress);  
  
    Product product = new Product(88, "SomeWidget",  
        BigDecimal("19.99"));  
  
    Invoice invoice = new Invoice(customer);  
    // Exercise SUT  
    invoice.addItemQuantity(product, QUANTITY);  
}
```

Hard-coded
Test Data
(Obscure Test)

Unrepeatable
Tests

xUnit Test Patterns and Smells

Pattern

Distinct Generated Values

```
public void testAddItemQuantity_severalQuantity() {  
    final int QUANTITY = 5 ;  
    Address billingAddress = new Address(getUniqueString(),  
        getUniqueString(), getUniqueString(),  
        getUniqueString(), getUniqueString());  
    Address shippingAddress = new Address(getUniqueString(),  
        getUniqueString(), getUniqueString(),  
        getUniqueString(), getUniqueString());  
    Customer customer = new Customer(  
        getUniqueInt(), getUniqueString(),  
        getUniqueString(), getUniqueDiscount(),  
        billingAddress, shippingAddress);  
    Product product = new Product(  
        getUniqueInt(), getUniqueString(),  
        getUniqueNumber());  
    Invoice invoice = new Invoice(customer);  
}
```

xUnit Patterns Tutorial V1

61

Copyright 2008 Gerard Meszaros

xUnit Test Patterns and Smells

Pattern

Distinct Generated Values

```
public void testAddItemQuantity_severalQuantity() {  
    final int QUANTITY = 5 ;  
    Address billingAddress = new Address(getUniqueString(),  
        getUniqueString(), getUniqueString(),  
        getUniqueString(), getUniqueString());  
    Address shippingAddress = new Address(getUniqueString(),  
        getUniqueString(), getUniqueString(),  
        getUniqueString(), getUniqueString());  
    Customer customer1 = new Customer(  
        getUniqueInt(), getUniqueString(),  
        getUniqueString(), getUniqueDiscount(),  
        billingAddress, shippingAddress);  
    Product product = new Product(  
        getUniqueInt(), getUniqueString(),  
        getUniqueNumber());  
    Invoice invoice = new Invoice(customer);  
}
```

Irrelevant
Information
(Obscure Test)

xUnit Patterns Tutorial V1

62

Copyright 2008 Gerard Meszaros

xUnit Test Patterns and Smells

Pattern

Creation Method

```
public void testAddItemQuantity_severalQuantity() {
    final int QUANTITY = 5;
    Address billingAddress = createAnonymousAddress();

    Address shippingAddress = createAnonymousAddress();

    Customer customer = createCustomer( billingAddress,
        shippingAddress);

    Product product = createAnonymousProduct();

    Invoice invoice = new Invoice(customer);
}
```

xUnit Patterns Tutorial V1

63

Copyright 2008 Gerard Meszaros

xUnit Test Patterns and Smells

Smell

Obscure Test - Irrelevant Information

```
public void testAddItemQuantity_severalQuantity() {
    final int QUANTITY = 5;
    Address billingAddress = createAnonymousAddress();
    Address shippingAddress = createAnonymousAddress();
    Customer customer = createCustomer(
        billingAddress, shippingAddress);
    Product product = createAnonymousProduct();
    Invoice invoice = new Invoice(customer);
    // Exercise
    invoice.addItemQuantity(product, QUANTITY);
    // Verify
    ListItem expectedListItem = new ListItem(invoice,
        product, QUANTITY, product.getPrice()*QUANTITY );
    List lineItems = invoice.getLineItems();
    assertEquals("number of items", lineItems.size(), 1);
    ListItem actualListItem = (ListItem)lineItems.get(0);
    assertEquals(expectedListItem, actualListItem);
}
```

Irrelevant
Information
(Obscure Test)

xUnit Patterns Tutorial V1

64

Copyright 2008 Gerard Meszaros

xUnit Test Patterns and Smells

Refactoring

Remove Irrelevant Information

```
public void testAddItemQuantity_severalQuantity() {
    final int QUANTITY = 5 ;

    Customer customer = createAnonymousCustomer();

    Product product = createAnonymousProduct();
    Invoice invoice = new Invoice(customer);
    // Exercise
    invoice.addItemQuantity(product, QUANTITY);
    // Verify
    ListItem expectedLineItem = newListItem(invoice,
        product, QUANTITY, product.getPrice()*QUANTITY );
    List lineItems = invoice.getLineItems();
    assertEquals("number of items", lineItems.size(), 1);
    ListItem actualLineItem = (ListItem)lineItems.get(0);
    assertLineItemsEqual(expectedLineItem, actualLineItem);
}
```

Irrelevant
Information
(Obscure Test)

xUnit Patterns Tutorial V1

65

Copyright 2008 Gerard Meszaros

xUnit Test Patterns and Smells

Refactoring

Remove Irrelevant Information

```
public void testAddItemQuantity_severalQuantity() {
    final int QUANTITY = 5 ;

    Product product = createAnonymousProduct();
    Invoice invoice = createAnonymousInvoice()
    // Exercise
    invoice.addItemQuantity(product, QUANTITY);
    // Verify
    ListItem expectedLineItem = newListItem(invoice,
        product, QUANTITY, product.getPrice()*QUANTITY );
    List lineItems = invoice.getLineItems();
    assertEquals("number of items", lineItems.size(), 1);
    ListItem actualLineItem = (ListItem)lineItems.get(0);
    assertLineItemsEqual(expectedLineItem, actualLineItem);
}
```

xUnit Patterns Tutorial V1

66

Copyright 2008 Gerard Meszaros

xUnit Test Patterns and Smells

Refactoring

Introduce Custom Assertion

```
public void testAddItemQuantity_severalQuantity() {
    final int QUANTITY = 5 ;

    Product product = createAnonymousProduct();
    Invoice invoice = createAnonymousInvoice()
    // Exercise
    invoice.addItemQuantity(product, QUANTITY);
    // Verify
    ListItem expectedLineItem = newListItem(invoice,
        product, QUANTITY, product.getPrice()*QUANTITY );
    List lineItems = invoice.getLineItems();
    assertEquals("number of items", lineItems.size(), 1);
    ListItem actualLineItem = (ListItem)lineItems.get(0);
    assertLineItemsEqual(expectedLineItem, actualLineItem);
}
```

Mechanics
hides Intent

xUnit Patterns Tutorial V1

67

Copyright 2008 Gerard Meszaros

xUnit Test Patterns and Smells

Refactoring

Introduce Custom Assertion

```
public void testAddItemQuantity_severalQuantity() {
    final int QUANTITY = 5 ;

    Product product = createAnonymousProduct();
    Invoice invoice = createAnonymousInvoice()
    // Exercise
    invoice.addItemQuantity(product, QUANTITY);
    // Verify
    ListItem expectedLineItem =
        newListItem(invoice, product, QUANTITY,
            product.getPrice()*QUANTITY );
    assertExactlyOneLineItem(invoice, expectedLineItem
    );
}
```

xUnit Patterns Tutorial V1

68

Copyright 2008 Gerard Meszaros

The Whole Test – Done

```
public void testAddItemQuantity_severalQuantity() {
    final int QUANTITY = 5 ;
    Product product = createAnonymousProduct();
    Invoice invoice = createAnonymousInvoice();
    // Exercise
    invoice.addItemQuantity(product, QUANTITY);
    // Verify
    LineItem expectedLineItem = new LineItem(invoice,
        product, QUANTITY, product.getPrice()*QUANTITY );
    assertEqualsOneLineItem(invoice, expectedLineItem );
}

Customer createAnonymousCustomer() {
    BigDecimal uniqueId = getUniqueIdForTest()
    Address billingAddress = createAnonymousAddress();
    Address shippingAddress = createAnonymousAddress();
    Customer customer = new Customer(
        getUniqueInt(), getUniqueString(),
        getUniqueString(), getUniqueDiscount(),
        billingAddress, shippingAddress);
}
```

Test Coverage

```
TestInvoiceLineItems extends TestCase {
    TestAddItemQuantity_oneItem {...}
    TestAddItemQuantity_severalItems {...}
    TestAddItemQuantity_duplicateProduct {...}
    TestAddItemQuantity_zeroQuantity {...}
    TestAddItemQuantity_severalQuantity {...}
    TestAddItemQuantity_discountedPrice {...}
    TestRemoveItem_noItemsLeft {...}
    TestRemoveItem_oneItemLeft {...}
    TestRemoveItem_severalItemsLeft {...}
}
```

Pattern:
Testcase
Class per
Feature

Rapid Test Writing

```
public void testAddItemQuantity_severalItems () {
    final int QUANTITY = 1 ;
    Product product1 = createAnonymousProduct();
    Product product2 = createAnonymousProduct();
    Invoice invoice = createAnonymousInvoice();
    // Exercise
    invoice.addItemQuantity(product1, QUANTITY);
    invoice.addItemQuantity(product2, QUANTITY);
    // Verify
    LineItem expectedLineItem1 = newLineItem(invoice,
        product, QUANTITY, product.getPrice()*QUANTITY );
    LineItem expectedLineItem2 = newLineItem(invoice,
        product, QUANTITY, product.getPrice()*QUANTITY );
    assertExactlyTwoLineItems(invoice,
        expectedLineItem1, expectedLineItem2 );
}
```

The Smells Seen Thus Far

- **Obscure Test**

The test is hard to understand. Specific causes:

- Hard-Coded Test Data
 - » **Literal Constants**
- Irrelevant Information
 - » **Information in test unrelated to SUT behavior**

The Patterns Used so Far

- **Generated Value**
 - Variation: Distinct Generated Value
 - » **Generate a unique value for each test run**
- **Creation Method**
 - Anonymous Creation Method
 - » **Sets all attributes/references to default values**
 - Parameterized Creation Method
 - » **Tests specifies relevant values only**
- **Testcase Class per Feature**
 - Group all Test Methods for a feature or concept on a single class
 - Alternatives: Testcase Class per Class, Testcase Class per Fixture
- **Custom Assertion**
 - » **(again)**

Exercise: CS2 – Fixture Set Up

- **Situation:**
 - *You have just inherited maintenance of the Flight Management System. The good news is that there are automated unit tests. The bad news is that most of the tests look something like these tests.*
- **Instructions:**
 - Examine the code in the handout and determine what code smells you are seeing.
- **Discussion Questions:**
 - Which Code Smells are we having?
 - What are the underlying root causes?
 - Which Patterns can we apply to alleviate them?

Hard to Test Code

- **Code can be hard to test for a number of reasons:**
 - Too closely coupled to other software
 - No interface provided to set state, observe state
 - Only asynchronous interfaces provided
- **Root Cause is lack of Design for Testability**
 - Comes naturally with Test-Driven Development
 - Must be retrofitted to legacy (test-less) software
- **Temporary Workaround is Test Hook**
 - Becomes Test Logic in Production (code smell) if not removed

Test Double Patterns

- **Replace depended-on components with test-specific ones to isolate SUT**
- **Kinds of Test Doubles**
 - Test Stubs return test-specific values
 - Test Spies record method calls and arguments for verification by Test Method
 - Mock Objects verify the method calls and arguments themselves
 - Fake Objects provide (apparently) same services in a “lighter” way
- **Test Doubles need to be “installed”**
 - Dependency Injection
 - Dependency Lookup
- **Configurable Test Doubles are reusable but need to be configure with test-specific values**
 - return values
 - expected method calls & arguments

Testability Patterns

- **Humble Object**
 - Objects closely coupled to the environment should not do very much (be humble)
 - Should delegate real work to a context-independent testable object
- **Dependency Injection**
 - Client “injects” depended-on objects into SUT
 - Tests can pass a Test Double to control “indirect inputs” from dependents
- **Dependency Lookup**
 - SUT asks another object for it’s dependencies
 - Service Locator, Object Factory, Component Registry
- **Test-Specific Subclass**
 - Can extend the SUT to all access by test

Smell

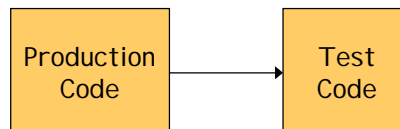
Test Logic in Production

Test Hook:

```
If (testing) then
  // test-specific logic
else
  // production logic
endif
```

Test Dependency:

```
Production Module
import TestBlahBlahBlah;
```



Recap of Code Smells

- **Conditional Test Logic**
- **Hard to Test Code**
- **Obscure Test**
- **Test Code Duplication**
- **Test Logic in Production**

Recap of Patterns Used:

- **Expected Object**
- **Custom Assertion**
- **Guard Assertion**
- **Inline Teardown**
- **Implicit Teardown**
- **Automated Teardown**
- **Transaction Rollback Teardown**
- **(Anonymous/Parameterized) Creation Method**
- **(Distinct) Generated Value**
- **Humble Object**
- **Dependency Injection / Lookup**
- **Test Double / Test Stub / Mock Object / Fake Object**
- **Test-Specific Subclass**
- **Testcase Class per Feature/Fixture/Class**

Outline

- Introduction
- Motivation
- Intro to Smells & Patterns
- Code Smells & Remedies
- **Behavior Smells & Remedies**
 - Sample Behaviors to Watch For
 - Useful Patterns
- Project Smells & Remedies
- Wrap Up

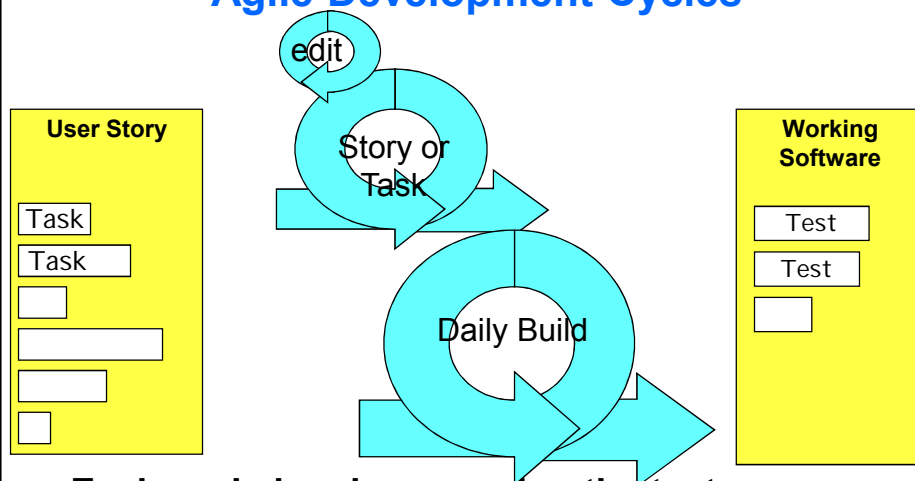
What's a Behavior Smell

- **A problem seen when running tests.**
- **Tests fail when they should pass**
 - or pass when they should fail (rarer)
- **The problem is with how tests are coded;**
 - not a problem in the SUT
- **Sniff Test:**
 - Detectable via compile or execution behavior of tests

Common Behavior Smells

- **Slow Tests**
- **Erratic Tests**
 - Too many variants to list here
- **Fragile Tests**
 - The 4 sensitivities
- **Assertion Roulette**
- **Frequent Debugging**
- **Manual Intervention**

Agile Development Cycles



- **Each cycle involves running the tests**
- **The tests must run “quickly enough”**

Slow Tests

- **Slow Tests**
 - It takes several minutes to hours to run all the tests
- **Impact**
 - Lost productivity caused by waiting for tests
 - Lost quality due to running tests less frequently
- **Causes:**
 - Slow Component Usage
 - » e.g. Database
 - Asynchronous Test
 - » e.g. Delays or Waits
 - General Fixture
 - » **too much fixture being setup**

Exercise: BS1 - Avoiding Slow Tests

- **Symptoms:**
 - *Your tests are taking 10 minutes to run. Everyone is getting frustrated because it is taking an hour to get the “commit token”.*
- **Instructions:**
 - *Brainstorm at least 5 ways to make the tests run faster.*
- **Discussion Questions:**
 - What might be the root causes of slow test?
 - What can we do to address each possible cause?

Avoiding Slow Tests – Slow SUT

- **Run Tests Faster**
 - Get faster hardware
 - » E.g. Quad-processor test execution box
- **Avoid Slow Code**
 - Avoid Fixture Persistence
 - » Use a Fresh Fixture with Fake Database
 - Avoid slow components
 - » Replace with Test Double (or Test Stub)
- **Run Fewer Tests**
 - Run subsets of tests when possible (e.g. pre-checkin)
 - Run all the tests sometime, somewhere! (e.g. overnight)

Avoiding Slow Tests – Slow Test Code

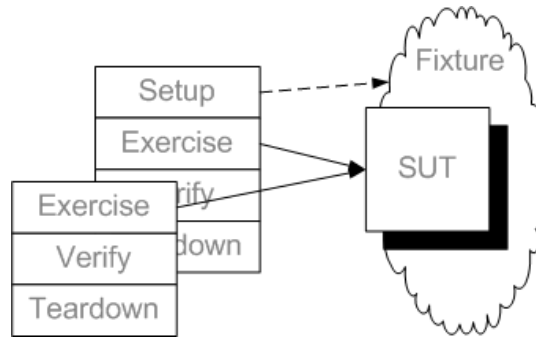
- **Avoid Waits**
 - Use Humble Object to avoid Asynchronous Test by testing logic directly
- **Test Less Code**
 - Reduce Test Overlap
- **Set Up Less Fixture**
 - Use a Minimal Fixture
- **Set Up Fixture Less Often**
 - Reuse a Shared Fixture

Pattern

Shared Test Fixture

- **What it is:**

- Improves test run times by reducing setup overhead.
- A “standard” test environment applicable to all tests is built and the tests reuse the same fixture instance.



Shared Test Fixture

- **Variations:**

- Fixture is shared between some/all the tests in a single test run
- Fixture may be shared across many TestRunners (Global Text Fixture)

- **Examples:**

- Standard Database contents
- Standard Set of Directories and Files
- Standard set of objects

Bad Smell Alert:
• Erratic Tests

Setting Up the Shared Test Fixture

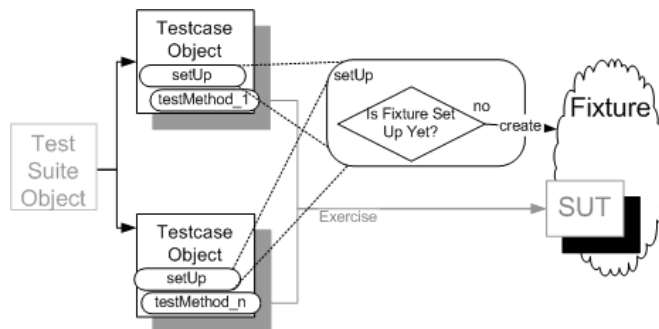
To share the same fixture *instance* between tests:

- **Prebuilt Fixture** — Unrepeatable Tests
 - Fixture is built ahead of time and reused by many test runs
- **Lazy Setup** — Use only when don't need to clean up the fixture
 - First reference causes it to be initialized
 - How do you know when to clean up?
- **SuiteFixture Setup** — Only supported by NUnit, VbUnit, JUnit 4.0
 - Use Static variables to hold the fixture
 - Initialize one before first test; destroy after last
- **Setup Decorator** — Tests that depend on the decorator cannot be run without it.
 - Define a Test Decorator that implements Test
 - Wrap the test suite with an instance of the decorator

Pattern

Lazy Setup

- **What it is:**
 - We use Lazy Initialization to construct the Shared Fixture before the first Test Method that needs it.



Lazy Setup

- **How it works:**

- Hold reference to fixture in a static or global variable
- Use Lazy Initialization of static variable to set up fixture.
- Can be done *either* in the Setup method (Implicit Setup):

```
if (not fixture_initialized) {  
    initialize_fixture;  
    fixture_initialized = true;  
}
```

- *Or*, in a finder method (Delegated Setup):

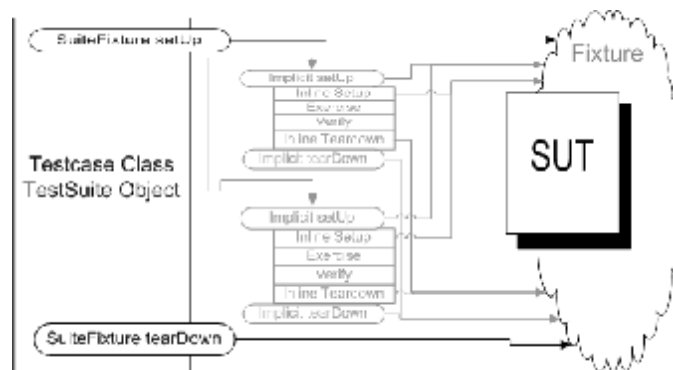
```
Acct findXxAccount() {  
    if (not fixture_initialized) {  
        initialize_fixture;  
        fixture_initialized = true;  
    }  
    return xxxAccount;  
}
```

Pattern

SuiteFixtureSetup

- **What it is:**

- Test Framework support for sharing *test fixtures*.



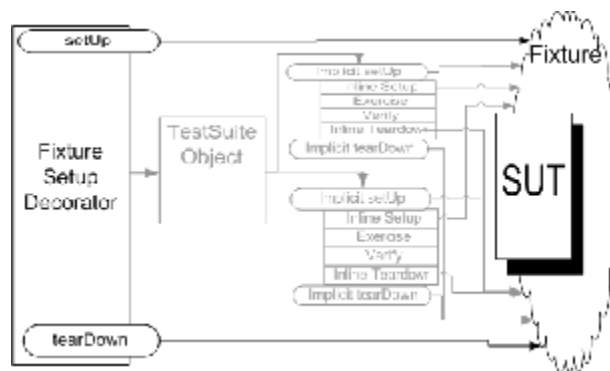
SuiteFixtureSetup

- **How it works:**
 - All Test Methods in the Testcase Class share the same test fixture.
 - Like a TestSetupDecorator but only for a single Testcase Class.
 - TestFixtureSetUp method is called once before first Test Method
 - SuiteFixtureTearDown Method is called once after last Test Method
- **NUnit Specifics:**
 - Indicated by [TestFixtureSetUp] and [TestFixtureTearDown]
- **JUnit 4.0+ Specifics:**
 - Indicated by the @beforeClass and @afterClass annotations

Pattern

Setup Decorator

- **What it is:**
 - We wrap the Test Suite Object with a Behavioral Decorator that sets up and tears down the fixture



SetUp Decorator

- **How it works:**
 - Define a Test Decorator that implements the run() method on Test
 - » **Initializes the fixture**
 - » **Calls basicRun() to run the test**
 - » **Tears down the fixture**
 - Wrap the test suite with an instance of the decorator
 - Decorator class TestSetup (in junit.extensions) does exactly this
 - » **provides a setUp() and tearDown() method to override**

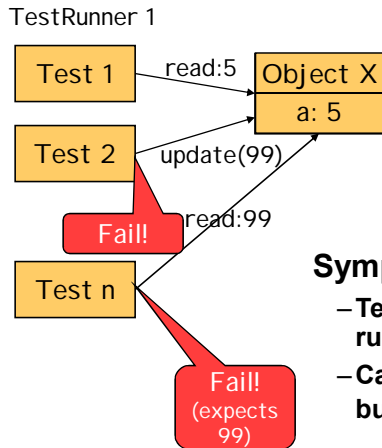
Erratic Tests

- **Interacting Tests**
 - When one test fails, a bunch of other tests fail for no apparent reason because they depend on other tests' side effects
- **Unrepeatable Tests**
 - Tests can't be run repeatedly without intervention
- **Test Run War**
 - Seemingly random, transient test failures
 - Only occurs when several people testing simultaneously
- **Resource Optimism**
 - Tests depend on something in the environment that isn't available
- **Non-Deterministic Tests**
 - Tests depend on non-deterministic inputs

xUnit Test Patterns and Smells

Behavior Smell

Erratic Tests – Interacting Tests



If many tests use same objects, tests can affect each other's results.

– Test 2 failure may leave Object X in state that causes Test n to fail.

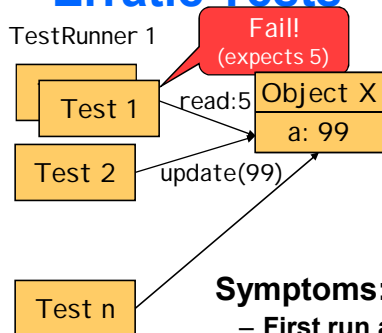
Symptoms:

- Tests that work by themselves fail when run in a suite.
- Cascading errors caused by a single bug failing a single test.
 - » Bug need not affect other tests directly but leaves fixture in wrong state for subsequent tests to succeed.

xUnit Test Patterns and Smells

Behavior Smell

Erratic Tests – Unrepeatable Tests



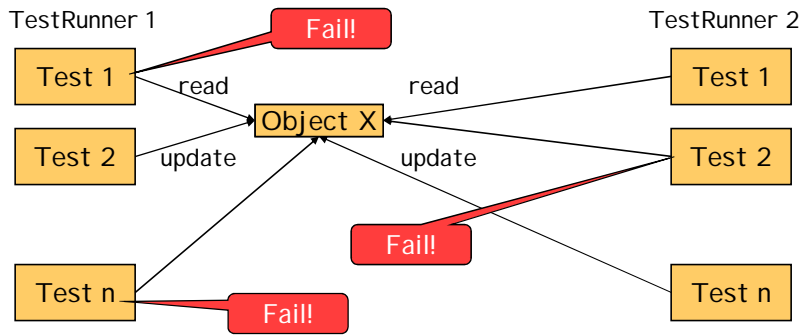
If many test runs use same objects, test runs can affect each other's results.

– Test 2 update may leave Object X in state that causes Test 1 to fail on next run.

Symptoms:

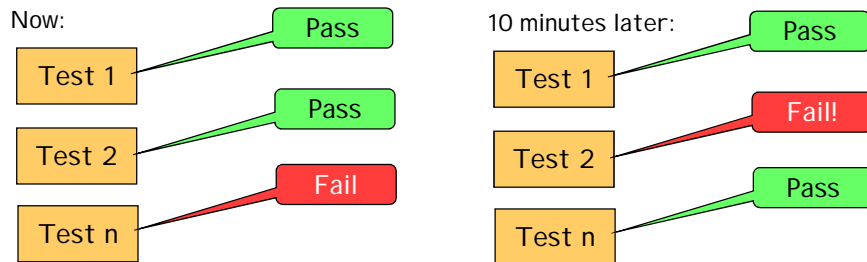
- First run after opening the TestRunner or re-initializing Shared Fixture behaves differently
 - » Succeed, Fail, Fail, Fail
 - » Fail, Succeed, Succeed, Succeed
- Resetting the fixture may “reset” things to square 1 (restarting the cycle)
 - » Closing and reopening the test runner for in-memory fixture
 - » Reinitializing the database

Erratic Tests – Test Run War



- If many test runners use the same objects (from Global Fixture), random results can occur.
 - Interleaving of tests from parallel runners makes determining cause very difficult

Erratic Tests – Non Deterministic Test

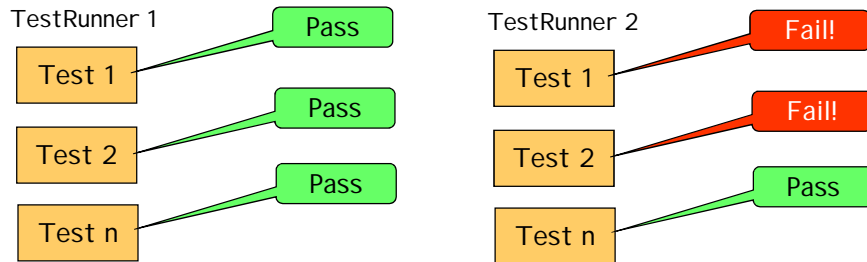


Tests depend on non-deterministic inputs.

Symptoms:

- Tests pass at some times; fail at other times
 - Lack of control over time/date when system contains time/date logic (addressed by getting control of indirect input via a stub)
 - Tests use different values in different runs

Erratic Tests – Resource Optimism



Tests depend on non-ubiquitous external resources.

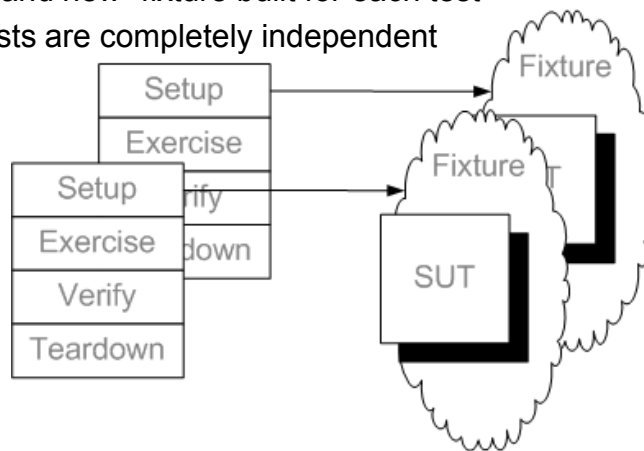
Symptoms:

- **Tests pass in some environments; fail in others**
 - SUT depends on something in the environment that is not always present.
 - Addressed by creating it during the fixture setup phase

Avoiding Erratic Tests - Fresh Fixture

• **What it is:**

- “Brand new” fixture built for each test
- Tests are completely independent



Fresh Fixture

- **Variations:**

- Transient Fresh Fixture
 - » **Fixture automatically disappears at end of each test**
 - » **e.g. Garbage-collected TearDown**
- Persistent Fresh Fixture
 - » **Fixture naturally “hangs around” after test**
 - » **Requires extra effort to ensure it is fresh**

Persistent Fresh Fixture

Two Options:

1. Rebuild fixture for each test and tear it down

- When
 - » **At end of this test (just in case)**
 - » **At start of next test that uses it (just in time)**
- How
 - » **Hand-coded Tear Down**
 - » **Automated Tear Down**

2. Build different fixture for each test

- Use a Distinct Generated Value for any unique Id's
- Makes tear down necessary

Reducing Erratic Tests - Shared Fixture

- **Avoid Interactions between Test Runners**
 - Give each developer their own Database Sandbox.
 - » Avoids Test Run Wars but not Interacting Tests, etc,
- **Don't Change Shared Fixture**
 - Immutable Shared Fixture avoids Interacting Tests
 - Create Fresh Fixture for objects to be changed
 - » (See Persistent Fresh Fixture)
 - Challenge: What constitutes a “change” to a fixture?
 - » Change existing objects / rows -> YES!
 - » Add new objects related to existing objects -> SOMETIMES!

Reducing Erratic Tests - Shared Fixture

- **Build new Shared Fixture for each run**
 - Avoids Unrepeatable Tests
 - When:
 - » Lazy Setup
 - » Setup Decorator
 - » SuiteFixture Setup

Exercise: BS2 – Test Debugging

- **Symptoms:**
 - Earlier today, you ran all the tests after making some code changes and the tests ran green. You then went to lunch. When you came back you re-ran the tests “just to make sure” before committing your changes. Now, several tests are failing.
- **Instructions:**
 - Diagnose the problem using only the console output.
- **Discussion Questions:**
 - Which Behavior Smells are we having?
 - What questions do we need to ask to find out why they are occurring?
 - What are the underlying root causes?
 - What can we do about them?

Fragile Tests

Causes:

- **Interface Sensitivity**
 - Every time you change the SUT, tests won't compile or start failing
 - You need to modify lots of tests to get things “Green” again
 - Greatly increases the cost of maintaining the system
- **Behavior Sensitivity**
 - Behavior of the SUT changes but it should not affect test outcome
 - Caused by being dependent on too much of the SUT's behavior.

Fragile Tests (2)

Causes (continued):

- **Data Sensitivity**
 - Aliase: Fragile Fixture
 - Tests start failing when a shared fixture is modified
 - » e.g. **New records are put into the database**
- **Context Sensitivity**
 - Something outside the SUT changes
 - » e.g. **System time/date, contents of another application**

Avoiding Interface Sensitivity

- **Use Stable Interfaces**
 - Bypass Presentation Layer (UI)
 - Backwards compatibility of changes to used interface
 - » e.g. **Facade**
- **SUT API Encapsulation**
 - Hide non-essential parts of SUT API from Test Methods via
 - » **Creation Method**
 - » **Finder Method**
 - » **Verification Method**

Avoiding Data/Context Sensitivity

- **Minimal Fresh Fixture**
 - Use a Fresh Fixture
 - Custom design it for each test.
 - Avoid a Standard Fixture that could become a Fragile Fixture
- **Test Stubs**
 - Replace the need for real fixture by using a Test Stub to provide indirect inputs

Exercise: BS3 – Build Debugging

- **Symptoms:**
 - *Last week, all the tests ran clean. Since then, 10 new tests have been added (green) but several existing tests are failing.*
- **Instructions:**
 - Diagnose the problem using only the console output.
- **Discussion Questions:**
 - Which Behavior Smells are we having?
 - What questions do we need to ask to find out why they are occurring?
 - What are the underlying root causes?
 - What can we do about them?

Assertion Roulette

- **Symptom:**
 - One or more unit tests are failing in the automated build and you cannot tell why without rerunning the tests in your IDE. When you cannot reproduce the problem in your IDE you have no idea what is going wrong.
- **Impact:**
 - It takes longer to determine what is wrong with the code.
 - Bugs that cannot be reproduced cannot be fixed.
- **Root Cause:**
 - Missing/Unclear Assertion Messages
- **Solution:**
 - Use the right Assertion Method.
 - Add Assertion Messages to all Assertion Method calls
 - Write Diagnostic Custom Assertion

Diagnostic Custom Assertion

- **Variation of Custom Assertion**
- **Compares its inputs in a way that provides useful diagnostic messages.**
- **e.g. assertEquals does this:**
 - expected <nil> but was <abc>
 - strings differ starting at position 247; expected <..abcdefghi..> but was <...abcxyzghi..>

Frequent Debugging

- **Symptom:**
 - One or more tests are failing and you cannot tell why without resorting to the debugger. This seems to be happening a lot lately!
- **Impact:**
 - Debugging is a very time-intensive activity.
 - While it may help you find the bug, it won't keep it from coming back.
- **Root Causes:**
 - Missing Unit Tests
 - Poor Assertion Messages
- **Solution:**
 - Better unit test coverage of the code
 - More/Better Assertion Messages

Exercise: BS4 – Build Debugging

- **Symptoms:**
 - *You are the first one into the office this morning. You check the builds logs from the overnight build and discover a test failure. When you run the test on your machine it passes. Now what?*
- **Instructions:**
 - Given the following test code and the corresponding TestRunner output, how can you change the test to provide more diagnostic output?
- **Discussion Questions:**
 - Based on the these symptoms, which Behavior Smells are we having?
 - What questions do we need to ask to find out why they are occurring?
 - What might be the underlying root causes?
 - What can we do about them?

Exercise – Frequent Debugging

- **Symptoms:**
 - This customer test is failing because of a bug in the attached code.
- **Instructions:**
 - Identify the unit tests that you could write to help you find the bug (without using the debugger) and keep it from coming back.
 - Just list the test conditions you would write tests for.
 - » **No need to write the actual tests**
- **Discussion Questions:**
 - What part of the software is not tested thoroughly?

Recap of Behavior Smells

- **Slow Tests**
- **Erratic Tests**
 - Too many variants to list here
- **Fragile Tests**
 - The 4 sensitivities
- **Assertion Roulette**
- **Frequent Debugging**
- **Manual Intervention**

Recap of Patterns

- **Shared Fixture**
- **Fresh Fixture**
- **Standard Fixture**
- **Minimal Fixture**
- **Lazy Setup**
- **Setup Decorator**
- **SuiteFixture Setup**

Outline

- **Introduction**
- **Motivation**
- **Intro to Smells & Patterns**
- **Code Smells & Remedies**
- **Behavior Smells & Remedies**
- **Project Smells & Remedies**
- **Wrap Up**

What's a Project Smell?

- **A Test Smell that a project manager is likely to observe**
- **Symptoms are typically developer behavior or feedback from other organizations**
- **There may be metrics that point out the smell**
 - e.g. Number of bugs found in Acceptance Test
- **Root cause is often Code or Behavior Smells**
- **Cannot be addressed directly**
 - Solution is to address underlying smell(s)

Common Project Smells

- **Developers Not Writing Tests**
- **Buggy Tests**
- **Production Bugs**
- **High Test Maintenance Cost**

Developers Not Writing Tests

- **Symptoms:**
 - No tests can be found when you ask to see the
 - » **unit tests for a task,**
 - » **customer tests for a User Story,**
 - Lack of clarity about what a user story or task really means
- **Impact:**
 - Lack of safety net
 - Lack of focus
- **Possible Causes:**
 - Don't have the skills?
 - Hard to Test Code?
 - Not enough time?
 - Have been told not to?
 - Don't see the value?

Buggy Tests

- **Symptoms:**
 - Tests are failing when they shouldn't (the SUT works fine)
- **Impact:**
 - No one trusts the tests any more
- **Possible Causes:**
 - Erratic Tests
 - Fragile Tests
 - Untested Test Code

Production Bugs

- **Symptoms:**
 - Bugs are being found in production
- **Impact:**
 - Expensive trouble-shooting
 - Development team's reputation is in jeopardy
- **Possible Causes:**
 - Lost/Missing Tests
 - Slow Tests
 - Untested Code
 - Hard-to-Test Code
 - Developers Not Writing Tests

High Test Maintenance Cost

- **Symptoms:**
 - A lot of effort is going into maintaining the tests
- **Impact:**
 - Cost of building functionality is increasing
 - People are agitating to abandon the automated test
- **Possible Causes:**
 - Erratic Test
 - Fragile Test
 - Buggy Test
 - Obscure Test
 - Hard to Test Code

Exercise – PS1

- **Symptoms:**
 - Our project adopted automated unit testing over a year ago. We now have several thousand tests. Every week we spend several person-days trouble-shooting broken tests. More often than not, the production code is found to be correct. At the same time, Quality Assurance is reporting a fair number of problems.
- **Discussion Questions:**
 - Based on these symptoms, which Project Smells are we having?
 - What questions do we need to ask to find out why they are occurring?
 - Which Behavior and Code Smells may be the underlying causes?
 - What can we do about them?

Outline

- **Introduction**
- **Motivation**
- **Intro to Smells & Patterns**
- **Code Smells & Remedies**
- **Behavior Smells & Remedies**
- **Project Smells & Remedies**
- **Wrap Up**

What Next?

- **You have a better idea of:**
 - what can be achieved
 - problems to look for
 - » **Test Smells**
 - symptoms (smells) vs root causes
- **You have an initial list of patterns to address root causes**
 - More at the web site and in the book
- **Time to go “Smell Hunting”**

Be Pragmatic!

- **Not all Smells can (or should) be eliminated**
 - Cost of having smell vs. cost of removing it
 - Cost to remove it now vs. cost of removing it later
- **Catalog of Smells and Causes gives us the tools to make the decision intelligently**
 - Trouble-shooting flow chart
 - Suggested Patterns for removing cause
- **Catalog of Patterns gives us the tools to eliminate the Smells *when we choose to do so***
 - How it Works
 - When to Use It
 - Before/After Code samples
 - Refactoring notes

What Does it Take To be Successful?

Programing Experience

+ xUnit Experience

+ Testing Experience

+ Design for Testability

- Test Smells

+ Test Automation Patterns

+ Fanatical Attention to Test Maintainability

= Robust, Maintainable Automated Tests

More on xUnit Patterns & Smells

• **Book:**
xUnit Test Patterns

Refactoring Test Code

by: Gerard Meszaros

– published by Addison Wesley

– available Now!


• **Website:**

<http://xunitpatterns.com>

With handy links to purchase

Thank You!

Gerard



Questions & Comments?

Resources for Testing

Reminder:

Tutorial exercises and solutions available at:

<http://tutorialexercises.xunitpatterns.com>

<http://tutorialsolutions.xunitpatterns.com>

Books on xUnit Test Automation

- **xUnit Test Patterns – Refactoring Test Code**
 - Gerard Meszaros
- **Test-driven Development - A Practical Guide**
 - David Astels
- **Test-driven Development - By Example**
 - Kent Beck
- **Test-Driven Development in Microsoft .NET**
 - James Newkirk, Alexei Vorontsov
- **Unit Testing With Java - How tests drive the code**
 - Johannes Link
- **JUnit Recipes**
 - J.B. Rainsberger

Other Useful Books

- **Working Effectively with Legacy Code**
 - Michael Feathers
- **Fit for Software Development**
 - Rick Mugridge, Ward Cunningham
- **Refactoring - Improving the Design of Existing Code**
 - Martin Fowler plus contributors
- **Design Patterns: Reusable Elements of Design**
 - Erich Gamma, Richard Helm, Ralph Johnson, John Vlissides